

# Öldufar við olíuleit á Drekasvæðinu

## Skýrsla um ölduhæðarannsóknir fyrir olíuleit á Drekasvæðinu.

Höfundar:

Gísli Viggósson  
Ingunn Erna Jónsdóttir  
Eysteinn Már Sigurðsson

Janúar 2007



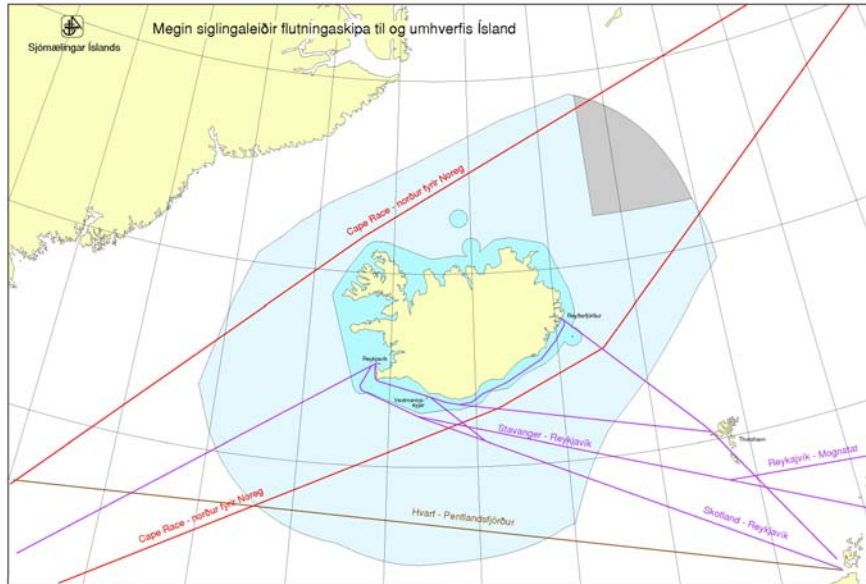
## Efnisyfirlit

Efnisyfirlit .....	2
Inngangur .....	3
Yfirlit yfir öldufar á Drekasvæðinu. ....	6
VIÐAUKAR .....	10
Viðauki I:    Skilgreiningar.....	11
Viðauki II:  Ölduhæðarósir, mesta ölduhæð og meðalölduhæð .....	12
Viðauki III :    Langtímadreifing og talningar .....	23

## Inngangur.

Drekasvæðið vísar til þess hafsvæðis í íslenskri efnahagslögsögu sem afmarkast til vesturs af lengdarbaug 11° 30' V og til austurs af 200 mílna mörkum hennar. Ólíuleitarsvæðið innan Drekasvæðisins liggur norðan 67° N breiddarbaug.

Yfirlit yfir megin siglingaleiðir til og umhverfis Ísland ásamt Drekasvæðinu er sýnt á mynd 1.



Mynd 1: Drekasvæðið og megin siglingaleiðir.

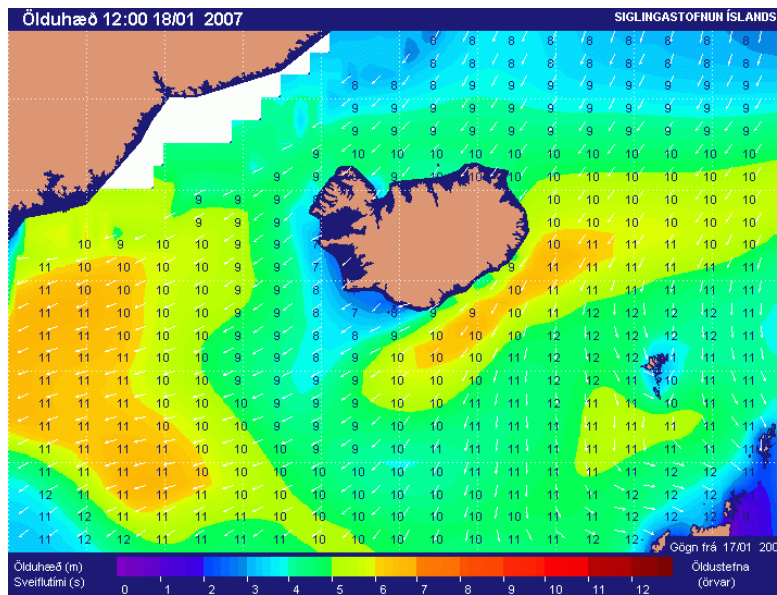
Siglingastofnun Íslands hefur nú um tíu ára skeið rekið **upplýsingakerfið Veður og sjólag** á vefsíðu sinni [www.sigling.is](http://www.sigling.is) og í símsvara stofnunarinnar 902 1000. Á vefsíðu Siglingastofnunar eru einnig birtar síður með veðurspá og ölduhæðarspá (mynd 2) einu sinni á dag allt að 4 daga fram í tímann. Þessar spár byggja á gögnum frá Veðurmiðstöð Evrópuríkja í Englandi (ECMWF) í samstarfi við Veðurstofu Íslands. Öldumælingar frá ölduduflunum hafa verið sent til Veðurmiðstöðvarinnar mörg undanfarin ár. Ölduhæðaspárnar hafa verið bornar saman við mælingar á duflum Siglingastofnunar, bæði af Veðurmiðstöðinni og Siglingastofnun og það hefur sýnt sig að spá næsta sólarhrings er að öllu jöfnu mjög áreiðanleg en áreiðanleikinn minnkar eftir því sem spáð er lengra fram í tímann. Almennt er talið að ölduspár fyrir Atlantshaf frá evrópsku Veðurmiðstöðinni eru þær áreiðanlegastar sem völ er á.

Ekki er tiltæk vitneskja um hverjir nota vefsíðu og símsvara mest en ætla má að bátasjómenn og þá helst smábátasjómenn séu drjúgir við að nýta sér þessar upplýsingar. Markmiðið er að gögnin verði aðgengileg og notendavæn fyrir sjófarendur, vísindamenn og aðra þá sem þurfa á slíkum gögnum að halda.

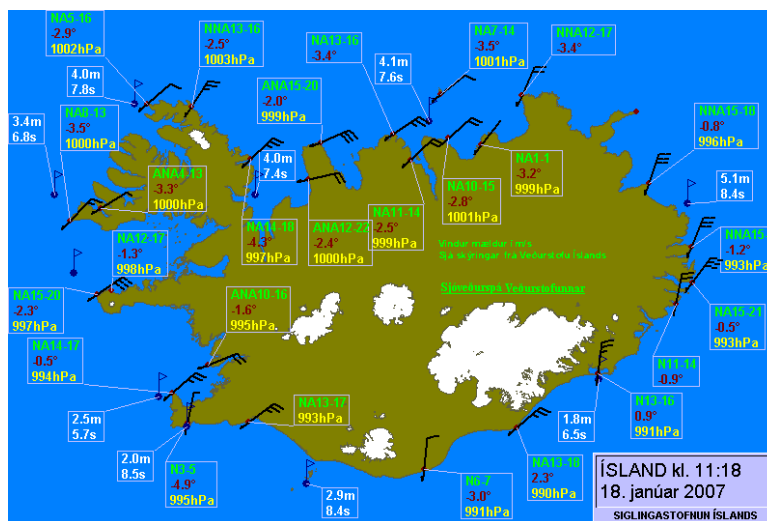
Upplýsingar frá ölduduflum og veðurstöðvum birtast á klukkutímabreyttu á vef stofnunarinnar (mynd 3) og um leið koma sömu upplýsingar inn á símsvarann og inn á textavarpíð. Á vefsíðu stofnunarinnar undir veður og sjólag er hægt að smella á

reitina sem fylgja öldudufnunum og koma þá fram upplýsingar um ölduhæð á klukkutíma fresti síðustu 24 tímana. Þetta getur verið mjög gagnlegt til að fylgjast með sjólagi við miklar veðurbreytingar, sérstaklega ef höfð er hliðsjón af veðurspá Veðurstofunnar. Einnig er hægt að smella á reiti á ölduspákortið yfir Íslandsmiðin og koma þá fram upplýsingar um ölduspár 4 daga fram í tímann fyrir viðkomandi stað.

Nýverið hefur verið ákveðið í samvinnu við norðmenn að íslenska upplýsingakerfið nái yfir það svæði sem olíuflutningaskip sigla um á leið frá Murmansk í Rússlandi suður fyrir Grænland. Er þetta gert með vísan í evrópureglugerð EC 2002/59. Þegar nýja spásvæðið verður komið í gagnið verða upplýsingar um öldu- og veðurspár 10 daga fram í tímann á sex tímabrestitum og með 0,5° upplausn.

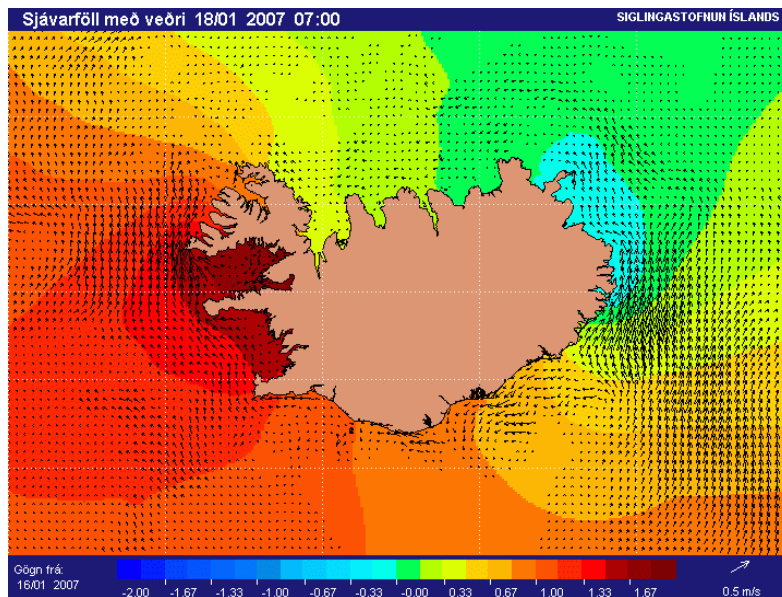


Mynd 2: Ölduhæðarspá.



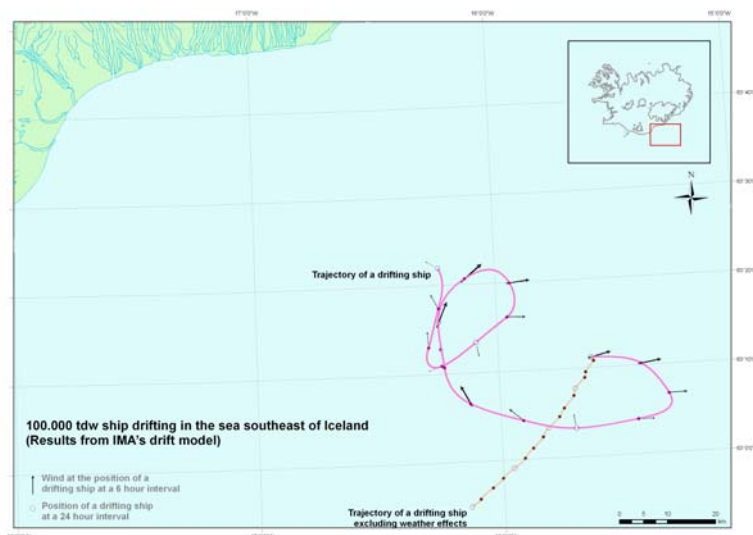
Mynd 3: Upplýsingar um veður og sjólag frá öldudufnum.

**Sjávarfallalíkan Siglingastofnunar** nær vel norður fyrir Drekasvæðið og veitir upplýsingar um sjávarföll, sjávarfallastrauma og áhlaðanda á klukkutíma fresti næstu tvo sólahringa með upplausn 10x10 km (mynd 4). Einnig verður aðgengilegar upplýsingar um sjávarföll næsta ár í hverjum reiknipunkti. Unnið er að kvörðun reiknilíkansins á landgrunninu í samvinnu m.a. við Hafrannsóknastofnun og verkfræðistofu VST. Markmiðið með að kvarða betur sjávarfallalíkanið á landgrunninu er að fá betri nákvæmni við þróun kerfis sem staðsetur DST (sérbúin mælitæki) merktan fisk út frá sjávarföllum.



Mynd 4: Sjávarfallalíkan Siglingastofnunar.

**Reklíkan Siglingastofnunar** er tengt sjávarfallalíkaninu fyrir sjávarföll og nýtir veður- og öldugögn gögn frá ECMWF. Reklíkanið (mynd 5) er í þróun en það mun geta reiknað dreifingu olíuflekks, rek gúmmibáta og skipa og hafíss.

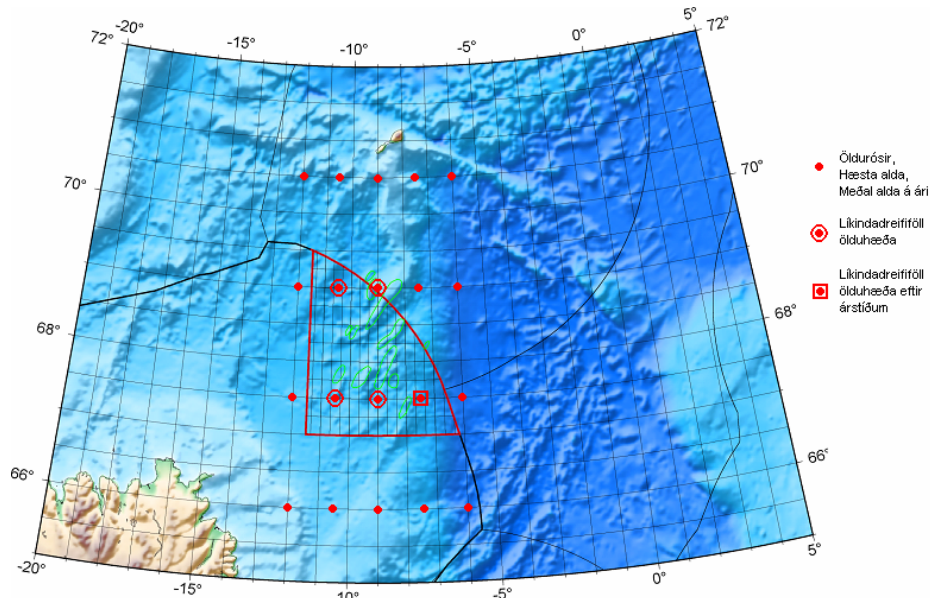


Mynd 5: Reklíkan Siglingastofnunar.

Í gagnagrunni Siglingastofnunar er að finna aðgengileg gögn frá veðurstöðvum og öldu- og sjávarfallagögn frá mælistöðvum í höfnum og öll gögn um öldumælingar sem gerðar hafa verið við Ísland. Einnig eru gögn frá evrópsku Veðurmiðstöðinni, ECMWF bæði ERA 15 og ERA 40. Þessi gögn ná yfir stóran hluta af Atlantshafi. Þessi gögn eru endurunnin öldu- og veðurgögn 15 og 40 ár aftur í tímann með  $1,5^\circ$  upplausn. Auk þess eru gögn úr sjávarfallalíkaninu. Reklíkanið verður síðan tengt gagnagrunninum.

## Yfirlit yfir öldufar á Drekasvæðinu.

Yfirlit yfir þá staði sem úrvinnsla ERA 40 öldugagna nær til á Drekasvæðinu er sýnt á mynd 6.



Mynd 6: Staðir sem úrvinnsla nær yfir.

Í viðauka II eru sýndir staðir með öldurósum, hæstu ölduhæðum á ári og meðalölduhæð á ári (●). Í viðauka III (a,b,d,f) (⊙) eru sýndir staðir þar sem langtímadreifing ölduhæða fyrir mánuði, árstíðir og árin hefur verið unnin og í viðauka III c (■) er að auki reiknuð langtíma dreifing fyrir öldustefnur. Reikna má með að óskað verði eftir frekari úrvinnslu og ölduspár fyrir annað hvort leit eða vinnslu á svæðinu háð þeirri tækni sem notuð verði.

Við úrvinnsluna hefur verið leitast við að svara eftirtöldum spurningum:

1. Hvað er vitað um ölduhæð og veður á Jan-Mayen-hrygg?
2. Hvað er það helst sem skortir af gögnum og úrvinnslu til að gefa glögga mynd af ölduhæð og veðurhæð Jan-Mayen-hrygg?

3. Hversu mikil þarf ölduhæðin af vera til þess að geta valdir slysum, manntjóni, eignatjóni eða truflunum á starfsemi við olíuleit og olíuvinnslu á Jan-Mayen-hrygg?
4. Má búast við að mikil ölduhæð á olíuleitarsvæðinu á Jan-Mayen-hrygg geri skilyrði til olíuleitar og olíuvinnslu erfiðari en á olíusvæðinu við Vestur – Noreg, Færeyjar og Grænland?

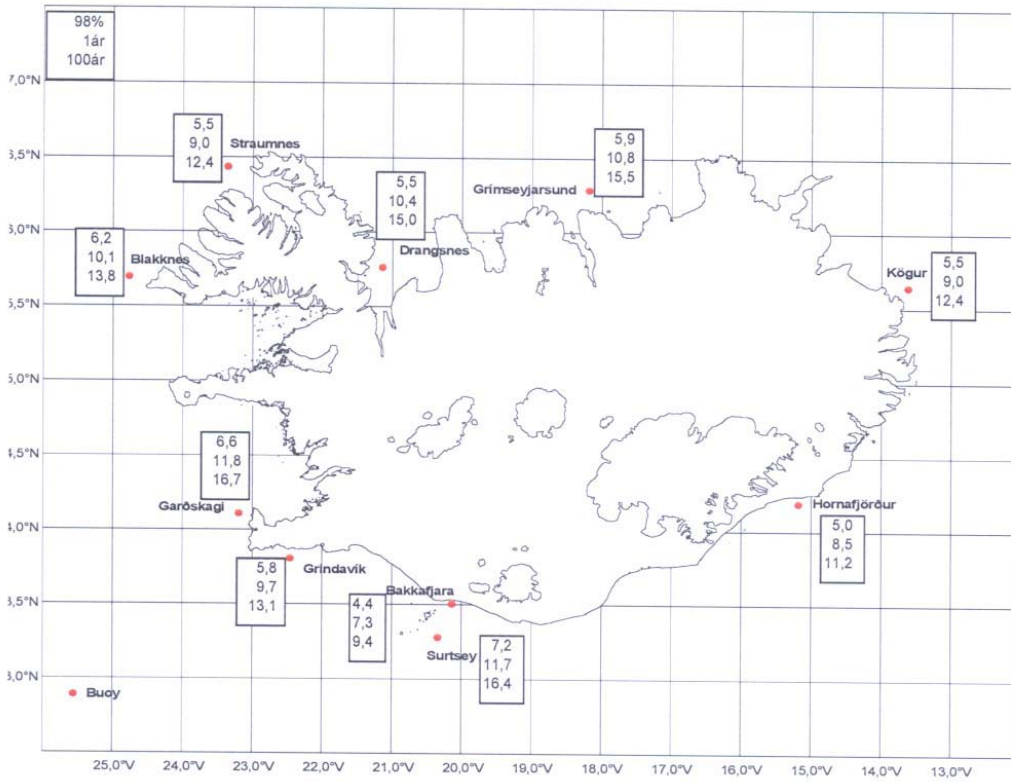
Varðandi fyrstu spurninga teljast öldu- og spágögn Siglingastofnunar Íslands og þau gögn aftur í tímann sem tiltæk eru nægjanleg til að byggja á olíuleit og olíuvinnslu á Drekasvæðinu. Æskilegt er þó að staðsetja veðurdufl sem einnig mælir öldur á Drekasvæðinu til að geta borið saman mæld og spáð gögn. Mælingar frá öldudufli á Drekasvæðinu munu leiða í ljós nákvæmni ölduspár frá Veðurmiðstöðinni á þessu svæði eru. Öldumælingar á Drekasvæðinu yrðu sýndar á klukkutíma fresti á vöktunar- og upplýsingakerfi um veður og sjólag Siglingastofnunar.

Varðandi aðra spurninguna hafa verið unnar öldurósir sem byggjast á ERA40 gögnunum yfir svæði sem þekur Drekasvæðið á 1,5° millibili. Einnig hafa verið unnið yfirlit yfir hæstu öldur og meðaltals öldu á ári yfir tímabilið 1958 til 2002. Reikna má með að óskað verði eftir frekari úrvinnslu og ölduspár fyrir annað hvort leit eða vinnslu á svæðinu háð þeirri tækni sem notuð verði.

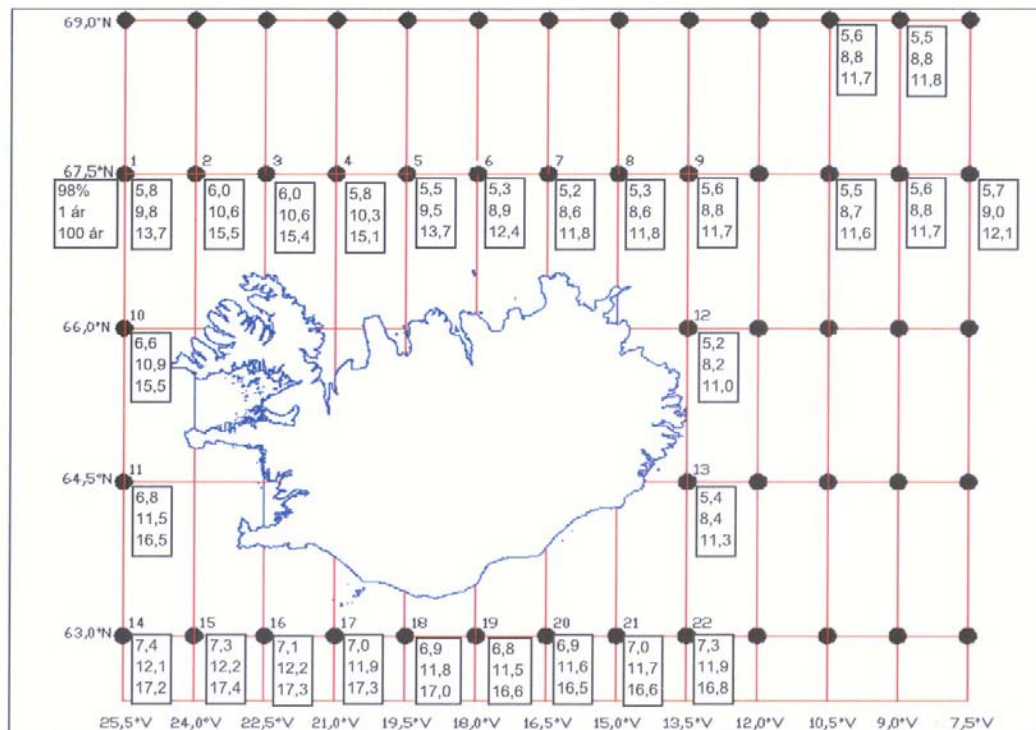
Varðandi þriðju spurningu er leitast við að gera úrvinnsluna þannig úr garði að hægt að lesa mismunandi forsendur fyrir truflunum, óhöppum og slysum. Unnar hafa verið yfirlit yfir ölduhæðir og sveiflutíma öldu og ölduhæðir og ölduáttir.

Varðandi fjórðu spurninguna hefur verið unnin langtímadreifing ölduhæða fyrir Drekasvæðið og er einkum aldan með endurkomutíma 100 ár borin saman við bæði öldumælingar og ölduhæðaspár við Ísland og á þeim svæðum þar sem olíuvinnsla fer fram á úthafi við vestur Noreg.

Þegar bornar eru saman 100 ára aldan við Ísland, á Drekasvæðinu og við vesturströnd Noregs kemur í ljós að aldan er um 16 – 17 m við suðvesturströnd Íslands (mynd 7 og 8) og við vesturströnd Noregs (mynd 9) en um 12 m á Drekasvæðinu (mynd 8).



Mynd 7: 98%, 1ár og 100 ára alda við öldudufll við Ísland.



Mynd 8: 98%, 1ár og 100 ára alda í ölduspápunktum við Íslandsstrendur og á Drekasvæði.



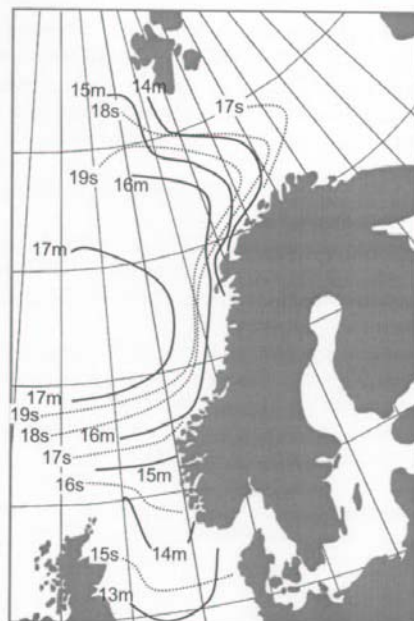


Figure 6.2.1 Significant wave height  $H_{m0}$  and related maximum peak period  $T_p$  with annual probability of exceedance of  $10^{-2}$  for sea-states of 3 hours duration. Isocurves for wave heights are indicated with solid lines while wave period lines are dotted.

Mynd 9: 100ára ölduhæð og tíðni við Noregstrendur

# VIÐAUKAR

## Viðauki I

- Skilgreiningar

## Viðauki II

- Öldurósir, gröf yfir mestu og meðal ölduhæð.

## Viðauki III

- a.  $67,5^{\circ}\text{N}$ ,  $10,5^{\circ}\text{V}$
- b.  $67,5^{\circ}\text{N}$ ,  $9,0^{\circ}\text{V}$
- c.  $67,5^{\circ}\text{N}$ ,  $7,5^{\circ}\text{V}$
- d.  $69,0^{\circ}\text{N}$ ,  $10,5^{\circ}\text{V}$
- e.  $69,0^{\circ}\text{N}$ ,  $9,0^{\circ}\text{V}$

## **Viðauki I: Skilgreiningar**

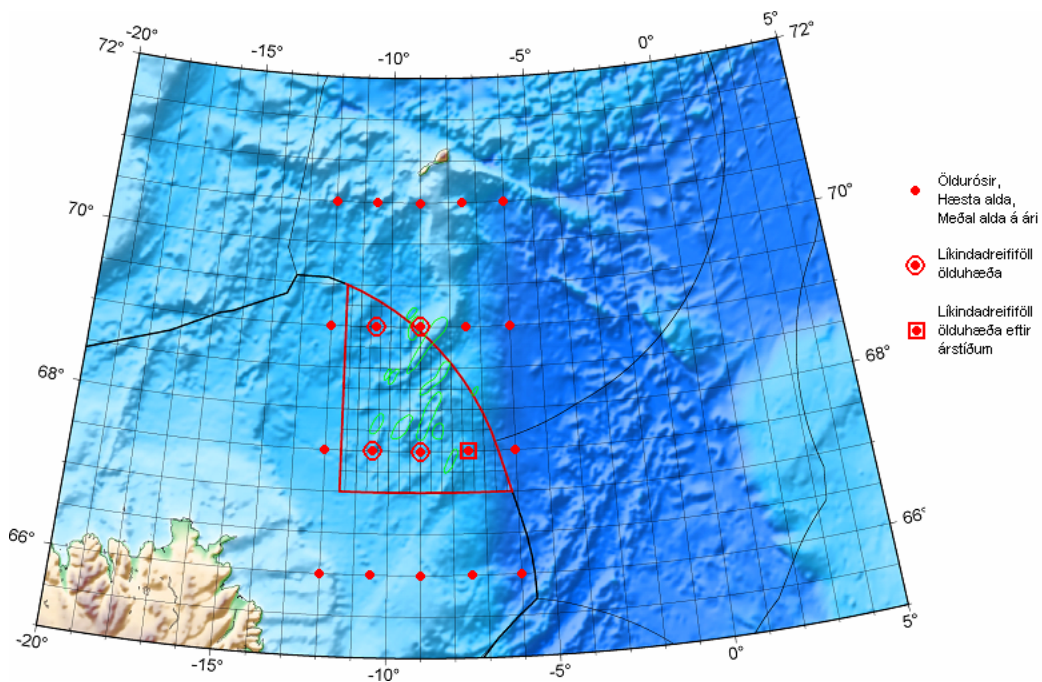
- Stefnur
  - Stefnur vinds og öldu höfða til þeirrar áttar sem vindur eða alda koma úr. Einingarnar eru í gráðum, 360°. T.d. þýðir 90° vindstefna að vindurinn komi úr austri.
- Árstíðir
  - Sumar: júní, júlí, ágúst
  - Haust: september, október, nóvember
  - Vetur: desember, janúar, febrúar
  - Vor: mars, apríl, maí
- Kennialda Hs (Significant wave height)
  - Meðaltal 1/3 hæstu alda en ölduhæð er skilgreind frá öldudal að öldutoppi.
- Líkindadreifingar
  - Líkindadreifing öldu með endurkomutíma minna en eitt ár er nálguð með þriggja gilda Weibull líkindadreifingu en fyrir endurkomutíma eitt ár og meira er hún nálguð með Weibull dreifingu með þröskuldsgildi 5 m.
- ERA40 –gögn
  - Öldugögn frá bresku veðurstofunni í Reading í Englandi (ECMWF) fyrir tímabilið 1958-2005. Gögn sem byggjast á svokölluðum leiðréttum veðurgögnum þar sem safnað hefur verið saman öllum fánægum veður og öldumælingum og unnin gögn á sex tíma fresti yfir allt tímabilið fyrir hverja 1,5° á öllum heimshöfum.

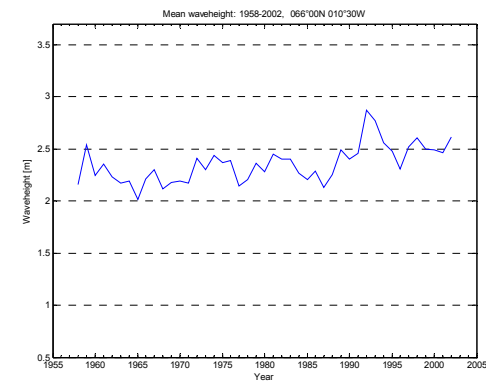
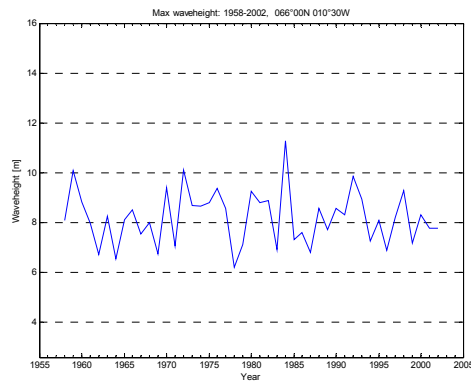
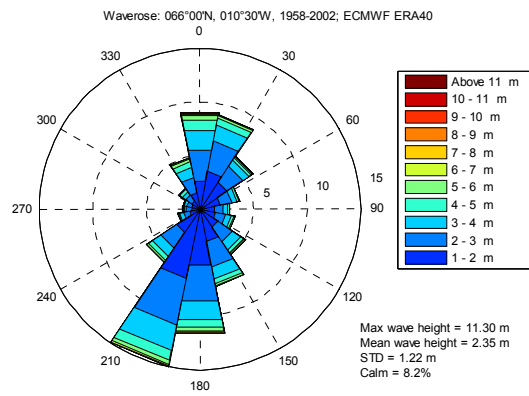
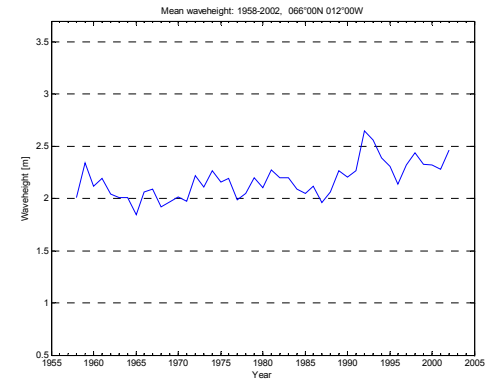
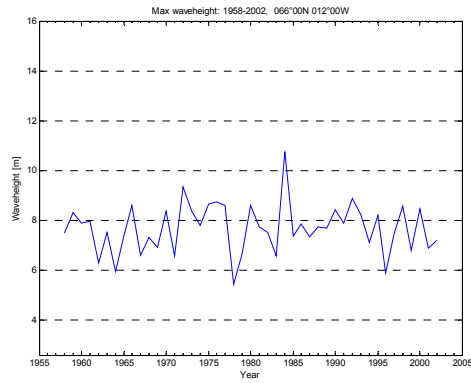
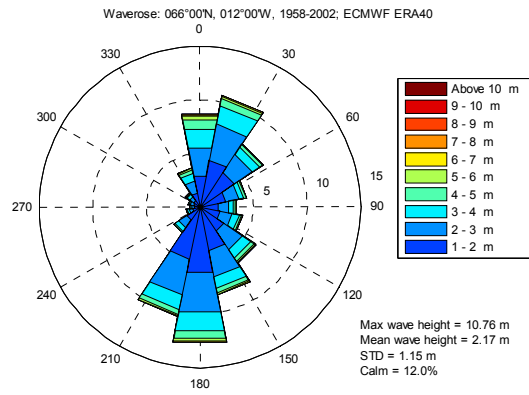
### **Definitions:**

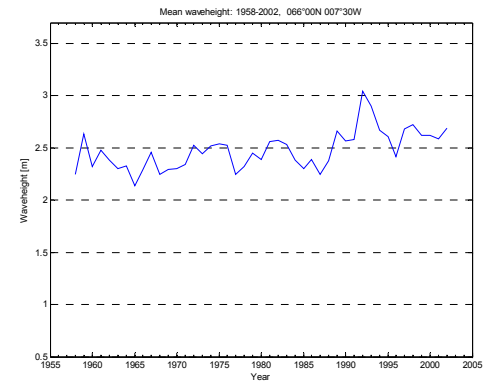
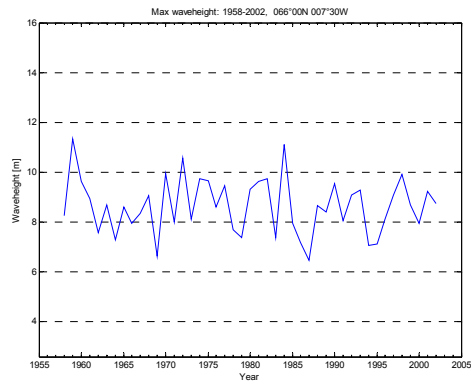
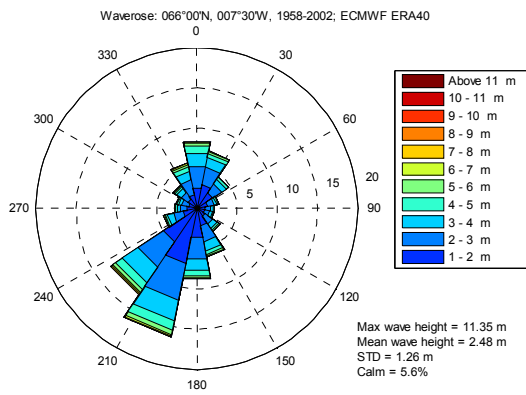
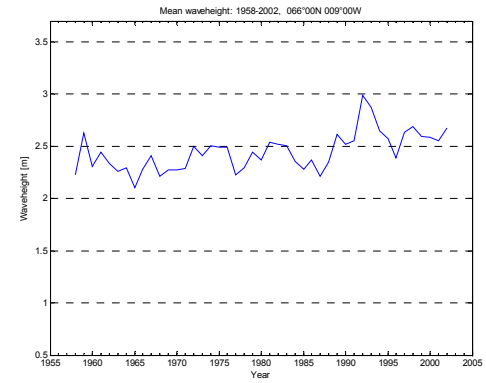
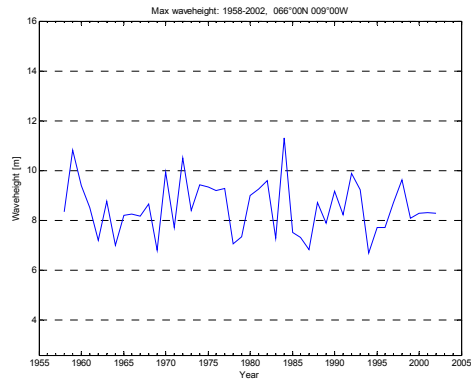
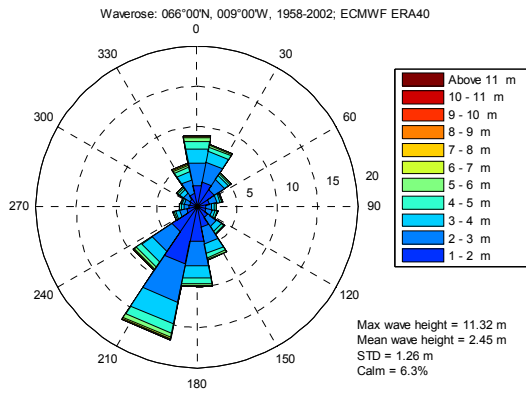
- Directions
  - Wind and wave directions refer to the direction from which the wind or wave is coming. The units is degrees, where 360 degrees cover the whole cycle. For example wave direction 270 degrees means wind coming from the West.
- Seasons
  - Summer: June, July, August
  - Autumn: September, October, November
  - Winter: December, January, February
  - Spring: March, April, May
- Hs (Significant wave height)
  - The average of 1/3 of the highest waves
- Wave statistics
  - The three parameter Weibull probability distribution is used for 1-100 year return periods and a Weibull distribution with a 5m threshold and for 60-99% frequency.
- ERA40 –data
  - Wave data from the European Center for medium range weather forecasts in Reading in England (ECMWF) for the period of 1958-2005.

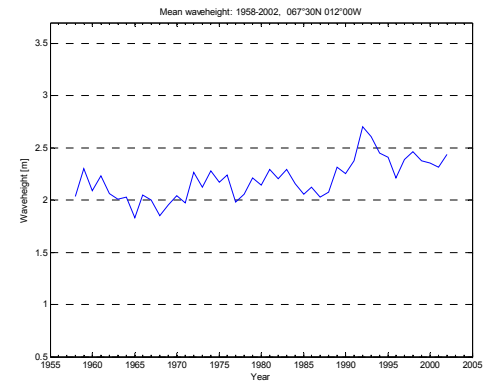
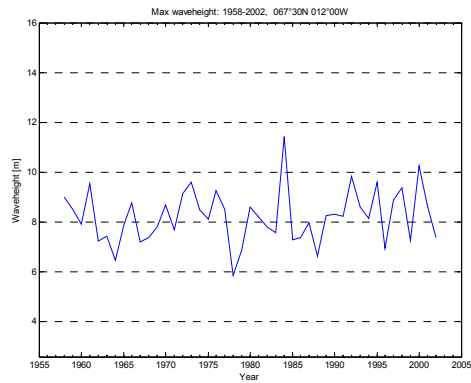
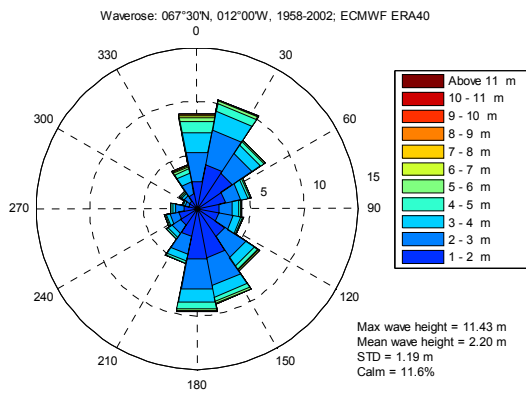
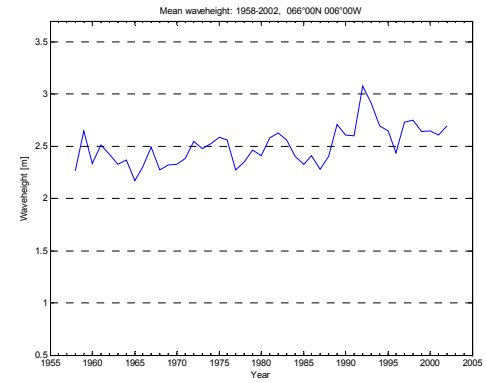
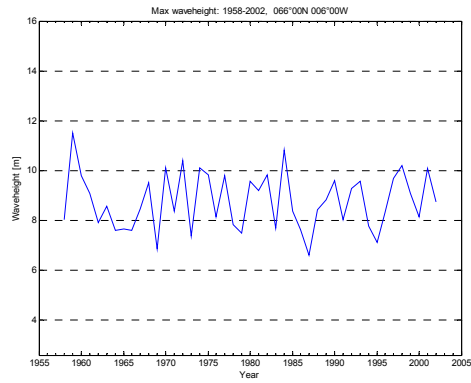
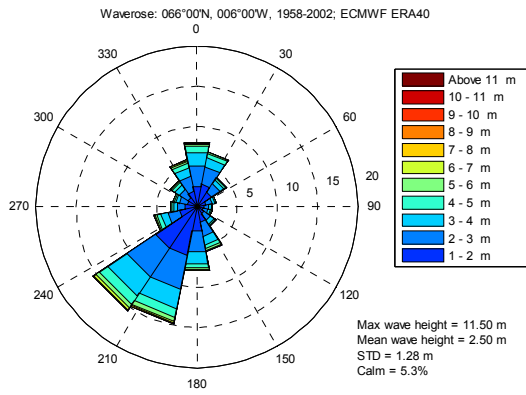
## Viðauki II: Ölduhæðarósir, mesta ölduhæð og meðalölduhæð

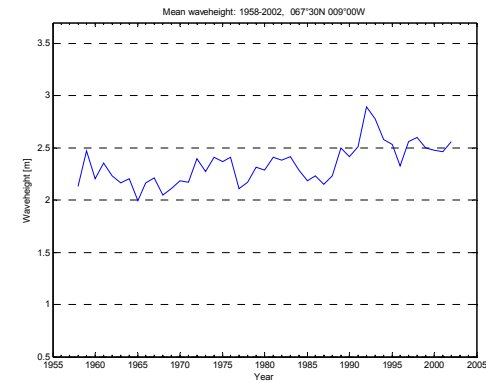
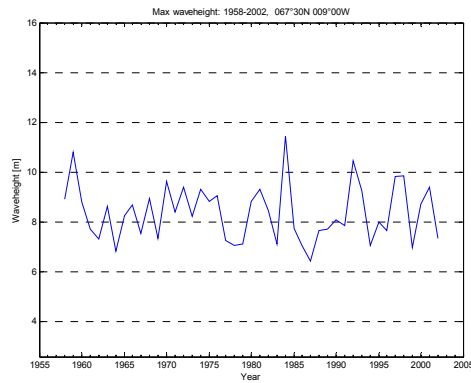
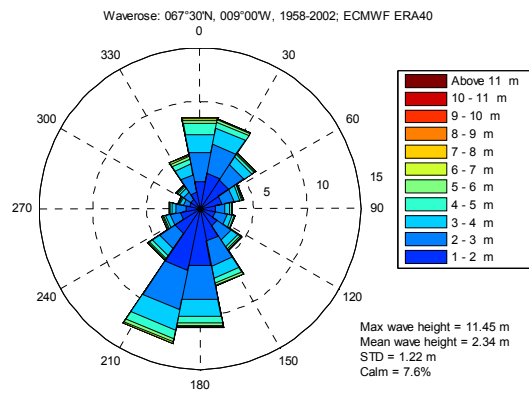
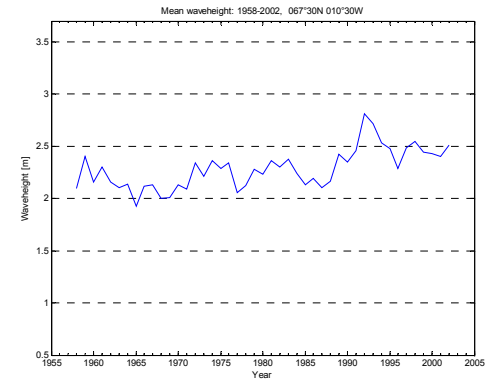
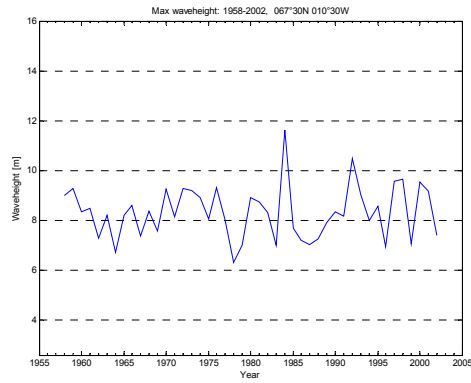
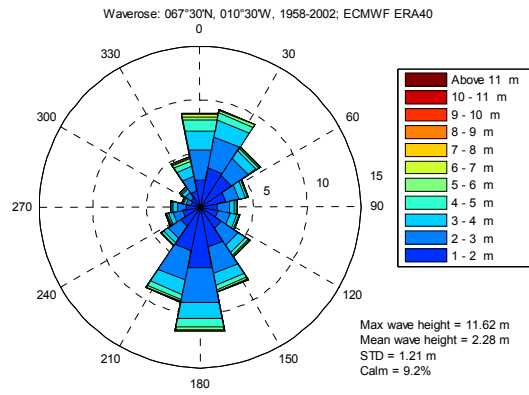
- Ölduhæðarósir
- Gröf yfir mestu ölduhæð
- Gröf yfir meðalölduhæð



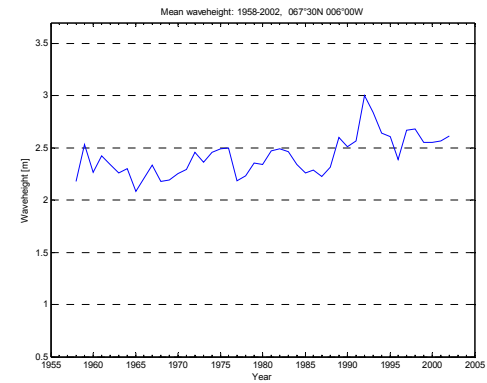
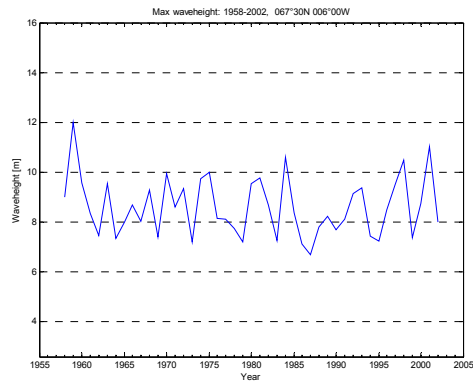
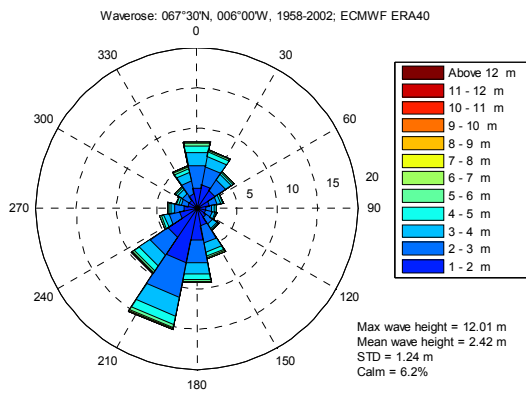
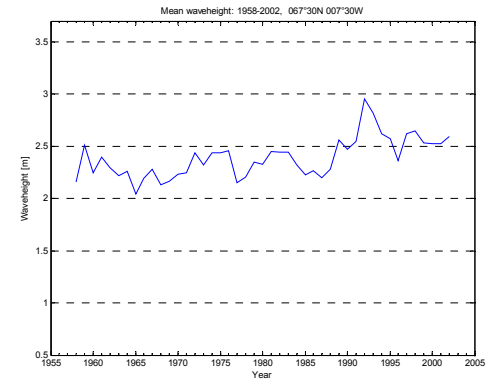
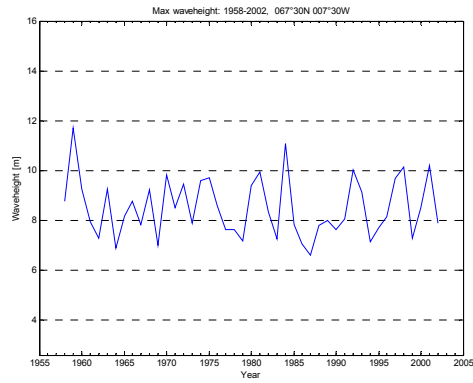
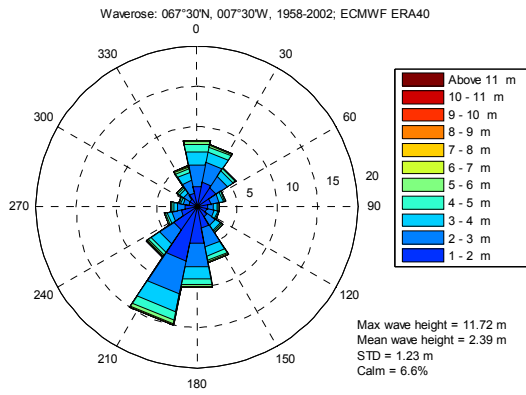


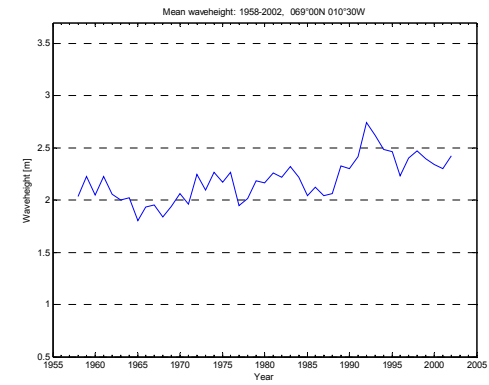
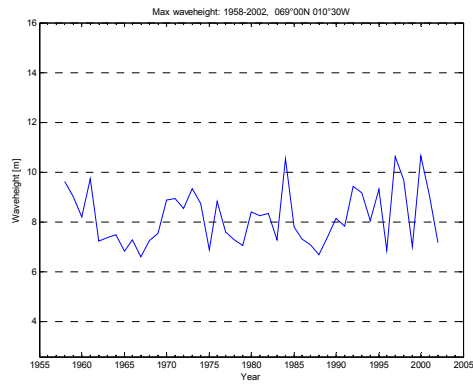
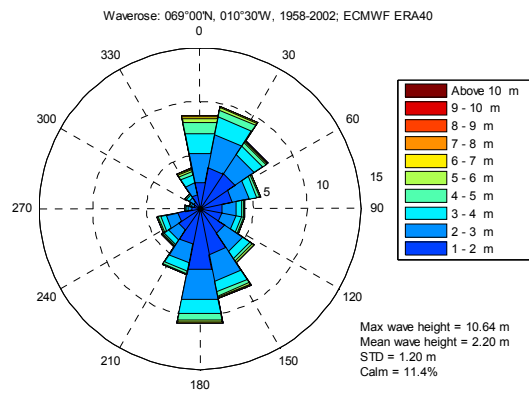
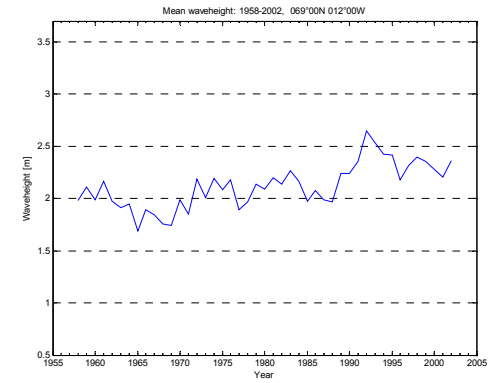
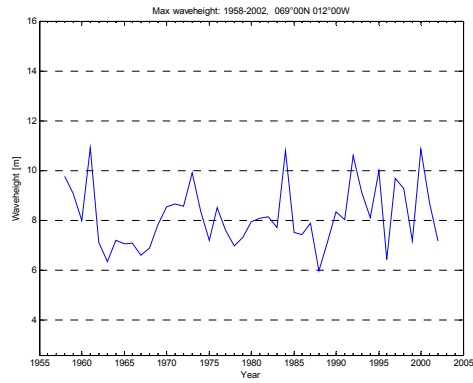
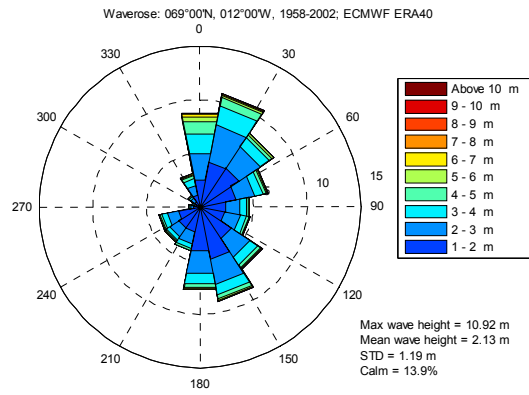


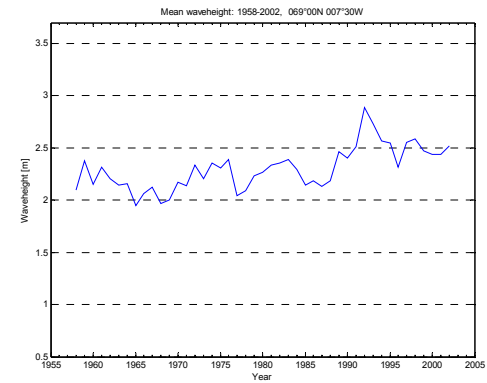
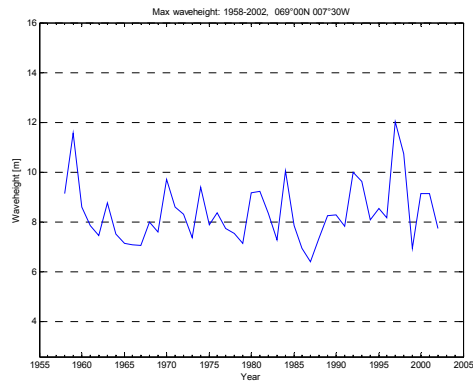
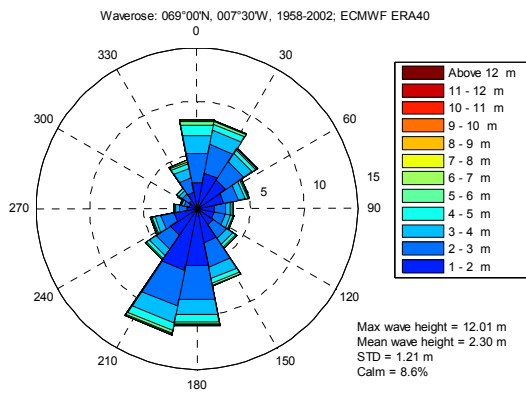
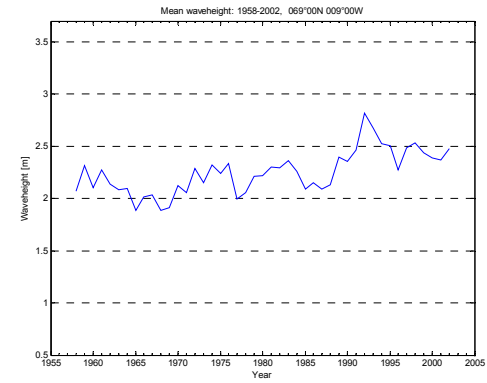
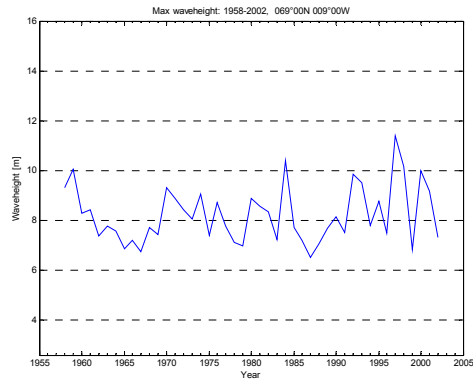
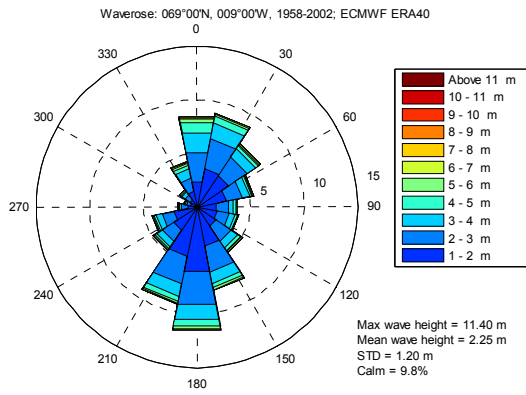


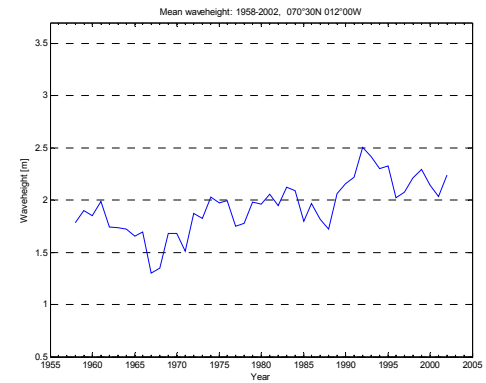
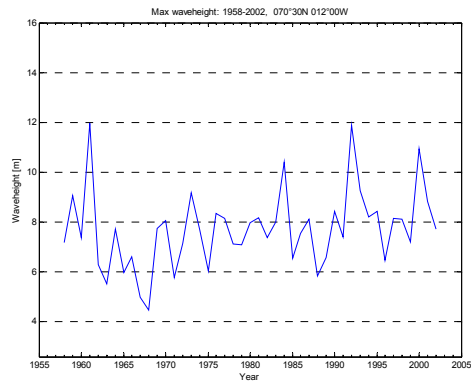
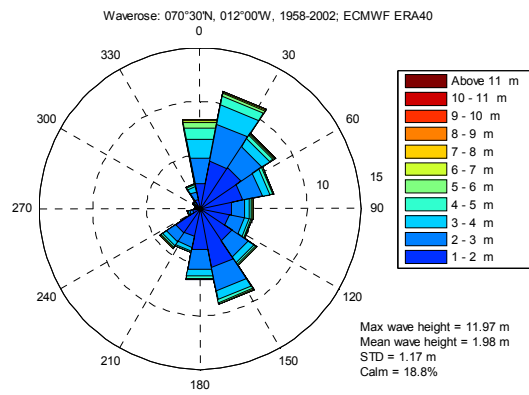
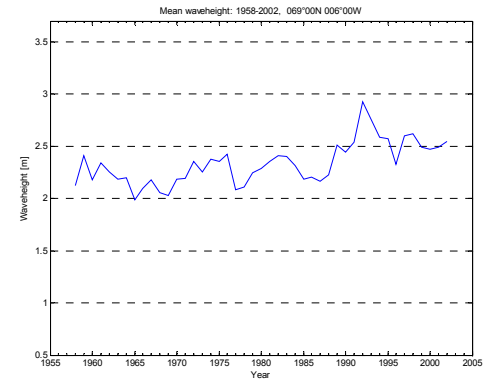
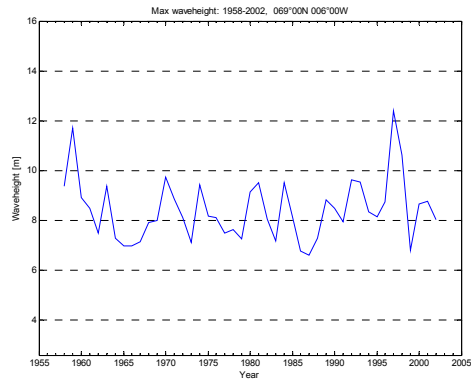
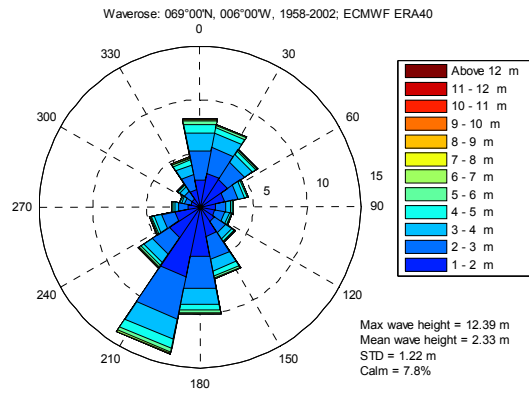


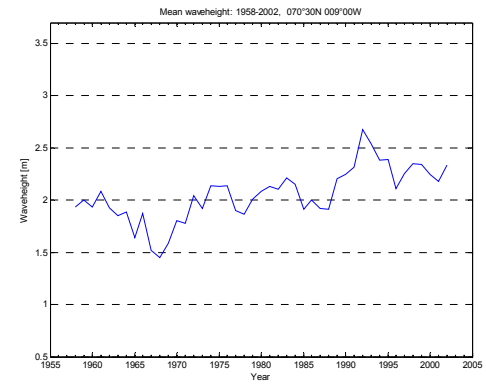
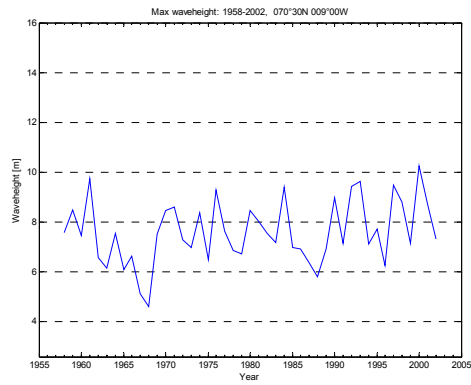
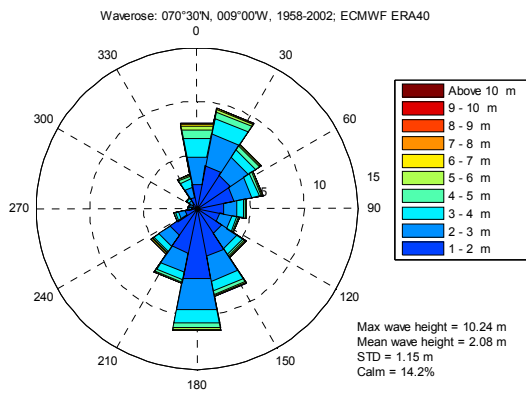
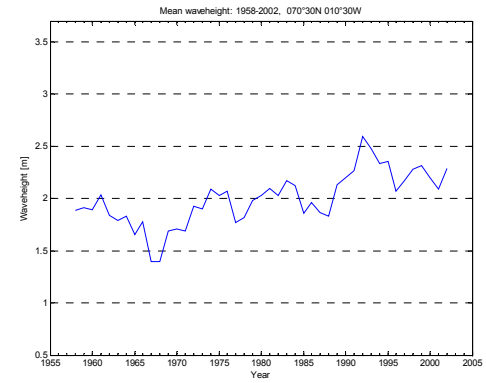
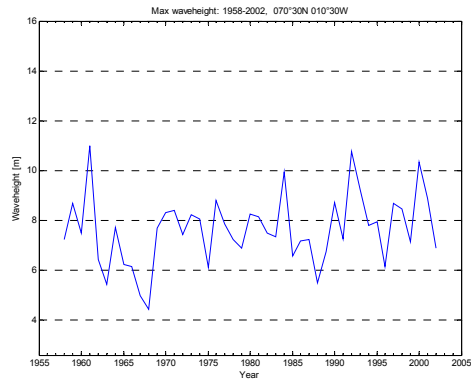
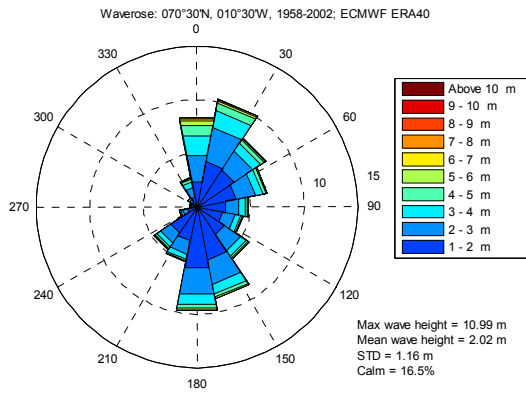


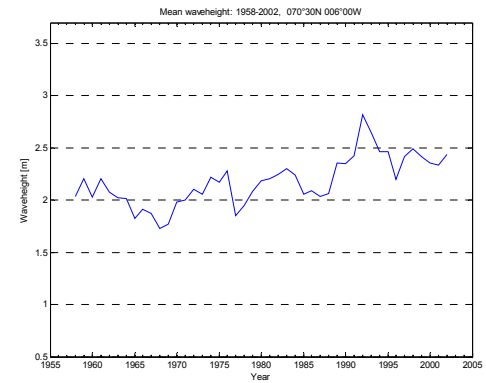
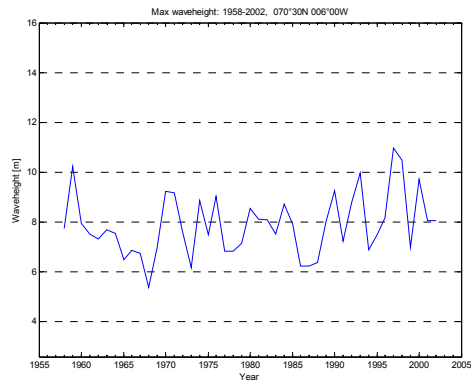
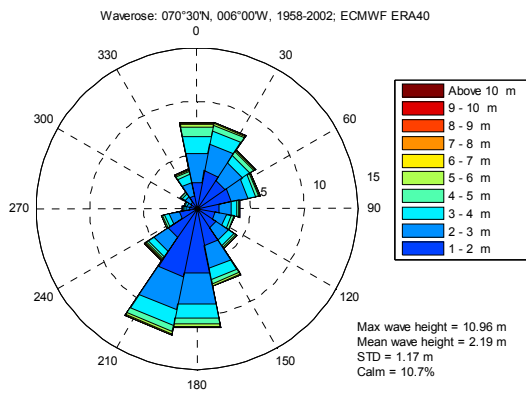
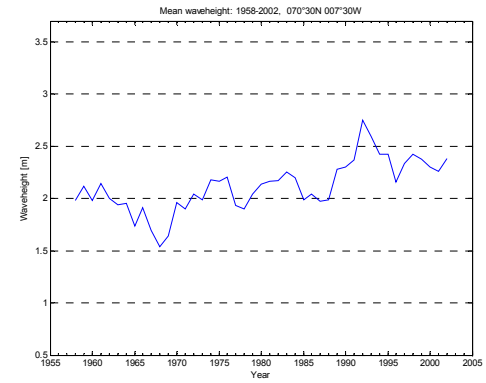
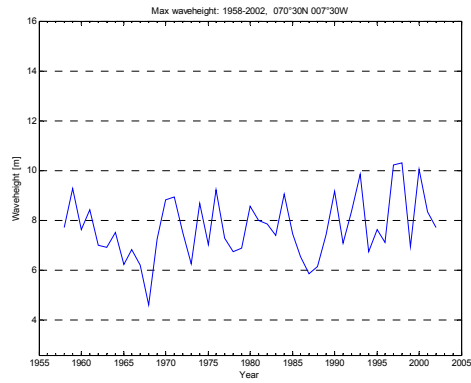
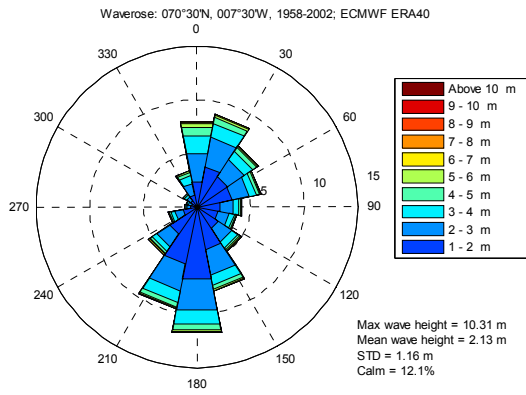




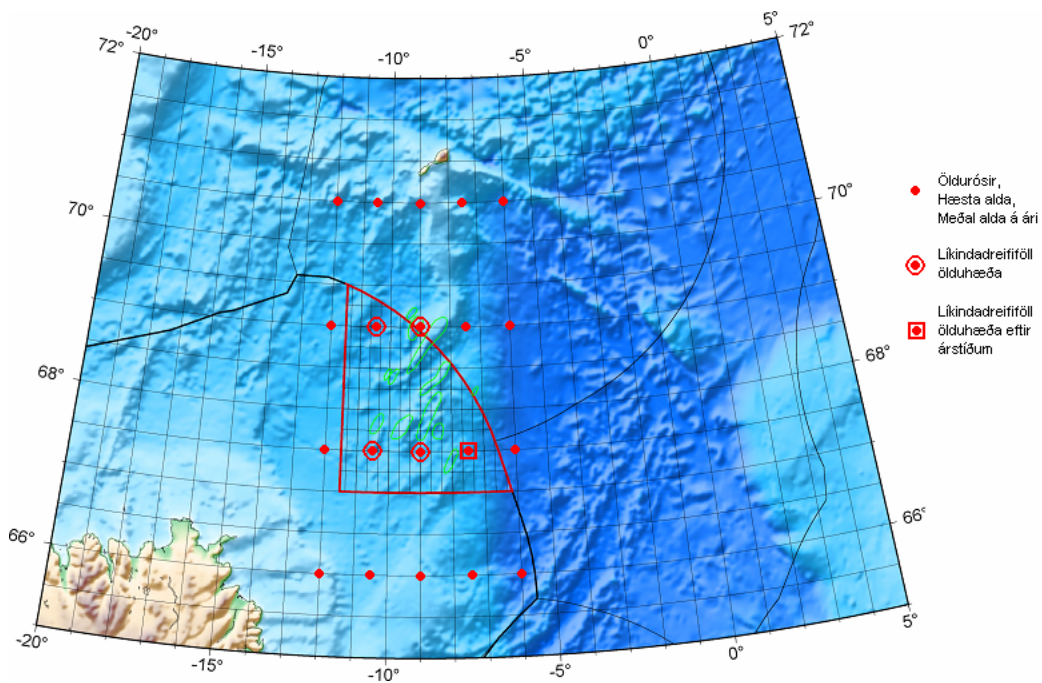













### Viðauki III: Langtímadreifing og talningar



#### Langtímadreifing ölduhæða fyrir

- a.  67,5°N, 10,5°V mánuði, árstíðir og ár
- b.  67,5°N, 9,0°V mánuði, árstíðir og ár
- c.  67,5°N, 7,5°V mánuði, árstíðir og ár, öldustefnur
- d.  69,0°N, 10,5°V mánuði, árstíðir og ár
- e.  69,0°N, 9,0°V mánuði, árstíðir og ár

## Viðauki III a

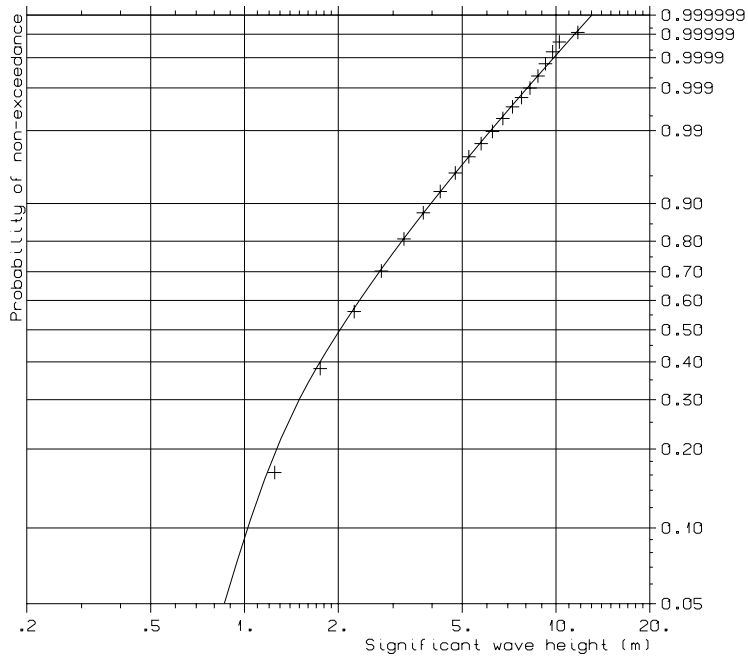
Staðsetning: 67,5°N, 10,5°V

- Líkindadreifing öldu
  - Tíðni / endurkomutími eftir árstíðum
  
- Talningar
  - Talning eftir mánuðum og árstíðum fyrir
    - Öldustefnur
    - Sveiflutíma



67,5°N 10,5°V

Tíðni (% af tíma)	Endur- komutími (ár)	Jan	Feb	Mar	Apr	Maí	Jún	Júl	Ágú	Sep	Okt	Nóv	Des	Des-Feb	Mar-Maí	Jún-Ágú	Sep-Nóv	Jan-Des
Weibull 3 par																		
60%	1 ár	3.3	3.2	2.9	2.2	1.6	1.5	1.3	1.5	2.0	2.6	2.9	3.2	3.2	2.2	1.4	2.5	2.3
70%		3.7	3.6	3.3	2.5	1.9	1.6	1.5	1.7	2.3	2.9	3.3	3.6	3.6	2.6	1.6	2.8	2.7
80%		4.2	4.1	3.7	2.9	2.2	1.9	1.7	1.9	2.7	3.4	3.7	4.1	4.1	3.0	1.8	3.3	3.2
90%		5.0	4.9	4.4	3.5	2.7	2.3	2.1	2.3	3.3	4.1	4.5	4.8	4.9	3.7	2.2	4.0	4.0
95%		5.7	5.6	5.0	4.0	3.2	2.6	2.4	2.6	3.8	4.8	5.1	5.4	5.6	4.3	2.6	4.7	4.7
98%		6.5	6.4	5.8	4.7	3.8	3.1	2.8	3.0	4.5	5.6	5.9	6.2	6.4	5.1	3.0	5.5	5.5
99%		7.1	7.0	6.3	5.2	4.3	3.4	3.1	3.3	5.1	6.2	6.5	6.8	7.0	5.7	3.3	6.1	6.2
Weibull 5m þröskuldsgildi																		
	1 ár	9.6	9.5	8.4	7.4	6.9	-	-	-	7.6	9.4	8.8	9.2	9.4	7.9	-	8.8	8.7
	5 ár	10.7	10.6	9.3	8.1	7.6	-	-	-	8.7	10.7	9.7	10.2	10.5	8.8	-	9.9	9.8
	10 ár	11.1	11.0	9.6	8.4	7.9	-	-	-	9.1	11.3	10.1	10.6	10.9	9.1	-	10.3	10.2
	25 ár	11.7	11.6	10.1	8.8	8.2	-	-	-	9.7	12.0	10.5	11.2	11.5	9.6	-	10.9	10.8
	50 ár	12.2	12.0	10.4	9.1	8.4	-	-	-	10.1	12.6	10.9	11.6	11.9	9.9	-	11.4	11.2
	100 ár	12.6	12.4	10.8	9.4	8.6	-	-	-	10.5	13.1	11.3	12.0	12.4	10.2	-	11.8	11.6



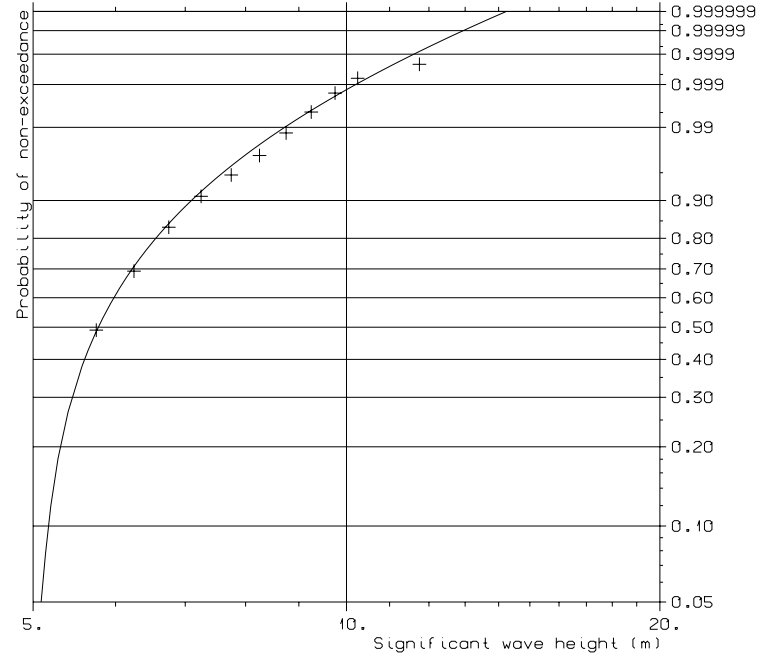
MODEL DISTRIBUTION:	
WEIBULL parameters:	
Shape	1.358
Scale	1.789
Location	0.660
Estimated using:	
Method of Moments	

ESTIMATED EXTREMES:	
"RETURN" PERIOD	VALUE
- years -	- m -
0.0	3.2
0.0	4.0
0.0	5.5
1.0	8.9
Duration of exceedance:	
3.0 hours	

OBSERVED DISTRIBUTION:	
Mean value	2.30
Std. deviation	1.22
Skewness	1.26

GENERAL INFORMATION:	
No. of data	: 69048
No. of indep. data:	11508

Pkt no. 3, 67.5 N 10.5 V Spagogn fra ECMWF ERA 40 1958-2005 Samtals	FIGURE 103.17
---	------------------



MODEL DISTRIBUTION:	
WEIBULL parameters:	
Shape	1.208
Scale	1.051
Location	5.000
Limit at	5.000
Estimated using:	
Max. Likelihood Method	

ESTIMATED EXTREMES:	
"RETURN" PERIOD	VALUE
- years -	- m -
1.0	8.7
5.0	9.8
25.	10.8
100.	11.6
Duration of exceedance:	
3.0 hours	

OBSERVED DISTRIBUTION:	
Mean value	5.98
Std. deviation	0.86
Skewness	1.54

GENERAL INFORMATION:	
No. of data	: 2368
No. of indep. data:	395
Distrib. weight	: 3.43 %

Pkt no. 3, 67.5 N 10.5 V Spagogn fra ECMWF ERA 40 1958-2005 Samtals	FIGURE 103.17
---	------------------



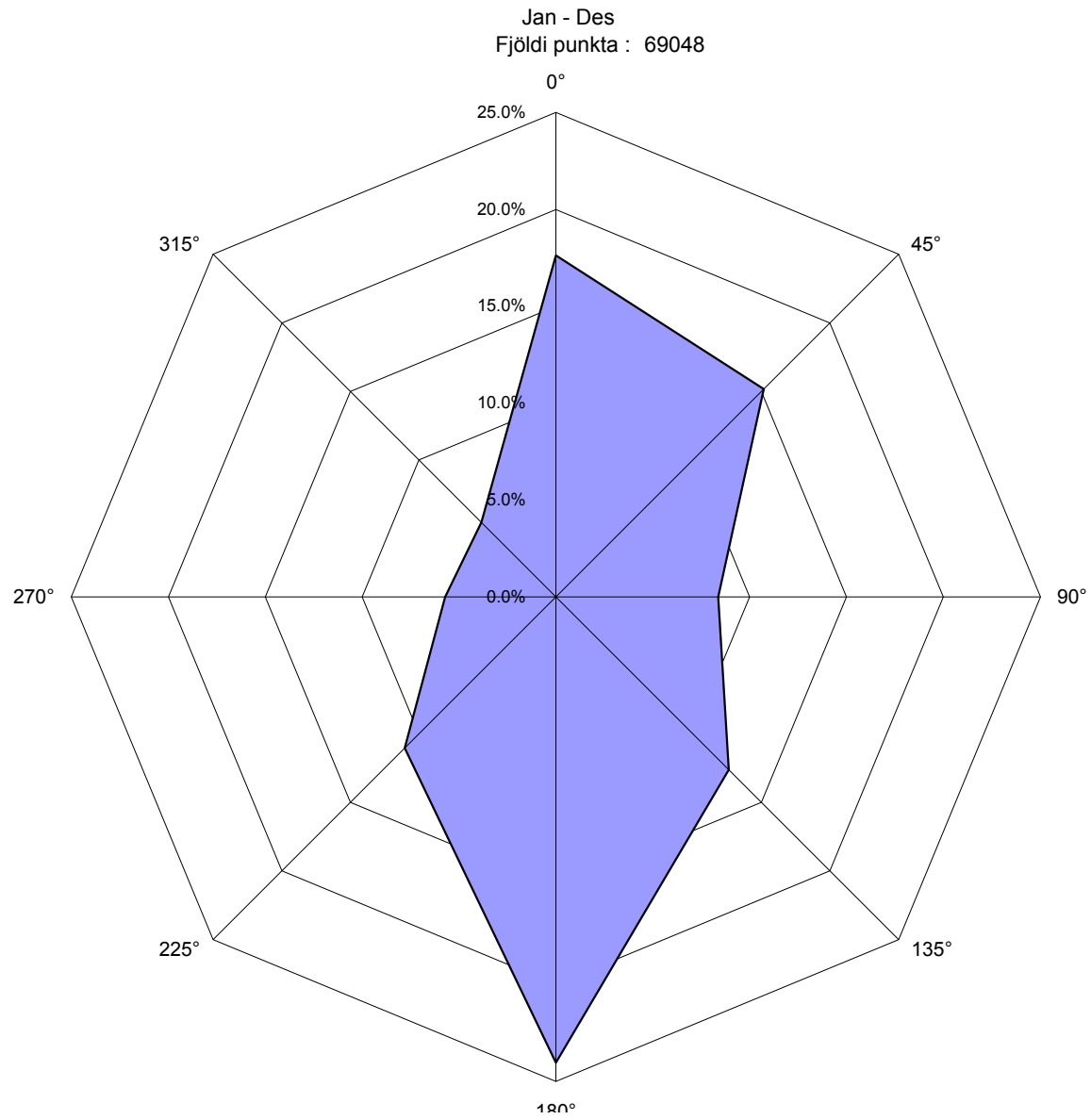


Jan - Des

Kennialda Hrms(m)	Öldustefna								Samtals	%	Σ%
	0° 337.5-22.4	45° 22.5-67.4	90° 67.5-112.4	135° 112.5-157.4	180° 157.5-202.4	225° 202.5-247.4	270° 247.5-292.4	315° 292.5-337.4			
0,00 - 0,49	0	0	4	11	19	11	2	2	49	0.1%	0.1%
0,50 - 0,99	509	1036	629	699	1663	1055	361	213	6165	8.9%	9.0%
1,00 - 1,49	1631	2369	1356	1749	3789	1855	905	631	14285	20.7%	29.7%
1,50 - 1,99	1943	2232	1130	1719	3318	1368	837	698	13245	19.2%	48.9%
2,00 - 2,49	2050	1563	918	1444	2541	1065	618	609	10808	15.7%	64.5%
2,50 - 2,99	1691	1147	684	1206	1799	868	415	429	8239	11.9%	76.5%
3,00 - 3,49	1335	886	440	782	1311	570	299	379	6002	8.7%	85.1%
3,50 - 3,99	993	497	261	439	802	337	196	275	3800	5.5%	90.7%
4,00 - 4,49	727	268	172	275	516	219	120	180	2477	3.6%	94.2%
4,50 - 4,99	508	201	87	150	352	103	70	139	1610	2.3%	96.6%
5,00 - 5,49	283	124	36	100	215	70	34	69	931	1.3%	97.9%
5,50 - 5,99	149	65	27	57	105	38	29	47	517	0.7%	98.7%
6,00 - 6,49	140	38	21	44	69	36	26	34	408	0.6%	99.3%
6,50 - 6,99	94	16	12	24	51	12	11	18	238	0.3%	99.6%
7,00 - 7,49	38	16	6	10	25	6	5	12	118	0.2%	99.8%
7,50 - 7,99	24	6	1	3	11	4	4	7	60	0.1%	99.9%
8,00 - 8,49	29	3	0	3	4	1	7	6	53	0.1%	99.9%
8,50 - 8,99	17	2	2	3	0	0	1	1	26	0.0%	100.0%
9,00 - 9,49	3	0	0	3	4	0	1	0	11	0.0%	100.0%
9,50 - 9,99	2	1	0	0	0	0	1	0	4	0.0%	100.0%
10,00 - 10,49	1	0	0	0	0	0	0	0	1	0.0%	100.0%
10,50 - 10,99	0	0	0	0	0	0	0	0	0	0.0%	100.0%
11,00 - 11,49	0	0	0	0	0	0	0	0	0	0.0%	100.0%
11,50 - 11,99	0	0	0	1	0	0	0	0	1	0.0%	100.0%
12,00 - 12,49	0	0	0	0	0	0	0	0	0	0.0%	100.0%
12,50 - 12,99	0	0	0	0	0	0	0	0	0	0.0%	100.0%
13,00 - 13,49	0	0	0	0	0	0	0	0	0	0.0%	100.0%
13,50 - 13,99	0	0	0	0	0	0	0	0	0	0.0%	100.0%
14,00 - 14,49	0	0	0	0	0	0	0	0	0	0.0%	100.0%
14,50 - 14,99	0	0	0	0	0	0	0	0	0	0.0%	100.0%
15,00 - 15,49	0	0	0	0	0	0	0	0	0	0.0%	100.0%
15,50 - 15,99	0	0	0	0	0	0	0	0	0	0.0%	100.0%
16,00 - 16,49	0	0	0	0	0	0	0	0	0	0.0%	100.0%
16,50 - 16,99	0	0	0	0	0	0	0	0	0	0.0%	100.0%
>= 17	0	0	0	0	0	0	0	0	0	0.0%	100.0%
<b>SAMTALS</b>	12167	10470	5786	8722	16594	7618	3942	3749	69048	100.0%	<b>Nýting</b>
<b>%</b>	17.6%	15.2%	8.4%	12.6%	24.0%	11.0%	5.7%	5.4%	100.0%		<b>98.5%</b>

Jan - Des

Kennialda Hrms(m)	Öldustefna								Samtals	Σ%
	0° 337.5-22.4	45° 22.5-67.4	90° 67.5-112.4	135° 112.5-157.4	180° 157.5-202.4	225° 202.5-247.4	270° 247.5-292.4	315° 292.5-337.4		
0,00 - 0,49	0.0%	0.0%	0.0%	0.0%	0.0%	0.0%	0.0%	0.0%	0.1%	0.1%
0,50 - 0,99	0.7%	1.5%	0.9%	1.0%	2.4%	1.5%	0.5%	0.3%	8.9%	9.0%
1,00 - 1,49	3.1%	4.9%	2.9%	3.6%	7.9%	4.2%	1.8%	1.2%	20.7%	29.7%
1,50 - 1,99	5.9%	8.2%	4.5%	6.1%	12.7%	6.2%	3.0%	2.2%	19.2%	48.9%
2,00 - 2,49	8.9%	10.4%	5.8%	8.1%	16.4%	7.8%	3.9%	3.1%	15.7%	64.5%
2,50 - 2,99	11.3%	12.1%	6.8%	9.9%	19.0%	9.0%	4.5%	3.7%	11.9%	76.5%
3,00 - 3,49	13.3%	13.4%	7.5%	11.0%	20.9%	9.8%	5.0%	4.3%	8.7%	85.1%
3,50 - 3,99	14.7%	14.1%	7.9%	11.7%	22.1%	10.3%	5.3%	4.7%	5.5%	90.7%
4,00 - 4,49	15.8%	14.5%	8.1%	12.1%	22.8%	10.6%	5.4%	4.9%	3.6%	94.2%
4,50 - 4,99	16.5%	14.8%	8.2%	12.3%	23.3%	10.8%	5.5%	5.1%	2.3%	96.6%
5,00 - 5,49	16.9%	15.0%	8.3%	12.4%	23.6%	10.9%	5.6%	5.2%	1.3%	97.9%
5,50 - 5,99	17.1%	15.0%	8.3%	12.5%	23.8%	10.9%	5.6%	5.3%	0.7%	98.7%
6,00 - 6,49	17.3%	15.1%	8.3%	12.6%	23.9%	11.0%	5.7%	5.4%	0.6%	99.3%
6,50 - 6,99	17.5%	15.1%	8.4%	12.6%	24.0%	11.0%	5.7%	5.4%	0.3%	99.6%
7,00 - 7,49	17.5%	15.1%	8.4%	12.6%	24.0%	11.0%	5.7%	5.4%	0.2%	99.8%
7,50 - 7,99	17.5%	15.2%	8.4%	12.6%	24.0%	11.0%	5.7%	5.4%	0.1%	99.9%
8,00 - 8,49	17.6%	15.2%	8.4%	12.6%	24.0%	11.0%	5.7%	5.4%	0.1%	99.9%
8,50 - 8,99	17.6%	15.2%	8.4%	12.6%	24.0%	11.0%	5.7%	5.4%	0.0%	100.0%
9,00 - 9,49	17.6%	15.2%	8.4%	12.6%	24.0%	11.0%	5.7%	5.4%	0.0%	100.0%
9,50 - 9,99	17.6%	15.2%	8.4%	12.6%	24.0%	11.0%	5.7%	5.4%	0.0%	100.0%
10,00 - 10,49	17.6%	15.2%	8.4%	12.6%	24.0%	11.0%	5.7%	5.4%	0.0%	100.0%
10,50 - 10,99	17.6%	15.2%	8.4%	12.6%	24.0%	11.0%	5.7%	5.4%	0.0%	100.0%
11,00 - 11,49	17.6%	15.2%	8.4%	12.6%	24.0%	11.0%	5.7%	5.4%	0.0%	100.0%
11,50 - 11,99	17.6%	15.2%	8.4%	12.6%	24.0%	11.0%	5.7%	5.4%	0.0%	100.0%
12,00 - 12,49	17.6%	15.2%	8.4%	12.6%	24.0%	11.0%	5.7%	5.4%	0.0%	100.0%
12,50 - 12,99	17.6%	15.2%	8.4%	12.6%	24.0%	11.0%	5.7%	5.4%	0.0%	100.0%
13,00 - 13,49	17.6%	15.2%	8.4%	12.6%	24.0%	11.0%	5.7%	5.4%	0.0%	100.0%
13,50 - 13,99	17.6%	15.2%	8.4%	12.6%	24.0%	11.0%	5.7%	5.4%	0.0%	100.0%
14,00 - 14,49	17.6%	15.2%	8.4%	12.6%	24.0%	11.0%	5.7%	5.4%	0.0%	100.0%
14,50 - 14,99	17.6%	15.2%	8.4%	12.6%	24.0%	11.0%	5.7%	5.4%	0.0%	100.0%
15,00 - 15,49	17.6%	15.2%	8.4%	12.6%	24.0%	11.0%	5.7%	5.4%	0.0%	100.0%
15,50 - 15,99	17.6%	15.2%	8.4%	12.6%	24.0%	11.0%	5.7%	5.4%	0.0%	100.0%
16,00 - 16,49	17.6%	15.2%	8.4%	12.6%	24.0%	11.0%	5.7%	5.4%	0.0%	100.0%
16,50 - 16,99	17.6%	15.2%	8.4%	12.6%	24.0%	11.0%	5.7%	5.4%	0.0%	100.0%
>= 17	17.6%	15.2%	8.4%	12.6%	24.0%	11.0%	5.7%	5.4%	0.0%	100.0%



Jan - Des

Kennialda Hrms(m)	Sveiflutími Tp[s]																			Samtals	%	Σ%
	0	3	4	5	6	7	8	9	10	11	12	13	14	15	16	17	18	19	>20			
0,00 - 0,49	0	0	0	10	14	17	3	2	3	0	0	0	0	0	0	0	0	0	0	49	0.1%	0.1%
0,50 - 0,99	0	1	117	1121	2519	1670	538	137	51	10	1	0	0	0	0	0	0	0	0	6165	8.9%	9.0%
1,00 - 1,49	0	0	159	2327	4269	4922	2088	408	96	15	1	0	0	0	0	0	0	0	0	14285	20.7%	29.7%
1,50 - 1,99	0	0	5	1246	3826	3846	3017	1126	164	14	1	0	0	0	0	0	0	0	0	13245	19.2%	48.9%
2,00 - 2,49	0	0	0	104	2344	3191	2850	1834	429	50	4	2	0	0	0	0	0	0	0	10808	15.7%	64.5%
2,50 - 2,99	0	0	0	4	661	2690	2257	1782	730	104	9	1	0	0	0	1	0	0	0	8239	11.9%	76.5%
3,00 - 3,49	0	0	0	0	81	1538	1999	1412	781	174	17	0	0	0	0	0	0	0	0	6002	8.7%	85.1%
3,50 - 3,99	0	0	0	0	2	427	1588	957	583	211	32	0	0	0	0	0	0	0	0	3800	5.5%	90.7%
4,00 - 4,49	0	0	0	0	0	75	908	908	398	148	37	3	0	0	0	0	0	0	0	2477	3.6%	94.2%
4,50 - 4,99	0	0	0	0	0	7	309	763	356	129	44	2	0	0	0	0	0	0	0	1610	2.3%	96.6%
5,00 - 5,49	0	0	0	0	0	0	55	466	274	104	27	5	0	0	0	0	0	0	0	931	1.3%	97.9%
5,50 - 5,99	0	0	0	0	0	0	14	191	210	72	28	2	0	0	0	0	0	0	0	517	0.7%	98.7%
6,00 - 6,49	0	0	0	0	0	0	2	71	231	86	14	4	0	0	0	0	0	0	0	408	0.6%	99.3%
6,50 - 6,99	0	0	0	0	0	0	0	16	127	77	15	3	0	0	0	0	0	0	0	238	0.3%	99.6%
7,00 - 7,49	0	0	0	0	0	0	0	4	45	53	10	6	0	0	0	0	0	0	0	118	0.2%	99.8%
7,50 - 7,99	0	0	0	0	0	0	0	0	20	28	7	4	1	0	0	0	0	0	0	60	0.1%	99.9%
8,00 - 8,49	0	0	0	0	0	0	0	0	3	37	10	1	2	0	0	0	0	0	0	53	0.1%	99.9%
8,50 - 8,99	0	0	0	0	0	0	0	0	0	11	13	2	0	0	0	0	0	0	0	26	0.0%	100.0%
9,00 - 9,49	0	0	0	0	0	0	0	0	0	3	7	1	0	0	0	0	0	0	0	11	0.0%	100.0%
9,50 - 9,99	0	0	0	0	0	0	0	0	0	0	4	0	0	0	0	0	0	0	0	4	0.0%	100.0%
10,00 - 10,49	0	0	0	0	0	0	0	0	0	0	1	0	0	0	0	0	0	0	0	1	0.0%	100.0%
10,50 - 10,99	0	0	0	0	0	0	0	0	0	0	0	0	0	0	0	0	0	0	0	0	0.0%	100.0%
11,00 - 11,49	0	0	0	0	0	0	0	0	0	0	0	0	0	0	0	0	0	0	0	0	0.0%	100.0%
11,50 - 11,99	0	0	0	0	0	0	0	0	0	0	0	1	0	0	0	0	0	0	0	1	0.0%	100.0%
12,00 - 12,49	0	0	0	0	0	0	0	0	0	0	0	0	0	0	0	0	0	0	0	0	0.0%	100.0%
12,50 - 12,99	0	0	0	0	0	0	0	0	0	0	0	0	0	0	0	0	0	0	0	0	0.0%	100.0%
13,00 - 13,49	0	0	0	0	0	0	0	0	0	0	0	0	0	0	0	0	0	0	0	0	0.0%	100.0%
13,50 - 13,99	0	0	0	0	0	0	0	0	0	0	0	0	0	0	0	0	0	0	0	0	0.0%	100.0%
14,00 - 14,49	0	0	0	0	0	0	0	0	0	0	0	0	0	0	0	0	0	0	0	0	0.0%	100.0%
14,50 - 14,99	0	0	0	0	0	0	0	0	0	0	0	0	0	0	0	0	0	0	0	0	0.0%	100.0%
15,00 - 15,49	0	0	0	0	0	0	0	0	0	0	0	0	0	0	0	0	0	0	0	0	0.0%	100.0%
15,50 - 15,99	0	0	0	0	0	0	0	0	0	0	0	0	0	0	0	0	0	0	0	0	0.0%	100.0%
16,00 - 16,49	0	0	0	0	0	0	0	0	0	0	0	0	0	0	0	0	0	0	0	0	0.0%	100.0%
16,50 - 16,99	0	0	0	0	0	0	0	0	0	0	0	0	0	0	0	0	0	0	0	0	0.0%	100.0%
>= 17	0	0	0	0	0	0	0	0	0	0	0	0	0	0	0	0	0	0	0	0	0.0%	100.0%
<b>SAMTALS</b>	0	1	281	4812	13716	18383	15628	10077	4501	1326	282	37	3	0	0	1	0	0	0	69048	100.0%	<b>Nýting</b>
<b>%</b>	0.0%	0.0%	0.4%	7.0%	19.9%	26.6%	22.6%	14.6%	6.5%	1.9%	0.4%	0.1%	0.0%	0.0%	0.0%	0.0%	0.0%	0.0%	0.0%	100.0%		<b>98.5%</b>



Des - Feb

Kennialda Hrms(m)	Öldustefna								Samtals	%	Σ%
	0° 337.5-22.4	45° 22.5-67.4	90° 67.5-112.4	135° 112.5-157.4	180° 157.5-202.4	225° 202.5-247.4	270° 247.5-292.4	315° 292.5-337.4			
0,00 - 0,49	0	0	0	0	3	0	0	0	3	0.0%	0.0%
0,50 - 0,99	12	15	8	9	23	20	7	5	99	0.6%	0.6%
1,00 - 1,49	133	196	100	125	186	118	59	52	969	5.6%	6.2%
1,50 - 1,99	348	400	182	279	456	287	169	96	2217	12.9%	19.1%
2,00 - 2,49	541	374	194	320	657	369	179	151	2785	16.2%	35.3%
2,50 - 2,99	604	388	248	420	638	419	173	139	3029	17.6%	52.9%
3,00 - 3,49	501	393	195	364	589	304	123	123	2592	15.1%	68.0%
3,50 - 3,99	411	254	133	228	413	224	98	115	1876	10.9%	78.9%
4,00 - 4,49	338	154	89	181	287	150	66	77	1342	7.8%	86.7%
4,50 - 4,99	255	91	55	96	224	76	44	66	907	5.3%	91.9%
5,00 - 5,49	145	63	14	65	137	49	19	35	527	3.1%	95.0%
5,50 - 5,99	74	36	18	38	60	31	20	20	297	1.7%	96.7%
6,00 - 6,49	68	22	12	34	42	29	18	13	238	1.4%	98.1%
6,50 - 6,99	37	14	6	20	36	7	10	12	142	0.8%	98.9%
7,00 - 7,49	22	12	2	7	20	5	5	9	82	0.5%	99.4%
7,50 - 7,99	16	3	1	3	6	3	3	3	38	0.2%	99.6%
8,00 - 8,49	18	2	0	3	3	1	6	4	37	0.2%	99.9%
8,50 - 8,99	6	1	2	2	0	0	1	1	13	0.1%	99.9%
9,00 - 9,49	2	0	0	3	1	0	0	0	6	0.0%	100.0%
9,50 - 9,99	1	1	0	0	0	0	1	0	3	0.0%	100.0%
10,00 - 10,49	1	0	0	0	0	0	0	0	1	0.0%	100.0%
10,50 - 10,99	0	0	0	0	0	0	0	0	0	0.0%	100.0%
11,00 - 11,49	0	0	0	0	0	0	0	0	0	0.0%	100.0%
11,50 - 11,99	0	0	0	1	0	0	0	0	1	0.0%	100.0%
12,00 - 12,49	0	0	0	0	0	0	0	0	0	0.0%	100.0%
12,50 - 12,99	0	0	0	0	0	0	0	0	0	0.0%	100.0%
13,00 - 13,49	0	0	0	0	0	0	0	0	0	0.0%	100.0%
13,50 - 13,99	0	0	0	0	0	0	0	0	0	0.0%	100.0%
14,00 - 14,49	0	0	0	0	0	0	0	0	0	0.0%	100.0%
14,50 - 14,99	0	0	0	0	0	0	0	0	0	0.0%	100.0%
15,00 - 15,49	0	0	0	0	0	0	0	0	0	0.0%	100.0%
15,50 - 15,99	0	0	0	0	0	0	0	0	0	0.0%	100.0%
16,00 - 16,49	0	0	0	0	0	0	0	0	0	0.0%	100.0%
16,50 - 16,99	0	0	0	0	0	0	0	0	0	0.0%	100.0%
>= 17	0	0	0	0	0	0	0	0	0	0.0%	100.0%
<b>SAMTALS</b>	3533	2419	1259	2198	3781	2092	1001	921	17204	100.0%	<b>Nýting</b>
<b>%</b>	20.5%	14.1%	7.3%	12.8%	22.0%	12.2%	5.8%	5.4%	100.0%		<b>99.3%</b>

Des - Feb

Kennialda Hrms(m)	Öldustefna								Samtals	Σ%
	0° 337.5-22.4	45° 22.5-67.4	90° 67.5-112.4	135° 112.5-157.4	180° 157.5-202.4	225° 202.5-247.4	270° 247.5-292.4	315° 292.5-337.4		
0,00 - 0,49	0.0%	0.0%	0.0%	0.0%	0.0%	0.0%	0.0%	0.0%	0.0%	0.0%
0,50 - 0,99	0.1%	0.1%	0.0%	0.1%	0.2%	0.1%	0.0%	0.0%	0.6%	0.6%
1,00 - 1,49	0.8%	1.2%	0.6%	0.8%	1.2%	0.8%	0.4%	0.3%	5.6%	6.2%
1,50 - 1,99	2.9%	3.6%	1.7%	2.4%	3.9%	2.5%	1.4%	0.9%	12.9%	19.1%
2,00 - 2,49	6.0%	5.7%	2.8%	4.3%	7.7%	4.6%	2.4%	1.8%	16.2%	35.3%
2,50 - 2,99	9.5%	8.0%	4.3%	6.7%	11.4%	7.1%	3.4%	2.6%	17.6%	52.9%
3,00 - 3,49	12.4%	10.3%	5.4%	8.8%	14.8%	8.8%	4.1%	3.3%	15.1%	68.0%
3,50 - 3,99	14.8%	11.7%	6.2%	10.1%	17.2%	10.1%	4.7%	4.0%	10.9%	78.9%
4,00 - 4,49	16.8%	12.6%	6.7%	11.2%	18.9%	11.0%	5.1%	4.4%	7.8%	86.7%
4,50 - 4,99	18.3%	13.2%	7.0%	11.8%	20.2%	11.4%	5.3%	4.8%	5.3%	91.9%
5,00 - 5,49	19.1%	13.5%	7.1%	12.1%	21.0%	11.7%	5.4%	5.0%	3.1%	95.0%
5,50 - 5,99	19.5%	13.7%	7.2%	12.4%	21.3%	11.9%	5.6%	5.1%	1.7%	96.7%
6,00 - 6,49	19.9%	13.9%	7.3%	12.5%	21.6%	12.1%	5.7%	5.2%	1.4%	98.1%
6,50 - 6,99	20.2%	14.0%	7.3%	12.7%	21.8%	12.1%	5.7%	5.3%	0.8%	98.9%
7,00 - 7,49	20.3%	14.0%	7.3%	12.7%	21.9%	12.1%	5.8%	5.3%	0.5%	99.4%
7,50 - 7,99	20.4%	14.0%	7.3%	12.7%	22.0%	12.2%	5.8%	5.3%	0.2%	99.6%
8,00 - 8,49	20.5%	14.0%	7.3%	12.7%	22.0%	12.2%	5.8%	5.3%	0.2%	99.9%
8,50 - 8,99	20.5%	14.1%	7.3%	12.8%	22.0%	12.2%	5.8%	5.4%	0.1%	99.9%
9,00 - 9,49	20.5%	14.1%	7.3%	12.8%	22.0%	12.2%	5.8%	5.4%	0.0%	100.0%
9,50 - 9,99	20.5%	14.1%	7.3%	12.8%	22.0%	12.2%	5.8%	5.4%	0.0%	100.0%
10,00 - 10,49	20.5%	14.1%	7.3%	12.8%	22.0%	12.2%	5.8%	5.4%	0.0%	100.0%
10,50 - 10,99	20.5%	14.1%	7.3%	12.8%	22.0%	12.2%	5.8%	5.4%	0.0%	100.0%
11,00 - 11,49	20.5%	14.1%	7.3%	12.8%	22.0%	12.2%	5.8%	5.4%	0.0%	100.0%
11,50 - 11,99	20.5%	14.1%	7.3%	12.8%	22.0%	12.2%	5.8%	5.4%	0.0%	100.0%
12,00 - 12,49	20.5%	14.1%	7.3%	12.8%	22.0%	12.2%	5.8%	5.4%	0.0%	100.0%
12,50 - 12,99	20.5%	14.1%	7.3%	12.8%	22.0%	12.2%	5.8%	5.4%	0.0%	100.0%
13,00 - 13,49	20.5%	14.1%	7.3%	12.8%	22.0%	12.2%	5.8%	5.4%	0.0%	100.0%
13,50 - 13,99	20.5%	14.1%	7.3%	12.8%	22.0%	12.2%	5.8%	5.4%	0.0%	100.0%
14,00 - 14,49	20.5%	14.1%	7.3%	12.8%	22.0%	12.2%	5.8%	5.4%	0.0%	100.0%
14,50 - 14,99	20.5%	14.1%	7.3%	12.8%	22.0%	12.2%	5.8%	5.4%	0.0%	100.0%
15,00 - 15,49	20.5%	14.1%	7.3%	12.8%	22.0%	12.2%	5.8%	5.4%	0.0%	100.0%
15,50 - 15,99	20.5%	14.1%	7.3%	12.8%	22.0%	12.2%	5.8%	5.4%	0.0%	100.0%
16,00 - 16,49	20.5%	14.1%	7.3%	12.8%	22.0%	12.2%	5.8%	5.4%	0.0%	100.0%
16,50 - 16,99	20.5%	14.1%	7.3%	12.8%	22.0%	12.2%	5.8%	5.4%	0.0%	100.0%
>= 17	20.5%	14.1%	7.3%	12.8%	22.0%	12.2%	5.8%	5.4%	0.0%	100.0%

Des - Feb

Kennialda Hrms(m)	Sveiflutími Tp[s]																				Samtals	%	Σ%
	0	3	4	5	6	7	8	9	10	11	12	13	14	15	16	17	18	19	>20				
0,00 - 0,49	0	0	0	0	0	1	2	0	0	0	0	0	0	0	0	0	0	0	0	0	3	0.0%	0.0%
0,50 - 0,99	0	0	2	12	26	47	8	3	1	0	0	0	0	0	0	0	0	0	0	0	99	0.6%	0.6%
1,00 - 1,49	0	0	5	66	173	303	303	94	24	1	0	0	0	0	0	0	0	0	0	0	969	5.6%	6.2%
1,50 - 1,99	0	0	0	63	357	559	742	410	77	8	1	0	0	0	0	0	0	0	0	0	2217	12.9%	19.1%
2,00 - 2,49	0	0	0	9	311	713	827	675	216	28	4	2	0	0	0	0	0	0	0	0	2785	16.2%	35.3%
2,50 - 2,99	0	0	0	1	125	759	871	829	369	69	4	1	0	0	0	1	0	0	0	0	3029	17.6%	52.9%
3,00 - 3,49	0	0	0	0	25	481	790	723	443	116	14	0	0	0	0	0	0	0	0	0	2592	15.1%	68.0%
3,50 - 3,99	0	0	0	0	2	153	697	528	333	137	26	0	0	0	0	0	0	0	0	0	1876	10.9%	78.9%
4,00 - 4,49	0	0	0	0	0	29	431	502	248	103	27	2	0	0	0	0	0	0	0	0	1342	7.8%	86.7%
4,50 - 4,99	0	0	0	0	0	5	142	437	207	79	35	2	0	0	0	0	0	0	0	0	907	5.3%	91.9%
5,00 - 5,49	0	0	0	0	0	0	28	252	166	60	18	3	0	0	0	0	0	0	0	0	527	3.1%	95.0%
5,50 - 5,99	0	0	0	0	0	0	9	106	124	38	18	2	0	0	0	0	0	0	0	0	297	1.7%	96.7%
6,00 - 6,49	0	0	0	0	0	0	2	44	136	41	11	4	0	0	0	0	0	0	0	0	238	1.4%	98.1%
6,50 - 6,99	0	0	0	0	0	0	0	10	76	42	12	2	0	0	0	0	0	0	0	0	142	0.8%	98.9%
7,00 - 7,49	0	0	0	0	0	0	0	2	32	35	8	5	0	0	0	0	0	0	0	0	82	0.5%	99.4%
7,50 - 7,99	0	0	0	0	0	0	0	0	10	18	6	3	1	0	0	0	0	0	0	0	38	0.2%	99.6%
8,00 - 8,49	0	0	0	0	0	0	0	0	2	25	10	0	0	0	0	0	0	0	0	0	37	0.2%	99.9%
8,50 - 8,99	0	0	0	0	0	0	0	0	0	3	9	1	0	0	0	0	0	0	0	0	13	0.1%	99.9%
9,00 - 9,49	0	0	0	0	0	0	0	0	0	1	4	1	0	0	0	0	0	0	0	0	6	0.0%	100.0%
9,50 - 9,99	0	0	0	0	0	0	0	0	0	0	3	0	0	0	0	0	0	0	0	0	3	0.0%	100.0%
10,00 - 10,49	0	0	0	0	0	0	0	0	0	0	1	0	0	0	0	0	0	0	0	0	1	0.0%	100.0%
10,50 - 10,99	0	0	0	0	0	0	0	0	0	0	0	0	0	0	0	0	0	0	0	0	0	0.0%	100.0%
11,00 - 11,49	0	0	0	0	0	0	0	0	0	0	0	0	0	0	0	0	0	0	0	0	0	0.0%	100.0%
11,50 - 11,99	0	0	0	0	0	0	0	0	0	0	0	1	0	0	0	0	0	0	0	0	1	0.0%	100.0%
12,00 - 12,49	0	0	0	0	0	0	0	0	0	0	0	0	0	0	0	0	0	0	0	0	0	0.0%	100.0%
12,50 - 12,99	0	0	0	0	0	0	0	0	0	0	0	0	0	0	0	0	0	0	0	0	0	0.0%	100.0%
13,00 - 13,49	0	0	0	0	0	0	0	0	0	0	0	0	0	0	0	0	0	0	0	0	0	0.0%	100.0%
13,50 - 13,99	0	0	0	0	0	0	0	0	0	0	0	0	0	0	0	0	0	0	0	0	0	0.0%	100.0%
14,00 - 14,49	0	0	0	0	0	0	0	0	0	0	0	0	0	0	0	0	0	0	0	0	0	0.0%	100.0%
14,50 - 14,99	0	0	0	0	0	0	0	0	0	0	0	0	0	0	0	0	0	0	0	0	0	0.0%	100.0%
15,00 - 15,49	0	0	0	0	0	0	0	0	0	0	0	0	0	0	0	0	0	0	0	0	0	0.0%	100.0%
15,50 - 15,99	0	0	0	0	0	0	0	0	0	0	0	0	0	0	0	0	0	0	0	0	0	0.0%	100.0%
16,00 - 16,49	0	0	0	0	0	0	0	0	0	0	0	0	0	0	0	0	0	0	0	0	0	0.0%	100.0%
16,50 - 16,99	0	0	0	0	0	0	0	0	0	0	0	0	0	0	0	0	0	0	0	0	0	0.0%	100.0%
>= 17	0	0	0	0	0	0	0	0	0	0	0	0	0	0	0	0	0	0	0	0	0	0.0%	100.0%
<b>SAMTALS</b>	0	0	7	151	1019	3050	4852	4615	2464	804	211	29	1	0	0	1	0	0	0	0	17204	100.0%	<b>Nýting</b>
<b>%</b>	0.0%	0.0%	0.0%	0.9%	5.9%	17.7%	28.2%	26.8%	14.3%	4.7%	1.2%	0.2%	0.0%	0.0%	0.0%	0.0%	0.0%	0.0%	0.0%	0.0%	100.0%		<b>99.3%</b>

Mar - Maí

Kennialda Hrms(m)	Öldustefna								Samtals	%	Σ%
	0° 337.5-22.4	45° 22.5-67.4	90° 67.5-112.4	135° 112.5-157.4	180° 157.5-202.4	225° 202.5-247.4	270° 247.5-292.4	315° 292.5-337.4			
0,00 - 0,49	0	0	0	0	4	1	0	0	5	0.0%	0.0%
0,50 - 0,99	96	270	138	172	365	192	52	50	1335	7.7%	7.7%
1,00 - 1,49	418	727	392	546	872	446	176	134	3711	21.3%	29.0%
1,50 - 1,99	552	760	361	516	909	366	188	143	3795	21.8%	50.7%
2,00 - 2,49	594	471	255	486	689	244	133	136	3008	17.2%	68.0%
2,50 - 2,99	458	327	141	374	485	183	94	119	2181	12.5%	80.5%
3,00 - 3,49	357	179	77	175	289	130	72	99	1378	7.9%	88.4%
3,50 - 3,99	280	102	51	95	177	50	40	53	848	4.9%	93.2%
4,00 - 4,49	152	47	32	34	98	38	19	40	460	2.6%	95.9%
4,50 - 4,99	103	44	13	28	69	11	8	35	311	1.8%	97.7%
5,00 - 5,49	57	28	4	18	43	9	6	12	177	1.0%	98.7%
5,50 - 5,99	24	12	1	6	23	3	4	7	80	0.5%	99.1%
6,00 - 6,49	35	8	0	5	16	3	6	10	83	0.5%	99.6%
6,50 - 6,99	31	1	0	1	8	4	0	1	46	0.3%	99.9%
7,00 - 7,49	5	1	0	1	1	0	0	1	9	0.1%	99.9%
7,50 - 7,99	2	0	0	0	1	1	0	3	7	0.0%	100.0%
8,00 - 8,49	2	0	0	0	0	0	0	0	2	0.0%	100.0%
8,50 - 8,99	1	0	0	0	0	0	0	0	1	0.0%	100.0%
9,00 - 9,49	0	0	0	0	2	0	0	0	2	0.0%	100.0%
9,50 - 9,99	1	0	0	0	0	0	0	0	1	0.0%	100.0%
10,00 - 10,49	0	0	0	0	0	0	0	0	0	0.0%	100.0%
10,50 - 10,99	0	0	0	0	0	0	0	0	0	0.0%	100.0%
11,00 - 11,49	0	0	0	0	0	0	0	0	0	0.0%	100.0%
11,50 - 11,99	0	0	0	0	0	0	0	0	0	0.0%	100.0%
12,00 - 12,49	0	0	0	0	0	0	0	0	0	0.0%	100.0%
12,50 - 12,99	0	0	0	0	0	0	0	0	0	0.0%	100.0%
13,00 - 13,49	0	0	0	0	0	0	0	0	0	0.0%	100.0%
13,50 - 13,99	0	0	0	0	0	0	0	0	0	0.0%	100.0%
14,00 - 14,49	0	0	0	0	0	0	0	0	0	0.0%	100.0%
14,50 - 14,99	0	0	0	0	0	0	0	0	0	0.0%	100.0%
15,00 - 15,49	0	0	0	0	0	0	0	0	0	0.0%	100.0%
15,50 - 15,99	0	0	0	0	0	0	0	0	0	0.0%	100.0%
16,00 - 16,49	0	0	0	0	0	0	0	0	0	0.0%	100.0%
16,50 - 16,99	0	0	0	0	0	0	0	0	0	0.0%	100.0%
>= 17	0	0	0	0	0	0	0	0	0	0.0%	100.0%
<b>SAMTALS</b>	3168	2977	1465	2457	4051	1681	798	843	17440	100.0%	<b>Nýting</b>
<b>%</b>	18.2%	17.1%	8.4%	14.1%	23.2%	9.6%	4.6%	4.8%	100.0%		<b>98.7%</b>

Mar - Maí

Kennialda Hrms(m)	Öldustefna								Samtals	Σ%
	0° 337.5-22.4	45° 22.5-67.4	90° 67.5-112.4	135° 112.5-157.4	180° 157.5-202.4	225° 202.5-247.4	270° 247.5-292.4	315° 292.5-337.4		
0,00 - 0,49	0.0%	0.0%	0.0%	0.0%	0.0%	0.0%	0.0%	0.0%	0.0%	0.0%
0,50 - 0,99	0.6%	1.5%	0.8%	1.0%	2.1%	1.1%	0.3%	0.3%	7.7%	7.7%
1,00 - 1,49	2.9%	5.7%	3.0%	4.1%	7.1%	3.7%	1.3%	1.1%	21.3%	29.0%
1,50 - 1,99	6.1%	10.1%	5.1%	7.1%	12.3%	5.8%	2.4%	1.9%	21.8%	50.7%
2,00 - 2,49	9.5%	12.8%	6.6%	9.9%	16.3%	7.2%	3.1%	2.7%	17.2%	68.0%
2,50 - 2,99	12.1%	14.7%	7.4%	12.0%	19.1%	8.2%	3.7%	3.3%	12.5%	80.5%
3,00 - 3,49	14.2%	15.7%	7.8%	13.0%	20.7%	9.0%	4.1%	3.9%	7.9%	88.4%
3,50 - 3,99	15.8%	16.3%	8.1%	13.6%	21.7%	9.2%	4.3%	4.2%	4.9%	93.2%
4,00 - 4,49	16.7%	16.5%	8.3%	13.8%	22.3%	9.5%	4.4%	4.4%	2.6%	95.9%
4,50 - 4,99	17.3%	16.8%	8.4%	13.9%	22.7%	9.5%	4.5%	4.6%	1.8%	97.7%
5,00 - 5,49	17.6%	16.9%	8.4%	14.0%	22.9%	9.6%	4.5%	4.7%	1.0%	98.7%
5,50 - 5,99	17.7%	17.0%	8.4%	14.0%	23.1%	9.6%	4.5%	4.7%	0.5%	99.1%
6,00 - 6,49	17.9%	17.1%	8.4%	14.1%	23.2%	9.6%	4.6%	4.8%	0.5%	99.6%
6,50 - 6,99	18.1%	17.1%	8.4%	14.1%	23.2%	9.6%	4.6%	4.8%	0.3%	99.9%
7,00 - 7,49	18.1%	17.1%	8.4%	14.1%	23.2%	9.6%	4.6%	4.8%	0.1%	99.9%
7,50 - 7,99	18.1%	17.1%	8.4%	14.1%	23.2%	9.6%	4.6%	4.8%	0.0%	100.0%
8,00 - 8,49	18.2%	17.1%	8.4%	14.1%	23.2%	9.6%	4.6%	4.8%	0.0%	100.0%
8,50 - 8,99	18.2%	17.1%	8.4%	14.1%	23.2%	9.6%	4.6%	4.8%	0.0%	100.0%
9,00 - 9,49	18.2%	17.1%	8.4%	14.1%	23.2%	9.6%	4.6%	4.8%	0.0%	100.0%
9,50 - 9,99	18.2%	17.1%	8.4%	14.1%	23.2%	9.6%	4.6%	4.8%	0.0%	100.0%
10,00 - 10,49	18.2%	17.1%	8.4%	14.1%	23.2%	9.6%	4.6%	4.8%	0.0%	100.0%
10,50 - 10,99	18.2%	17.1%	8.4%	14.1%	23.2%	9.6%	4.6%	4.8%	0.0%	100.0%
11,00 - 11,49	18.2%	17.1%	8.4%	14.1%	23.2%	9.6%	4.6%	4.8%	0.0%	100.0%
11,50 - 11,99	18.2%	17.1%	8.4%	14.1%	23.2%	9.6%	4.6%	4.8%	0.0%	100.0%
12,00 - 12,49	18.2%	17.1%	8.4%	14.1%	23.2%	9.6%	4.6%	4.8%	0.0%	100.0%
12,50 - 12,99	18.2%	17.1%	8.4%	14.1%	23.2%	9.6%	4.6%	4.8%	0.0%	100.0%
13,00 - 13,49	18.2%	17.1%	8.4%	14.1%	23.2%	9.6%	4.6%	4.8%	0.0%	100.0%
13,50 - 13,99	18.2%	17.1%	8.4%	14.1%	23.2%	9.6%	4.6%	4.8%	0.0%	100.0%
14,00 - 14,49	18.2%	17.1%	8.4%	14.1%	23.2%	9.6%	4.6%	4.8%	0.0%	100.0%
14,50 - 14,99	18.2%	17.1%	8.4%	14.1%	23.2%	9.6%	4.6%	4.8%	0.0%	100.0%
15,00 - 15,49	18.2%	17.1%	8.4%	14.1%	23.2%	9.6%	4.6%	4.8%	0.0%	100.0%
15,50 - 15,99	18.2%	17.1%	8.4%	14.1%	23.2%	9.6%	4.6%	4.8%	0.0%	100.0%
16,00 - 16,49	18.2%	17.1%	8.4%	14.1%	23.2%	9.6%	4.6%	4.8%	0.0%	100.0%
16,50 - 16,99	18.2%	17.1%	8.4%	14.1%	23.2%	9.6%	4.6%	4.8%	0.0%	100.0%
>= 17	18.2%	17.1%	8.4%	14.1%	23.2%	9.6%	4.6%	4.8%	0.0%	100.0%

## Mar - Maí

Kennialda Hrms(m)	Sveiflutími Tp[s]																			Samtals	%	Σ%
	0	3	4	5	6	7	8	9	10	11	12	13	14	15	16	17	18	19	>20			
0,00 - 0,49	0	0	0	0	0	0	0	2	3	0	0	0	0	0	0	0	0	0	0	5	0.0%	0.0%
0,50 - 0,99	0	0	6	171	432	449	182	65	24	6	0	0	0	0	0	0	0	0	0	1335	7.7%	7.7%
1,00 - 1,49	0	0	26	459	996	1392	642	162	33	1	0	0	0	0	0	0	0	0	0	3711	21.3%	29.0%
1,50 - 1,99	0	0	1	350	1091	1155	828	323	45	2	0	0	0	0	0	0	0	0	0	3795	21.8%	50.7%
2,00 - 2,49	0	0	0	40	703	867	751	501	130	16	0	0	0	0	0	0	0	0	0	3008	17.2%	68.0%
2,50 - 2,99	0	0	0	2	210	811	579	364	190	21	4	0	0	0	0	0	0	0	0	2181	12.5%	80.5%
3,00 - 3,49	0	0	0	0	27	441	495	247	131	35	2	0	0	0	0	0	0	0	0	1378	7.9%	88.4%
3,50 - 3,99	0	0	0	0	0	129	377	182	113	45	2	0	0	0	0	0	0	0	0	848	4.9%	93.2%
4,00 - 4,49	0	0	0	0	0	15	195	157	69	19	4	1	0	0	0	0	0	0	0	460	2.6%	95.9%
4,50 - 4,99	0	0	0	0	0	2	72	149	62	20	6	0	0	0	0	0	0	0	0	311	1.8%	97.7%
5,00 - 5,49	0	0	0	0	0	0	14	92	51	15	3	2	0	0	0	0	0	0	0	177	1.0%	98.7%
5,50 - 5,99	0	0	0	0	0	0	1	33	32	11	3	0	0	0	0	0	0	0	0	80	0.5%	99.1%
6,00 - 6,49	0	0	0	0	0	0	0	16	44	23	0	0	0	0	0	0	0	0	0	83	0.5%	99.6%
6,50 - 6,99	0	0	0	0	0	0	0	2	24	19	1	0	0	0	0	0	0	0	0	46	0.3%	99.9%
7,00 - 7,49	0	0	0	0	0	0	0	0	4	5	0	0	0	0	0	0	0	0	0	9	0.1%	99.9%
7,50 - 7,99	0	0	0	0	0	0	0	0	4	2	1	0	0	0	0	0	0	0	0	7	0.0%	100.0%
8,00 - 8,49	0	0	0	0	0	0	0	0	1	1	0	0	0	0	0	0	0	0	0	2	0.0%	100.0%
8,50 - 8,99	0	0	0	0	0	0	0	0	0	0	0	1	0	0	0	0	0	0	0	1	0.0%	100.0%
9,00 - 9,49	0	0	0	0	0	0	0	0	0	1	1	0	0	0	0	0	0	0	0	2	0.0%	100.0%
9,50 - 9,99	0	0	0	0	0	0	0	0	0	0	1	0	0	0	0	0	0	0	0	1	0.0%	100.0%
10,00 - 10,49	0	0	0	0	0	0	0	0	0	0	0	0	0	0	0	0	0	0	0	0	0.0%	100.0%
10,50 - 10,99	0	0	0	0	0	0	0	0	0	0	0	0	0	0	0	0	0	0	0	0	0.0%	100.0%
11,00 - 11,49	0	0	0	0	0	0	0	0	0	0	0	0	0	0	0	0	0	0	0	0	0.0%	100.0%
11,50 - 11,99	0	0	0	0	0	0	0	0	0	0	0	0	0	0	0	0	0	0	0	0	0.0%	100.0%
12,00 - 12,49	0	0	0	0	0	0	0	0	0	0	0	0	0	0	0	0	0	0	0	0	0.0%	100.0%
12,50 - 12,99	0	0	0	0	0	0	0	0	0	0	0	0	0	0	0	0	0	0	0	0	0.0%	100.0%
13,00 - 13,49	0	0	0	0	0	0	0	0	0	0	0	0	0	0	0	0	0	0	0	0	0.0%	100.0%
13,50 - 13,99	0	0	0	0	0	0	0	0	0	0	0	0	0	0	0	0	0	0	0	0	0.0%	100.0%
14,00 - 14,49	0	0	0	0	0	0	0	0	0	0	0	0	0	0	0	0	0	0	0	0	0.0%	100.0%
14,50 - 14,99	0	0	0	0	0	0	0	0	0	0	0	0	0	0	0	0	0	0	0	0	0.0%	100.0%
15,00 - 15,49	0	0	0	0	0	0	0	0	0	0	0	0	0	0	0	0	0	0	0	0	0.0%	100.0%
15,50 - 15,99	0	0	0	0	0	0	0	0	0	0	0	0	0	0	0	0	0	0	0	0	0.0%	100.0%
16,00 - 16,49	0	0	0	0	0	0	0	0	0	0	0	0	0	0	0	0	0	0	0	0	0.0%	100.0%
16,50 - 16,99	0	0	0	0	0	0	0	0	0	0	0	0	0	0	0	0	0	0	0	0	0.0%	100.0%
>= 17	0	0	0	0	0	0	0	0	0	0	0	0	0	0	0	0	0	0	0	0	0.0%	100.0%
<b>SAMTALS</b>	0	0	33	1022	3459	5261	4136	2295	960	242	28	4	0	0	0	0	0	0	0	17440	100.0%	<b>Nýting</b>
<b>%</b>	0.0%	0.0%	0.2%	5.9%	19.8%	30.2%	23.7%	13.2%	5.5%	1.4%	0.2%	0.0%	0.0%	0.0%	0.0%	0.0%	0.0%	0.0%	0.0%	100.0%		<b>98.7%</b>

## Jún - Ágú

Kennialda Hrms(m)	Öldustefna								Samtals	%	Σ%
	0° 337.5-22.4	45° 22.5-67.4	90° 67.5-112.4	135° 112.5-157.4	180° 157.5-202.4	225° 202.5-247.4	270° 247.5-292.4	315° 292.5-337.4			
0,00 - 0,49	0	0	4	5	5	10	2	2	28	0.2%	0.2%
0,50 - 0,99	340	659	426	452	1165	792	268	142	4244	24.5%	24.7%
1,00 - 1,49	687	984	607	819	2166	947	495	303	7008	40.5%	65.2%
1,50 - 1,99	492	508	300	454	1154	311	210	238	3667	21.2%	86.4%
2,00 - 2,49	230	167	134	219	443	90	91	119	1493	8.6%	95.1%
2,50 - 2,99	84	70	57	65	147	36	27	37	523	3.0%	98.1%
3,00 - 3,49	33	26	18	13	76	11	13	32	222	1.3%	99.4%
3,50 - 3,99	13	6	4	4	23	3	3	11	67	0.4%	99.7%
4,00 - 4,49	10	1	3	1	6	2	2	5	30	0.2%	99.9%
4,50 - 4,99	4	1	0	1	0	0	0	5	11	0.1%	100.0%
5,00 - 5,49	0	1	1	1	0	0	0	0	3	0.0%	100.0%
5,50 - 5,99	0	0	0	0	0	0	0	0	0	0.0%	100.0%
6,00 - 6,49	0	0	0	0	0	0	0	0	0	0.0%	100.0%
6,50 - 6,99	0	0	0	0	0	0	0	0	0	0.0%	100.0%
7,00 - 7,49	0	0	0	0	0	0	0	0	0	0.0%	100.0%
7,50 - 7,99	0	0	0	0	0	0	0	0	0	0.0%	100.0%
8,00 - 8,49	0	0	0	0	0	0	0	0	0	0.0%	100.0%
8,50 - 8,99	0	0	0	0	0	0	0	0	0	0.0%	100.0%
9,00 - 9,49	0	0	0	0	0	0	0	0	0	0.0%	100.0%
9,50 - 9,99	0	0	0	0	0	0	0	0	0	0.0%	100.0%
10,00 - 10,49	0	0	0	0	0	0	0	0	0	0.0%	100.0%
10,50 - 10,99	0	0	0	0	0	0	0	0	0	0.0%	100.0%
11,00 - 11,49	0	0	0	0	0	0	0	0	0	0.0%	100.0%
11,50 - 11,99	0	0	0	0	0	0	0	0	0	0.0%	100.0%
12,00 - 12,49	0	0	0	0	0	0	0	0	0	0.0%	100.0%
12,50 - 12,99	0	0	0	0	0	0	0	0	0	0.0%	100.0%
13,00 - 13,49	0	0	0	0	0	0	0	0	0	0.0%	100.0%
13,50 - 13,99	0	0	0	0	0	0	0	0	0	0.0%	100.0%
14,00 - 14,49	0	0	0	0	0	0	0	0	0	0.0%	100.0%
14,50 - 14,99	0	0	0	0	0	0	0	0	0	0.0%	100.0%
15,00 - 15,49	0	0	0	0	0	0	0	0	0	0.0%	100.0%
15,50 - 15,99	0	0	0	0	0	0	0	0	0	0.0%	100.0%
16,00 - 16,49	0	0	0	0	0	0	0	0	0	0.0%	100.0%
16,50 - 16,99	0	0	0	0	0	0	0	0	0	0.0%	100.0%
>= 17	0	0	0	0	0	0	0	0	0	0.0%	100.0%
<b>SAMTALS</b>	1893	2423	1554	2034	5185	2202	1111	894	17296	100.0%	<b>Nýting</b>
<b>%</b>	10.9%	14.0%	9.0%	11.8%	30.0%	12.7%	6.4%	5.2%	100.0%		<b>97.9%</b>

## Jún - Ágú

Kennialda Hrms(m)	Öldustefna								Samtals	Σ%
	0° 337.5-22.4	45° 22.5-67.4	90° 67.5-112.4	135° 112.5-157.4	180° 157.5-202.4	225° 202.5-247.4	270° 247.5-292.4	315° 292.5-337.4		
0,00 - 0,49	0.0%	0.0%	0.0%	0.0%	0.0%	0.1%	0.0%	0.0%	0.2%	0.2%
0,50 - 0,99	2.0%	3.8%	2.5%	2.6%	6.8%	4.6%	1.6%	0.8%	24.5%	24.7%
1,00 - 1,49	5.9%	9.5%	6.0%	7.4%	19.3%	10.1%	4.4%	2.6%	40.5%	65.2%
1,50 - 1,99	8.8%	12.4%	7.7%	10.0%	26.0%	11.9%	5.6%	4.0%	21.2%	86.4%
2,00 - 2,49	10.1%	13.4%	8.5%	11.3%	28.5%	12.4%	6.2%	4.6%	8.6%	95.1%
2,50 - 2,99	10.6%	13.8%	8.8%	11.6%	29.4%	12.6%	6.3%	4.9%	3.0%	98.1%
3,00 - 3,49	10.8%	14.0%	8.9%	11.7%	29.8%	12.7%	6.4%	5.0%	1.3%	99.4%
3,50 - 3,99	10.9%	14.0%	9.0%	11.7%	29.9%	12.7%	6.4%	5.1%	0.4%	99.7%
4,00 - 4,49	10.9%	14.0%	9.0%	11.7%	30.0%	12.7%	6.4%	5.1%	0.2%	99.9%
4,50 - 4,99	10.9%	14.0%	9.0%	11.8%	30.0%	12.7%	6.4%	5.2%	0.1%	100.0%
5,00 - 5,49	10.9%	14.0%	9.0%	11.8%	30.0%	12.7%	6.4%	5.2%	0.0%	100.0%
5,50 - 5,99	10.9%	14.0%	9.0%	11.8%	30.0%	12.7%	6.4%	5.2%	0.0%	100.0%
6,00 - 6,49	10.9%	14.0%	9.0%	11.8%	30.0%	12.7%	6.4%	5.2%	0.0%	100.0%
6,50 - 6,99	10.9%	14.0%	9.0%	11.8%	30.0%	12.7%	6.4%	5.2%	0.0%	100.0%
7,00 - 7,49	10.9%	14.0%	9.0%	11.8%	30.0%	12.7%	6.4%	5.2%	0.0%	100.0%
7,50 - 7,99	10.9%	14.0%	9.0%	11.8%	30.0%	12.7%	6.4%	5.2%	0.0%	100.0%
8,00 - 8,49	10.9%	14.0%	9.0%	11.8%	30.0%	12.7%	6.4%	5.2%	0.0%	100.0%
8,50 - 8,99	10.9%	14.0%	9.0%	11.8%	30.0%	12.7%	6.4%	5.2%	0.0%	100.0%
9,00 - 9,49	10.9%	14.0%	9.0%	11.8%	30.0%	12.7%	6.4%	5.2%	0.0%	100.0%
9,50 - 9,99	10.9%	14.0%	9.0%	11.8%	30.0%	12.7%	6.4%	5.2%	0.0%	100.0%
10,00 - 10,49	10.9%	14.0%	9.0%	11.8%	30.0%	12.7%	6.4%	5.2%	0.0%	100.0%
10,50 - 10,99	10.9%	14.0%	9.0%	11.8%	30.0%	12.7%	6.4%	5.2%	0.0%	100.0%
11,00 - 11,49	10.9%	14.0%	9.0%	11.8%	30.0%	12.7%	6.4%	5.2%	0.0%	100.0%
11,50 - 11,99	10.9%	14.0%	9.0%	11.8%	30.0%	12.7%	6.4%	5.2%	0.0%	100.0%
12,00 - 12,49	10.9%	14.0%	9.0%	11.8%	30.0%	12.7%	6.4%	5.2%	0.0%	100.0%
12,50 - 12,99	10.9%	14.0%	9.0%	11.8%	30.0%	12.7%	6.4%	5.2%	0.0%	100.0%
13,00 - 13,49	10.9%	14.0%	9.0%	11.8%	30.0%	12.7%	6.4%	5.2%	0.0%	100.0%
13,50 - 13,99	10.9%	14.0%	9.0%	11.8%	30.0%	12.7%	6.4%	5.2%	0.0%	100.0%
14,00 - 14,49	10.9%	14.0%	9.0%	11.8%	30.0%	12.7%	6.4%	5.2%	0.0%	100.0%
14,50 - 14,99	10.9%	14.0%	9.0%	11.8%	30.0%	12.7%	6.4%	5.2%	0.0%	100.0%
15,00 - 15,49	10.9%	14.0%	9.0%	11.8%	30.0%	12.7%	6.4%	5.2%	0.0%	100.0%
15,50 - 15,99	10.9%	14.0%	9.0%	11.8%	30.0%	12.7%	6.4%	5.2%	0.0%	100.0%
16,00 - 16,49	10.9%	14.0%	9.0%	11.8%	30.0%	12.7%	6.4%	5.2%	0.0%	100.0%
16,50 - 16,99	10.9%	14.0%	9.0%	11.8%	30.0%	12.7%	6.4%	5.2%	0.0%	100.0%
>= 17	10.9%	14.0%	9.0%	11.8%	30.0%	12.7%	6.4%	5.2%	0.0%	100.0%



## Jún - Ágú

Kennialda Hrms(m)	Sveiflutími Tp[s]																			Samtals	%	Σ%
	0	3	4	5	6	7	8	9	10	11	12	13	14	15	16	17	18	19	>20			
0,00 - 0,49	0	0	0	10	7	10	1	0	0	0	0	0	0	0	0	0	0	0	0	28	0.2%	0.2%
0,50 - 0,99	0	1	107	864	1792	1056	325	68	26	4	1	0	0	0	0	0	0	0	4244	24.5%	24.7%	
1,00 - 1,49	0	0	116	1459	2336	2235	731	92	25	13	1	0	0	0	0	0	0	0	7008	40.5%	65.2%	
1,50 - 1,99	0	0	1	596	1531	1032	400	96	10	1	0	0	0	0	0	0	0	0	3667	21.2%	86.4%	
2,00 - 2,49	0	0	0	35	685	486	224	61	2	0	0	0	0	0	0	0	0	0	1493	8.6%	95.1%	
2,50 - 2,99	0	0	0	0	115	284	96	26	2	0	0	0	0	0	0	0	0	0	523	3.0%	98.1%	
3,00 - 3,49	0	0	0	0	7	128	66	13	8	0	0	0	0	0	0	0	0	0	222	1.3%	99.4%	
3,50 - 3,99	0	0	0	0	0	17	39	8	3	0	0	0	0	0	0	0	0	0	67	0.4%	99.7%	
4,00 - 4,49	0	0	0	0	0	2	16	10	2	0	0	0	0	0	0	0	0	0	30	0.2%	99.9%	
4,50 - 4,99	0	0	0	0	0	0	7	3	1	0	0	0	0	0	0	0	0	0	11	0.1%	100.0%	
5,00 - 5,49	0	0	0	0	0	0	1	1	1	0	0	0	0	0	0	0	0	0	3	0.0%	100.0%	
5,50 - 5,99	0	0	0	0	0	0	0	0	0	0	0	0	0	0	0	0	0	0	0	0	0.0%	100.0%
6,00 - 6,49	0	0	0	0	0	0	0	0	0	0	0	0	0	0	0	0	0	0	0	0	0.0%	100.0%
6,50 - 6,99	0	0	0	0	0	0	0	0	0	0	0	0	0	0	0	0	0	0	0	0	0.0%	100.0%
7,00 - 7,49	0	0	0	0	0	0	0	0	0	0	0	0	0	0	0	0	0	0	0	0	0.0%	100.0%
7,50 - 7,99	0	0	0	0	0	0	0	0	0	0	0	0	0	0	0	0	0	0	0	0	0.0%	100.0%
8,00 - 8,49	0	0	0	0	0	0	0	0	0	0	0	0	0	0	0	0	0	0	0	0	0.0%	100.0%
8,50 - 8,99	0	0	0	0	0	0	0	0	0	0	0	0	0	0	0	0	0	0	0	0	0.0%	100.0%
9,00 - 9,49	0	0	0	0	0	0	0	0	0	0	0	0	0	0	0	0	0	0	0	0	0.0%	100.0%
9,50 - 9,99	0	0	0	0	0	0	0	0	0	0	0	0	0	0	0	0	0	0	0	0	0.0%	100.0%
10,00 - 10,49	0	0	0	0	0	0	0	0	0	0	0	0	0	0	0	0	0	0	0	0	0.0%	100.0%
10,50 - 10,99	0	0	0	0	0	0	0	0	0	0	0	0	0	0	0	0	0	0	0	0	0.0%	100.0%
11,00 - 11,49	0	0	0	0	0	0	0	0	0	0	0	0	0	0	0	0	0	0	0	0	0.0%	100.0%
11,50 - 11,99	0	0	0	0	0	0	0	0	0	0	0	0	0	0	0	0	0	0	0	0	0.0%	100.0%
12,00 - 12,49	0	0	0	0	0	0	0	0	0	0	0	0	0	0	0	0	0	0	0	0	0.0%	100.0%
12,50 - 12,99	0	0	0	0	0	0	0	0	0	0	0	0	0	0	0	0	0	0	0	0	0.0%	100.0%
13,00 - 13,49	0	0	0	0	0	0	0	0	0	0	0	0	0	0	0	0	0	0	0	0	0.0%	100.0%
13,50 - 13,99	0	0	0	0	0	0	0	0	0	0	0	0	0	0	0	0	0	0	0	0	0.0%	100.0%
14,00 - 14,49	0	0	0	0	0	0	0	0	0	0	0	0	0	0	0	0	0	0	0	0	0.0%	100.0%
14,50 - 14,99	0	0	0	0	0	0	0	0	0	0	0	0	0	0	0	0	0	0	0	0	0.0%	100.0%
15,00 - 15,49	0	0	0	0	0	0	0	0	0	0	0	0	0	0	0	0	0	0	0	0	0.0%	100.0%
15,50 - 15,99	0	0	0	0	0	0	0	0	0	0	0	0	0	0	0	0	0	0	0	0	0.0%	100.0%
16,00 - 16,49	0	0	0	0	0	0	0	0	0	0	0	0	0	0	0	0	0	0	0	0	0.0%	100.0%
16,50 - 16,99	0	0	0	0	0	0	0	0	0	0	0	0	0	0	0	0	0	0	0	0	0.0%	100.0%
>= 17	0	0	0	0	0	0	0	0	0	0	0	0	0	0	0	0	0	0	0	0	0.0%	100.0%
<b>SAMTALS</b>	0	1	224	2964	6473	5250	1906	378	80	18	2	0	0	0	0	0	0	0	17296	100.0%	<b>Nýting</b>	
<b>%</b>	0.0%	0.0%	1.3%	####	37.4%	30.4%	11.0%	2.2%	0.5%	0.1%	0.0%	0.0%	0.0%	0.0%	0.0%	0.0%	0.0%	0.0%	0.0%	100.0%		<b>97.9%</b>

Sep - Nóv

Kennialda Hrms(m)	Öldustefna								Samtals	%	Σ%
	0° 337.5-22.4	45° 22.5-67.4	90° 67.5-112.4	135° 112.5-157.4	180° 157.5-202.4	225° 202.5-247.4	270° 247.5-292.4	315° 292.5-337.4			
0,00 - 0,49	0	0	0	6	7	0	0	0	13	0.1%	0.1%
0,50 - 0,99	61	92	57	66	110	51	34	16	487	2.8%	2.9%
1,00 - 1,49	393	462	257	259	565	344	175	142	2597	15.2%	18.1%
1,50 - 1,99	551	564	287	470	799	404	270	221	3566	20.8%	38.9%
2,00 - 2,49	685	551	335	419	752	362	215	203	3522	20.6%	59.5%
2,50 - 2,99	545	362	238	347	529	230	121	134	2506	14.6%	74.2%
3,00 - 3,49	444	288	150	230	357	125	91	125	1810	10.6%	84.8%
3,50 - 3,99	289	135	73	112	189	60	55	96	1009	5.9%	90.7%
4,00 - 4,49	227	66	48	59	125	29	33	58	645	3.8%	94.4%
4,50 - 4,99	146	65	19	25	59	16	18	33	381	2.2%	96.7%
5,00 - 5,49	81	32	17	16	35	12	9	22	224	1.3%	98.0%
5,50 - 5,99	51	17	8	13	22	4	5	20	140	0.8%	98.8%
6,00 - 6,49	37	8	9	5	11	4	2	11	87	0.5%	99.3%
6,50 - 6,99	26	1	6	3	7	1	1	5	50	0.3%	99.6%
7,00 - 7,49	11	3	4	2	4	1	0	2	27	0.2%	99.7%
7,50 - 7,99	6	3	0	0	4	0	1	1	15	0.1%	99.8%
8,00 - 8,49	9	1	0	0	1	0	1	2	14	0.1%	99.9%
8,50 - 8,99	10	1	0	1	0	0	0	0	12	0.1%	100.0%
9,00 - 9,49	1	0	0	0	1	0	1	0	3	0.0%	100.0%
9,50 - 9,99	0	0	0	0	0	0	0	0	0	0.0%	100.0%
10,00 - 10,49	0	0	0	0	0	0	0	0	0	0.0%	100.0%
10,50 - 10,99	0	0	0	0	0	0	0	0	0	0.0%	100.0%
11,00 - 11,49	0	0	0	0	0	0	0	0	0	0.0%	100.0%
11,50 - 11,99	0	0	0	0	0	0	0	0	0	0.0%	100.0%
12,00 - 12,49	0	0	0	0	0	0	0	0	0	0.0%	100.0%
12,50 - 12,99	0	0	0	0	0	0	0	0	0	0.0%	100.0%
13,00 - 13,49	0	0	0	0	0	0	0	0	0	0.0%	100.0%
13,50 - 13,99	0	0	0	0	0	0	0	0	0	0.0%	100.0%
14,00 - 14,49	0	0	0	0	0	0	0	0	0	0.0%	100.0%
14,50 - 14,99	0	0	0	0	0	0	0	0	0	0.0%	100.0%
15,00 - 15,49	0	0	0	0	0	0	0	0	0	0.0%	100.0%
15,50 - 15,99	0	0	0	0	0	0	0	0	0	0.0%	100.0%
16,00 - 16,49	0	0	0	0	0	0	0	0	0	0.0%	100.0%
16,50 - 16,99	0	0	0	0	0	0	0	0	0	0.0%	100.0%
>= 17	0	0	0	0	0	0	0	0	0	0.0%	100.0%
<b>SAMTALS</b>	3573	2651	1508	2033	3577	1643	1032	1091	17108	100.0%	<b>Nýting</b>
<b>%</b>	20.9%	15.5%	8.8%	11.9%	20.9%	9.6%	6.0%	6.4%	100.0%		<b>97.9%</b>

Sep - Nóv

Kennialda Hrms(m)	Öldustefna								Samtals	Σ%
	0° 337.5-22.4	45° 22.5-67.4	90° 67.5-112.4	135° 112.5-157.4	180° 157.5-202.4	225° 202.5-247.4	270° 247.5-292.4	315° 292.5-337.4		
0,00 - 0,49	0.0%	0.0%	0.0%	0.0%	0.0%	0.0%	0.0%	0.0%	0.1%	0.1%
0,50 - 0,99	0.4%	0.5%	0.3%	0.4%	0.7%	0.3%	0.2%	0.1%	2.8%	2.9%
1,00 - 1,49	2.7%	3.2%	1.8%	1.9%	4.0%	2.3%	1.2%	0.9%	15.2%	18.1%
1,50 - 1,99	5.9%	6.5%	3.5%	4.7%	8.7%	4.7%	2.8%	2.2%	20.8%	38.9%
2,00 - 2,49	9.9%	9.8%	5.5%	7.1%	13.1%	6.8%	4.1%	3.4%	20.6%	59.5%
2,50 - 2,99	13.1%	11.9%	6.9%	9.2%	16.1%	8.1%	4.8%	4.2%	14.6%	74.2%
3,00 - 3,49	15.7%	13.6%	7.7%	10.5%	18.2%	8.9%	5.3%	4.9%	10.6%	84.8%
3,50 - 3,99	17.3%	14.3%	8.2%	11.2%	19.3%	9.2%	5.6%	5.5%	5.9%	90.7%
4,00 - 4,49	18.7%	14.7%	8.4%	11.5%	20.1%	9.4%	5.8%	5.8%	3.8%	94.4%
4,50 - 4,99	19.5%	15.1%	8.6%	11.6%	20.4%	9.5%	5.9%	6.0%	2.2%	96.7%
5,00 - 5,49	20.0%	15.3%	8.7%	11.7%	20.6%	9.5%	6.0%	6.1%	1.3%	98.0%
5,50 - 5,99	20.3%	15.4%	8.7%	11.8%	20.7%	9.6%	6.0%	6.3%	0.8%	98.8%
6,00 - 6,49	20.5%	15.4%	8.8%	11.8%	20.8%	9.6%	6.0%	6.3%	0.5%	99.3%
6,50 - 6,99	20.7%	15.4%	8.8%	11.9%	20.8%	9.6%	6.0%	6.3%	0.3%	99.6%
7,00 - 7,49	20.7%	15.5%	8.8%	11.9%	20.9%	9.6%	6.0%	6.4%	0.2%	99.7%
7,50 - 7,99	20.8%	15.5%	8.8%	11.9%	20.9%	9.6%	6.0%	6.4%	0.1%	99.8%
8,00 - 8,49	20.8%	15.5%	8.8%	11.9%	20.9%	9.6%	6.0%	6.4%	0.1%	99.9%
8,50 - 8,99	20.9%	15.5%	8.8%	11.9%	20.9%	9.6%	6.0%	6.4%	0.1%	100.0%
9,00 - 9,49	20.9%	15.5%	8.8%	11.9%	20.9%	9.6%	6.0%	6.4%	0.0%	100.0%
9,50 - 9,99	20.9%	15.5%	8.8%	11.9%	20.9%	9.6%	6.0%	6.4%	0.0%	100.0%
10,00 - 10,49	20.9%	15.5%	8.8%	11.9%	20.9%	9.6%	6.0%	6.4%	0.0%	100.0%
10,50 - 10,99	20.9%	15.5%	8.8%	11.9%	20.9%	9.6%	6.0%	6.4%	0.0%	100.0%
11,00 - 11,49	20.9%	15.5%	8.8%	11.9%	20.9%	9.6%	6.0%	6.4%	0.0%	100.0%
11,50 - 11,99	20.9%	15.5%	8.8%	11.9%	20.9%	9.6%	6.0%	6.4%	0.0%	100.0%
12,00 - 12,49	20.9%	15.5%	8.8%	11.9%	20.9%	9.6%	6.0%	6.4%	0.0%	100.0%
12,50 - 12,99	20.9%	15.5%	8.8%	11.9%	20.9%	9.6%	6.0%	6.4%	0.0%	100.0%
13,00 - 13,49	20.9%	15.5%	8.8%	11.9%	20.9%	9.6%	6.0%	6.4%	0.0%	100.0%
13,50 - 13,99	20.9%	15.5%	8.8%	11.9%	20.9%	9.6%	6.0%	6.4%	0.0%	100.0%
14,00 - 14,49	20.9%	15.5%	8.8%	11.9%	20.9%	9.6%	6.0%	6.4%	0.0%	100.0%
14,50 - 14,99	20.9%	15.5%	8.8%	11.9%	20.9%	9.6%	6.0%	6.4%	0.0%	100.0%
15,00 - 15,49	20.9%	15.5%	8.8%	11.9%	20.9%	9.6%	6.0%	6.4%	0.0%	100.0%
15,50 - 15,99	20.9%	15.5%	8.8%	11.9%	20.9%	9.6%	6.0%	6.4%	0.0%	100.0%
16,00 - 16,49	20.9%	15.5%	8.8%	11.9%	20.9%	9.6%	6.0%	6.4%	0.0%	100.0%
16,50 - 16,99	20.9%	15.5%	8.8%	11.9%	20.9%	9.6%	6.0%	6.4%	0.0%	100.0%
>= 17	20.9%	15.5%	8.8%	11.9%	20.9%	9.6%	6.0%	6.4%	0.0%	100.0%

## Sep - Nóv

Kennialda Hrms(m)	Sveiflutími Tp[s]																			Samtals	%	Σ%
	0	3	4	5	6	7	8	9	10	11	12	13	14	15	16	17	18	19	>20			
0,00 - 0,49	0	0	0	0	7	6	0	0	0	0	0	0	0	0	0	0	0	0	0	13	0.1%	0.1%
0,50 - 0,99	0	0	2	74	269	118	23	1	0	0	0	0	0	0	0	0	0	0	0	487	2.8%	2.9%
1,00 - 1,49	0	0	12	343	764	992	412	60	14	0	0	0	0	0	0	0	0	0	0	2597	15.2%	18.1%
1,50 - 1,99	0	0	3	237	847	1100	1047	297	32	3	0	0	0	0	0	0	0	0	0	3566	20.8%	38.9%
2,00 - 2,49	0	0	0	20	645	1125	1048	597	81	6	0	0	0	0	0	0	0	0	0	3522	20.6%	59.5%
2,50 - 2,99	0	0	0	1	211	836	711	563	169	14	1	0	0	0	0	0	0	0	0	2506	14.6%	74.2%
3,00 - 3,49	0	0	0	0	22	488	648	429	199	23	1	0	0	0	0	0	0	0	0	1810	10.6%	84.8%
3,50 - 3,99	0	0	0	0	0	128	475	239	134	29	4	0	0	0	0	0	0	0	0	1009	5.9%	90.7%
4,00 - 4,49	0	0	0	0	0	29	266	239	79	26	6	0	0	0	0	0	0	0	0	645	3.8%	94.4%
4,50 - 4,99	0	0	0	0	0	0	88	174	86	30	3	0	0	0	0	0	0	0	0	381	2.2%	96.7%
5,00 - 5,49	0	0	0	0	0	0	12	121	56	29	6	0	0	0	0	0	0	0	0	224	1.3%	98.0%
5,50 - 5,99	0	0	0	0	0	0	4	52	54	23	7	0	0	0	0	0	0	0	0	140	0.8%	98.8%
6,00 - 6,49	0	0	0	0	0	0	0	11	51	22	3	0	0	0	0	0	0	0	0	87	0.5%	99.3%
6,50 - 6,99	0	0	0	0	0	0	0	4	27	16	2	1	0	0	0	0	0	0	0	50	0.3%	99.6%
7,00 - 7,49	0	0	0	0	0	0	0	2	9	13	2	1	0	0	0	0	0	0	0	27	0.2%	99.7%
7,50 - 7,99	0	0	0	0	0	0	0	0	6	8	0	1	0	0	0	0	0	0	0	15	0.1%	99.8%
8,00 - 8,49	0	0	0	0	0	0	0	0	0	11	0	1	2	0	0	0	0	0	0	14	0.1%	99.9%
8,50 - 8,99	0	0	0	0	0	0	0	0	0	8	4	0	0	0	0	0	0	0	0	12	0.1%	100.0%
9,00 - 9,49	0	0	0	0	0	0	0	0	0	1	2	0	0	0	0	0	0	0	0	3	0.0%	100.0%
9,50 - 9,99	0	0	0	0	0	0	0	0	0	0	0	0	0	0	0	0	0	0	0	0	0.0%	100.0%
10,00 - 10,49	0	0	0	0	0	0	0	0	0	0	0	0	0	0	0	0	0	0	0	0	0.0%	100.0%
10,50 - 10,99	0	0	0	0	0	0	0	0	0	0	0	0	0	0	0	0	0	0	0	0	0.0%	100.0%
11,00 - 11,49	0	0	0	0	0	0	0	0	0	0	0	0	0	0	0	0	0	0	0	0	0.0%	100.0%
11,50 - 11,99	0	0	0	0	0	0	0	0	0	0	0	0	0	0	0	0	0	0	0	0	0.0%	100.0%
12,00 - 12,49	0	0	0	0	0	0	0	0	0	0	0	0	0	0	0	0	0	0	0	0	0.0%	100.0%
12,50 - 12,99	0	0	0	0	0	0	0	0	0	0	0	0	0	0	0	0	0	0	0	0	0.0%	100.0%
13,00 - 13,49	0	0	0	0	0	0	0	0	0	0	0	0	0	0	0	0	0	0	0	0	0.0%	100.0%
13,50 - 13,99	0	0	0	0	0	0	0	0	0	0	0	0	0	0	0	0	0	0	0	0	0.0%	100.0%
14,00 - 14,49	0	0	0	0	0	0	0	0	0	0	0	0	0	0	0	0	0	0	0	0	0.0%	100.0%
14,50 - 14,99	0	0	0	0	0	0	0	0	0	0	0	0	0	0	0	0	0	0	0	0	0.0%	100.0%
15,00 - 15,49	0	0	0	0	0	0	0	0	0	0	0	0	0	0	0	0	0	0	0	0	0.0%	100.0%
15,50 - 15,99	0	0	0	0	0	0	0	0	0	0	0	0	0	0	0	0	0	0	0	0	0.0%	100.0%
16,00 - 16,49	0	0	0	0	0	0	0	0	0	0	0	0	0	0	0	0	0	0	0	0	0.0%	100.0%
16,50 - 16,99	0	0	0	0	0	0	0	0	0	0	0	0	0	0	0	0	0	0	0	0	0.0%	100.0%
>= 17	0	0	0	0	0	0	0	0	0	0	0	0	0	0	0	0	0	0	0	0	0.0%	100.0%
<b>SAMTALS</b>	0	0	17	675	2765	4822	4734	2789	997	262	41	4	2	0	0	0	0	0	0	17108	100.0%	<b>Nýting</b>
<b>%</b>	0.0%	0.0%	0.1%	3.9%	16.2%	28.2%	27.7%	16.3%	5.8%	1.5%	0.2%	0.0%	0.0%	0.0%	0.0%	0.0%	0.0%	0.0%	0.0%	100.0%		<b>97.9%</b>

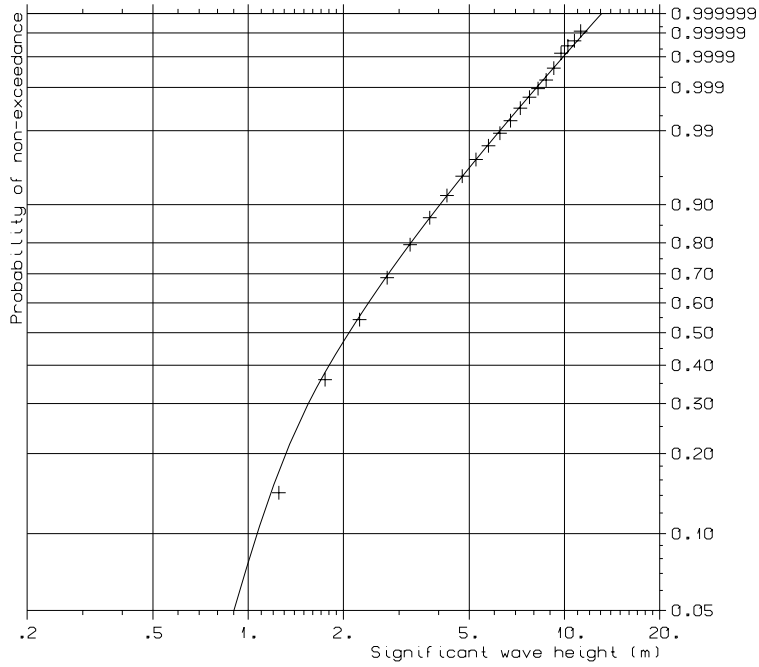
## Viðauki III b

Staðsetning: 67,5°N, 9,0°V

- Líkindadreifing öldu
  - Tíðni / endurkomutími eftir árstíðum
- Talningar
  - Talning eftir mánuðum og árstíðum fyrir
    - Öldustefnur
    - Sveiflutíma

67,5°N 9,0°V

Tíðni (% af tíma)	Endur- komutími (ár)	Jan	Feb	Mar	Apr	Maí	Jún	Júl	Ágú	Sep	Okt	Nóv	Des	Des-Feb	Mar-Maí	Jún-Ágú	Sep-Nóv	Jan-Des
Weibull 3 par																		
60%	1 ár	3.4	3.3	3.0	2.2	1.7	1.5	1.4	1.5	2.1	2.6	3.0	3.3	3.3	2.3	1.5	2.6	2.4
70%		3.8	3.7	3.3	2.5	1.9	1.7	1.5	1.7	2.3	3.0	3.3	3.7	3.7	2.6	1.7	2.9	2.8
80%		4.3	4.2	3.8	2.9	2.2	1.9	1.8	2.0	2.7	3.4	3.8	4.1	4.2	3.1	1.9	3.4	3.3
90%		5.0	5.0	4.5	3.5	2.7	2.3	2.1	2.3	3.3	4.1	4.5	4.9	5.0	3.8	2.3	4.1	4.0
95%		5.7	5.7	5.1	4.1	3.2	2.7	2.4	2.7	3.9	4.8	5.1	5.5	5.7	4.4	2.6	4.7	4.8
98%		6.6	6.5	5.9	4.8	3.8	3.1	2.8	3.0	4.6	5.6	5.9	6.3	6.5	5.2	3.0	5.5	5.6
99%		7.2	7.1	6.5	5.3	4.2	3.5	3.0	3.3	5.2	6.2	6.5	6.8	7.0	5.8	3.3	6.1	6.3
Weibull 5m þröskuldsgildi																		
	1 ár	9.6	9.8	8.6	7.4	7.0	-	-	-	7.9	9.4	8.7	9.2	9.5	8.0	-	8.8	8.8
	5 ár	10.6	10.9	9.4	8.2	7.7	-	-	-	9.0	10.7	9.6	10.2	10.6	8.9	-	9.9	9.9
	10 ár	11.0	11.4	9.8	8.5	8.0	-	-	-	9.4	11.2	10.0	10.7	11.0	9.3	-	10.3	10.3
	25 ár	11.6	12.0	10.3	8.9	8.4	-	-	-	10.0	11.9	10.5	11.2	11.6	9.7	-	10.9	10.9
	50 ár	12.0	12.4	10.6	9.2	8.6	-	-	-	10.4	12.5	10.9	11.6	12.0	10.1	-	11.3	11.3
	100 ár	12.4	12.9	11.0	9.5	8.8	-	-	-	10.8	13.0	11.2	12.0	12.5	10.4	-	11.8	11.7



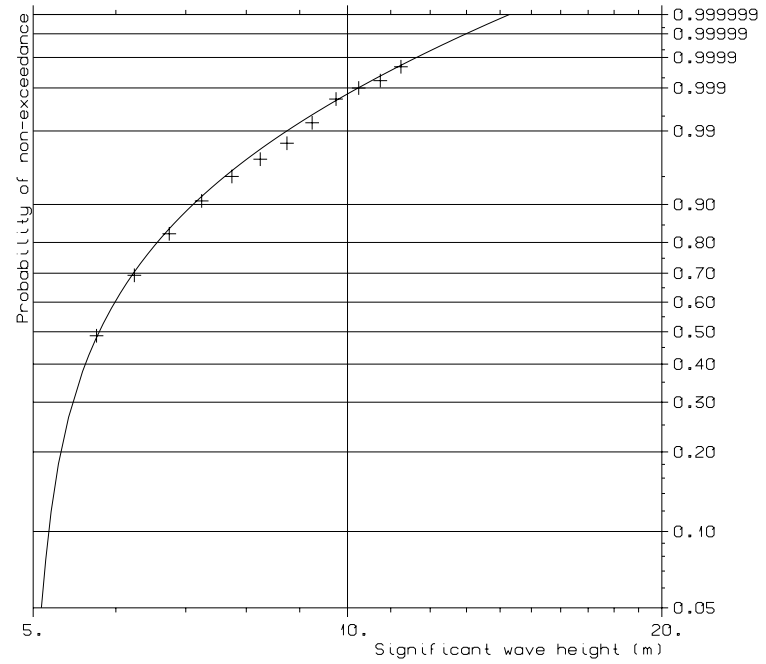
MODEL DISTRIBUTION:	
WEIBULL parameters:	
Shape	1.367
Scale	1.817
Location	0.695
Estimated using: Method of Moments	

ESTIMATED EXTREMES:		
"RETURN" PERIOD	VALUE	
- years -	- m -	
0.0	3.3	
0.0	4.0	
0.0	5.6	
1.0	9.0	
Duration of exceedance: 3.0 hours		

OBSERVED DISTRIBUTION:	
Mean value	2.36
Std. deviation	1.23
Skewness	1.24

GENERAL INFORMATION:	
No. of data	: 69148
No. of indep. data	: 11525

Pkt no. 2, 67.5 N 9.0 V Spagogn fra ECMWF ERA 40 1958-2005 Samtals	FIGURE 102.17
--	------------------



MODEL DISTRIBUTION:	
WEIBULL parameters:	
Shape	1.211
Scale	1.061
Location	5.000
Limit at	5.000
Estimated using: Max. Likelihood Method	

ESTIMATED EXTREMES:		
"RETURN" PERIOD	VALUE	
- years -	- m -	
1.0	8.8	
5.0	9.8	
25.	10.8	
100.	11.7	
Duration of exceedance: 3.0 hours		

OBSERVED DISTRIBUTION:	
Mean value	5.99
Std. deviation	0.87
Skewness	1.57

GENERAL INFORMATION:	
No. of data	: 2543
No. of indep. data	: 424
Distrib. weight	: 3.68 %

Pkt no. 2, 67.5 N 9.0 V Spagogn fra ECMWF ERA 40 1958-2005 Samtals	FIGURE 102.17
--	------------------





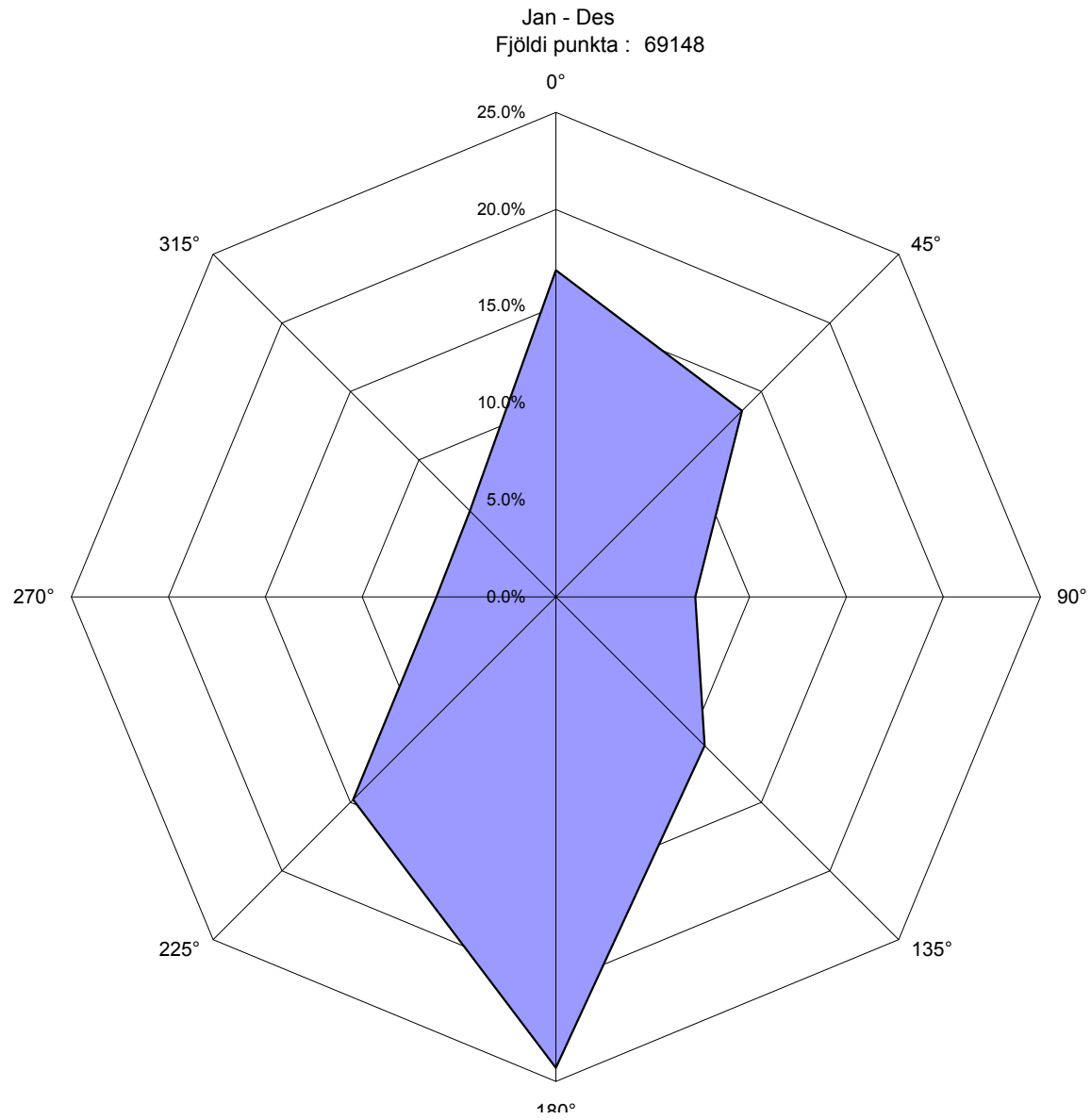


Jan - Des

Kennialda Hrms(m)	Öldustefna								Samtals	%	Σ%
	0° 337.5-22.4	45° 22.5-67.4	90° 67.5-112.4	135° 112.5-157.4	180° 157.5-202.4	225° 202.5-247.4	270° 247.5-292.4	315° 292.5-337.4			
0,00 - 0,49	0	0	2	6	11	8	0	0	27	0.0%	0.0%
0,50 - 0,99	421	722	479	487	1392	1060	357	197	5115	7.4%	7.4%
1,00 - 1,49	1553	2113	1157	1379	3690	2423	940	681	13936	20.2%	27.6%
1,50 - 1,99	1922	2028	1001	1405	3497	1848	877	822	13400	19.4%	47.0%
2,00 - 2,49	2015	1494	763	1307	2564	1441	684	693	10961	15.9%	62.8%
2,50 - 2,99	1653	1028	595	1088	1917	1192	458	543	8474	12.3%	75.1%
3,00 - 3,49	1284	788	416	747	1351	859	331	435	6211	9.0%	84.1%
3,50 - 3,99	943	487	226	416	874	559	239	333	4077	5.9%	90.0%
4,00 - 4,49	716	263	141	265	543	357	143	230	2658	3.8%	93.8%
4,50 - 4,99	460	204	86	160	393	190	98	155	1746	2.5%	96.3%
5,00 - 5,49	230	116	45	93	242	117	48	83	974	1.4%	97.7%
5,50 - 5,99	173	57	22	56	127	67	28	70	600	0.9%	98.6%
6,00 - 6,49	109	33	21	44	100	43	23	25	398	0.6%	99.2%
6,50 - 6,99	71	23	9	21	56	34	17	32	263	0.4%	99.6%
7,00 - 7,49	44	15	4	13	25	17	10	20	148	0.2%	99.8%
7,50 - 7,99	22	5	2	3	14	8	3	10	67	0.1%	99.9%
8,00 - 8,49	16	3	1	3	3	4	3	4	37	0.1%	99.9%
8,50 - 8,99	13	0	1	3	1	3	3	4	28	0.0%	100.0%
9,00 - 9,49	8	1	0	3	4	0	3	2	21	0.0%	100.0%
9,50 - 9,99	3	1	0	0	0	0	0	0	4	0.0%	100.0%
10,00 - 10,49	1	0	0	0	0	0	0	0	1	0.0%	100.0%
10,50 - 10,99	0	0	0	0	1	0	0	0	1	0.0%	100.0%
11,00 - 11,49	0	0	0	1	0	0	0	0	1	0.0%	100.0%
11,50 - 11,99	0	0	0	0	0	0	0	0	0	0.0%	100.0%
12,00 - 12,49	0	0	0	0	0	0	0	0	0	0.0%	100.0%
12,50 - 12,99	0	0	0	0	0	0	0	0	0	0.0%	100.0%
13,00 - 13,49	0	0	0	0	0	0	0	0	0	0.0%	100.0%
13,50 - 13,99	0	0	0	0	0	0	0	0	0	0.0%	100.0%
14,00 - 14,49	0	0	0	0	0	0	0	0	0	0.0%	100.0%
14,50 - 14,99	0	0	0	0	0	0	0	0	0	0.0%	100.0%
15,00 - 15,49	0	0	0	0	0	0	0	0	0	0.0%	100.0%
15,50 - 15,99	0	0	0	0	0	0	0	0	0	0.0%	100.0%
16,00 - 16,49	0	0	0	0	0	0	0	0	0	0.0%	100.0%
16,50 - 16,99	0	0	0	0	0	0	0	0	0	0.0%	100.0%
>= 17	0	0	0	0	0	0	0	0	0	0.0%	100.0%
<b>SAMTALS</b>	11657	9381	4971	7500	16805	10230	4265	4339	69148	100.0%	<b>Nýting</b>
<b>%</b>	16.9%	13.6%	7.2%	10.8%	24.3%	14.8%	6.2%	6.3%	100.0%		<b>98.6%</b>

Jan - Des

Kennialda Hrms(m)	Öldustefna								Samtals	Σ%
	0° 337.5-22.4	45° 22.5-67.4	90° 67.5-112.4	135° 112.5-157.4	180° 157.5-202.4	225° 202.5-247.4	270° 247.5-292.4	315° 292.5-337.4		
0,00 - 0,49	0.0%	0.0%	0.0%	0.0%	0.0%	0.0%	0.0%	0.0%	0.0%	0.0%
0,50 - 0,99	0.6%	1.0%	0.7%	0.7%	2.0%	1.5%	0.5%	0.3%	7.4%	7.4%
1,00 - 1,49	2.9%	4.1%	2.4%	2.7%	7.4%	5.0%	1.9%	1.3%	20.2%	27.6%
1,50 - 1,99	5.6%	7.0%	3.8%	4.7%	12.4%	7.7%	3.1%	2.5%	19.4%	47.0%
2,00 - 2,49	8.5%	9.2%	4.9%	6.6%	16.1%	9.8%	4.1%	3.5%	15.9%	62.8%
2,50 - 2,99	10.9%	10.7%	5.8%	8.2%	18.9%	11.5%	4.8%	4.2%	12.3%	75.1%
3,00 - 3,49	12.8%	11.8%	6.4%	9.3%	20.9%	12.8%	5.3%	4.9%	9.0%	84.1%
3,50 - 3,99	14.2%	12.5%	6.7%	9.9%	22.1%	13.6%	5.6%	5.4%	5.9%	90.0%
4,00 - 4,49	15.2%	12.9%	6.9%	10.3%	22.9%	14.1%	5.8%	5.7%	3.8%	93.8%
4,50 - 4,99	15.9%	13.2%	7.0%	10.5%	23.5%	14.4%	6.0%	5.9%	2.5%	96.3%
5,00 - 5,49	16.2%	13.4%	7.1%	10.6%	23.8%	14.5%	6.0%	6.0%	1.4%	97.7%
5,50 - 5,99	16.4%	13.4%	7.1%	10.7%	24.0%	14.6%	6.1%	6.1%	0.9%	98.6%
6,00 - 6,49	16.6%	13.5%	7.2%	10.8%	24.2%	14.7%	6.1%	6.2%	0.6%	99.2%
6,50 - 6,99	16.7%	13.5%	7.2%	10.8%	24.2%	14.7%	6.1%	6.2%	0.4%	99.6%
7,00 - 7,49	16.8%	13.6%	7.2%	10.8%	24.3%	14.8%	6.2%	6.2%	0.2%	99.8%
7,50 - 7,99	16.8%	13.6%	7.2%	10.8%	24.3%	14.8%	6.2%	6.3%	0.1%	99.9%
8,00 - 8,49	16.8%	13.6%	7.2%	10.8%	24.3%	14.8%	6.2%	6.3%	0.1%	99.9%
8,50 - 8,99	16.8%	13.6%	7.2%	10.8%	24.3%	14.8%	6.2%	6.3%	0.0%	100.0%
9,00 - 9,49	16.9%	13.6%	7.2%	10.8%	24.3%	14.8%	6.2%	6.3%	0.0%	100.0%
9,50 - 9,99	16.9%	13.6%	7.2%	10.8%	24.3%	14.8%	6.2%	6.3%	0.0%	100.0%
10,00 - 10,49	16.9%	13.6%	7.2%	10.8%	24.3%	14.8%	6.2%	6.3%	0.0%	100.0%
10,50 - 10,99	16.9%	13.6%	7.2%	10.8%	24.3%	14.8%	6.2%	6.3%	0.0%	100.0%
11,00 - 11,49	16.9%	13.6%	7.2%	10.8%	24.3%	14.8%	6.2%	6.3%	0.0%	100.0%
11,50 - 11,99	16.9%	13.6%	7.2%	10.8%	24.3%	14.8%	6.2%	6.3%	0.0%	100.0%
12,00 - 12,49	16.9%	13.6%	7.2%	10.8%	24.3%	14.8%	6.2%	6.3%	0.0%	100.0%
12,50 - 12,99	16.9%	13.6%	7.2%	10.8%	24.3%	14.8%	6.2%	6.3%	0.0%	100.0%
13,00 - 13,49	16.9%	13.6%	7.2%	10.8%	24.3%	14.8%	6.2%	6.3%	0.0%	100.0%
13,50 - 13,99	16.9%	13.6%	7.2%	10.8%	24.3%	14.8%	6.2%	6.3%	0.0%	100.0%
14,00 - 14,49	16.9%	13.6%	7.2%	10.8%	24.3%	14.8%	6.2%	6.3%	0.0%	100.0%
14,50 - 14,99	16.9%	13.6%	7.2%	10.8%	24.3%	14.8%	6.2%	6.3%	0.0%	100.0%
15,00 - 15,49	16.9%	13.6%	7.2%	10.8%	24.3%	14.8%	6.2%	6.3%	0.0%	100.0%
15,50 - 15,99	16.9%	13.6%	7.2%	10.8%	24.3%	14.8%	6.2%	6.3%	0.0%	100.0%
16,00 - 16,49	16.9%	13.6%	7.2%	10.8%	24.3%	14.8%	6.2%	6.3%	0.0%	100.0%
16,50 - 16,99	16.9%	13.6%	7.2%	10.8%	24.3%	14.8%	6.2%	6.3%	0.0%	100.0%
>= 17	16.9%	13.6%	7.2%	10.8%	24.3%	14.8%	6.2%	6.3%	0.0%	100.0%



Jan - Des

Kennialda Hrms(m)	Sveiflutími Tp[s]																			Samtals	%	Σ%
	0	3	4	5	6	7	8	9	10	11	12	13	14	15	16	17	18	19	>20			
0,00 - 0,49	0	0	0	1	11	14	1	0	0	0	0	0	0	0	0	0	0	0	0	27	0.0%	0.0%
0,50 - 0,99	0	1	72	782	2007	1485	540	146	69	13	0	0	0	0	0	0	0	0	0	5115	7.4%	7.4%
1,00 - 1,49	0	0	114	1935	4003	4901	2341	489	117	32	4	0	0	0	0	0	0	0	0	13936	20.2%	27.6%
1,50 - 1,99	0	0	0	1012	3728	3985	3193	1249	204	22	7	0	0	0	0	0	0	0	0	13400	19.4%	47.0%
2,00 - 2,49	0	0	0	96	2172	3215	2952	2006	438	74	7	0	1	0	0	0	0	0	0	10961	15.9%	62.8%
2,50 - 2,99	0	0	0	1	587	2619	2350	1990	788	126	11	2	0	0	0	0	0	0	0	8474	12.3%	75.1%
3,00 - 3,49	0	0	0	0	55	1458	2029	1490	933	227	19	0	0	0	0	0	0	0	0	6211	9.0%	84.1%
3,50 - 3,99	0	0	0	0	2	415	1612	1056	656	290	45	1	0	0	0	0	0	0	0	4077	5.9%	90.0%
4,00 - 4,49	0	0	0	0	0	60	868	979	490	217	41	3	0	0	0	0	0	0	0	2658	3.8%	93.8%
4,50 - 4,99	0	0	0	0	0	5	325	807	372	166	59	12	0	0	0	0	0	0	0	1746	2.5%	96.3%
5,00 - 5,49	0	0	0	0	0	0	54	443	299	137	32	9	0	0	0	0	0	0	0	974	1.4%	97.7%
5,50 - 5,99	0	0	0	0	0	0	0	11	196	266	94	25	8	0	0	0	0	0	0	600	0.9%	98.6%
6,00 - 6,49	0	0	0	0	0	0	0	0	66	207	99	21	4	1	0	0	0	0	0	398	0.6%	99.2%
6,50 - 6,99	0	0	0	0	0	0	0	0	12	139	87	21	4	0	0	0	0	0	0	263	0.4%	99.6%
7,00 - 7,49	0	0	0	0	0	0	0	0	2	48	71	18	5	4	0	0	0	0	0	148	0.2%	99.8%
7,50 - 7,99	0	0	0	0	0	0	0	0	0	21	28	13	3	2	0	0	0	0	0	67	0.1%	99.9%
8,00 - 8,49	0	0	0	0	0	0	0	0	0	4	23	9	1	0	0	0	0	0	0	37	0.1%	99.9%
8,50 - 8,99	0	0	0	0	0	0	0	0	0	0	12	15	1	0	0	0	0	0	0	28	0.0%	100.0%
9,00 - 9,49	0	0	0	0	0	0	0	0	0	0	6	13	2	0	0	0	0	0	0	21	0.0%	100.0%
9,50 - 9,99	0	0	0	0	0	0	0	0	0	0	0	4	0	0	0	0	0	0	0	4	0.0%	100.0%
10,00 - 10,49	0	0	0	0	0	0	0	0	0	0	0	1	0	0	0	0	0	0	0	1	0.0%	100.0%
10,50 - 10,99	0	0	0	0	0	0	0	0	0	0	0	0	1	0	0	0	0	0	0	1	0.0%	100.0%
11,00 - 11,49	0	0	0	0	0	0	0	0	0	0	0	0	1	0	0	0	0	0	0	1	0.0%	100.0%
11,50 - 11,99	0	0	0	0	0	0	0	0	0	0	0	0	0	0	0	0	0	0	0	0	0.0%	100.0%
12,00 - 12,49	0	0	0	0	0	0	0	0	0	0	0	0	0	0	0	0	0	0	0	0	0.0%	100.0%
12,50 - 12,99	0	0	0	0	0	0	0	0	0	0	0	0	0	0	0	0	0	0	0	0	0.0%	100.0%
13,00 - 13,49	0	0	0	0	0	0	0	0	0	0	0	0	0	0	0	0	0	0	0	0	0.0%	100.0%
13,50 - 13,99	0	0	0	0	0	0	0	0	0	0	0	0	0	0	0	0	0	0	0	0	0.0%	100.0%
14,00 - 14,49	0	0	0	0	0	0	0	0	0	0	0	0	0	0	0	0	0	0	0	0	0.0%	100.0%
14,50 - 14,99	0	0	0	0	0	0	0	0	0	0	0	0	0	0	0	0	0	0	0	0	0.0%	100.0%
15,00 - 15,49	0	0	0	0	0	0	0	0	0	0	0	0	0	0	0	0	0	0	0	0	0.0%	100.0%
15,50 - 15,99	0	0	0	0	0	0	0	0	0	0	0	0	0	0	0	0	0	0	0	0	0.0%	100.0%
16,00 - 16,49	0	0	0	0	0	0	0	0	0	0	0	0	0	0	0	0	0	0	0	0	0.0%	100.0%
16,50 - 16,99	0	0	0	0	0	0	0	0	0	0	0	0	0	0	0	0	0	0	0	0	0.0%	100.0%
>= 17	0	0	0	0	0	0	0	0	0	0	0	0	0	0	0	0	0	0	0	0	0.0%	100.0%
<b>SAMTALS</b>	0	1	186	3827	12565	18157	16276	10931	5051	1724	365	57	8	0	0	0	0	0	0	69148	100.0%	<b>Nýting</b>
<b>%</b>	0.0%	0.0%	0.3%	5.5%	18.2%	26.3%	23.5%	15.8%	7.3%	2.5%	0.5%	0.1%	0.0%	0.0%	0.0%	0.0%	0.0%	0.0%	0.0%	0.0%	100.0%	<b>98.6%</b>

Des - Feb

Kennialda Hrms(m)	Öldustefna								Samtals	%	Σ%
	0° 337.5-22.4	45° 22.5-67.4	90° 67.5-112.4	135° 112.5-157.4	180° 157.5-202.4	225° 202.5-247.4	270° 247.5-292.4	315° 292.5-337.4			
0,00 - 0,49	0	0	0	0	1	1	0	0	2	0.0%	0.0%
0,50 - 0,99	8	7	1	7	13	14	6	5	61	0.4%	0.4%
1,00 - 1,49	134	130	65	97	153	120	59	53	811	4.7%	5.1%
1,50 - 1,99	357	317	142	206	425	334	168	109	2058	12.0%	17.0%
2,00 - 2,49	536	343	127	296	574	467	195	160	2698	15.7%	32.7%
2,50 - 2,99	584	326	195	369	650	512	177	164	2977	17.3%	50.0%
3,00 - 3,49	503	355	191	326	592	416	147	157	2687	15.6%	65.6%
3,50 - 3,99	405	232	115	215	443	313	113	127	1963	11.4%	77.1%
4,00 - 4,49	336	142	76	162	300	239	69	107	1431	8.3%	85.4%
4,50 - 4,99	249	101	51	102	245	128	56	72	1004	5.8%	91.2%
5,00 - 5,49	103	50	27	70	155	85	32	48	570	3.3%	94.5%
5,50 - 5,99	82	30	16	38	60	52	14	39	331	1.9%	96.4%
6,00 - 6,49	56	16	11	33	62	35	16	12	241	1.4%	97.8%
6,50 - 6,99	39	16	4	17	36	26	15	15	168	1.0%	98.8%
7,00 - 7,49	20	12	2	8	21	13	8	14	98	0.6%	99.4%
7,50 - 7,99	12	4	1	3	9	7	3	6	45	0.3%	99.7%
8,00 - 8,49	11	2	1	3	2	2	3	1	25	0.1%	99.8%
8,50 - 8,99	10	0	1	2	0	2	3	2	20	0.1%	99.9%
9,00 - 9,49	1	1	0	3	1	0	1	1	8	0.0%	100.0%
9,50 - 9,99	2	1	0	0	0	0	0	0	3	0.0%	100.0%
10,00 - 10,49	1	0	0	0	0	0	0	0	1	0.0%	100.0%
10,50 - 10,99	0	0	0	0	1	0	0	0	1	0.0%	100.0%
11,00 - 11,49	0	0	0	1	0	0	0	0	1	0.0%	100.0%
11,50 - 11,99	0	0	0	0	0	0	0	0	0	0.0%	100.0%
12,00 - 12,49	0	0	0	0	0	0	0	0	0	0.0%	100.0%
12,50 - 12,99	0	0	0	0	0	0	0	0	0	0.0%	100.0%
13,00 - 13,49	0	0	0	0	0	0	0	0	0	0.0%	100.0%
13,50 - 13,99	0	0	0	0	0	0	0	0	0	0.0%	100.0%
14,00 - 14,49	0	0	0	0	0	0	0	0	0	0.0%	100.0%
14,50 - 14,99	0	0	0	0	0	0	0	0	0	0.0%	100.0%
15,00 - 15,49	0	0	0	0	0	0	0	0	0	0.0%	100.0%
15,50 - 15,99	0	0	0	0	0	0	0	0	0	0.0%	100.0%
16,00 - 16,49	0	0	0	0	0	0	0	0	0	0.0%	100.0%
16,50 - 16,99	0	0	0	0	0	0	0	0	0	0.0%	100.0%
>= 17	0	0	0	0	0	0	0	0	0	0.0%	100.0%
<b>SAMTALS</b>	3449	2085	1026	1958	3743	2766	1085	1092	17204	100.0%	<b>Nýting</b>
<b>%</b>	20.0%	12.1%	6.0%	11.4%	21.8%	16.1%	6.3%	6.3%	100.0%		<b>99.3%</b>

Des - Feb

Kennialda Hrms(m)	Öldustefna								Samtals	Σ%
	0° 337.5-22.4	45° 22.5-67.4	90° 67.5-112.4	135° 112.5-157.4	180° 157.5-202.4	225° 202.5-247.4	270° 247.5-292.4	315° 292.5-337.4		
0,00 - 0,49	0.0%	0.0%	0.0%	0.0%	0.0%	0.0%	0.0%	0.0%	0.0%	0.0%
0,50 - 0,99	0.0%	0.0%	0.0%	0.0%	0.1%	0.1%	0.0%	0.0%	0.4%	0.4%
1,00 - 1,49	0.8%	0.8%	0.4%	0.6%	1.0%	0.8%	0.4%	0.3%	4.7%	5.1%
1,50 - 1,99	2.9%	2.6%	1.2%	1.8%	3.4%	2.7%	1.4%	1.0%	12.0%	17.0%
2,00 - 2,49	6.0%	4.6%	1.9%	3.5%	6.8%	5.4%	2.5%	1.9%	15.7%	32.7%
2,50 - 2,99	9.4%	6.5%	3.1%	5.7%	10.6%	8.4%	3.5%	2.9%	17.3%	50.0%
3,00 - 3,49	12.3%	8.6%	4.2%	7.6%	14.0%	10.8%	4.4%	3.8%	15.6%	65.6%
3,50 - 3,99	14.7%	9.9%	4.9%	8.8%	16.6%	12.7%	5.0%	4.5%	11.4%	77.1%
4,00 - 4,49	16.6%	10.8%	5.3%	9.8%	18.3%	14.0%	5.4%	5.1%	8.3%	85.4%
4,50 - 4,99	18.1%	11.4%	5.6%	10.3%	19.7%	14.8%	5.8%	5.5%	5.8%	91.2%
5,00 - 5,49	18.7%	11.6%	5.8%	10.8%	20.6%	15.3%	5.9%	5.8%	3.3%	94.5%
5,50 - 5,99	19.2%	11.8%	5.8%	11.0%	21.0%	15.6%	6.0%	6.1%	1.9%	96.4%
6,00 - 6,49	19.5%	11.9%	5.9%	11.2%	21.3%	15.8%	6.1%	6.1%	1.4%	97.8%
6,50 - 6,99	19.7%	12.0%	5.9%	11.3%	21.6%	15.9%	6.2%	6.2%	1.0%	98.8%
7,00 - 7,49	19.8%	12.1%	5.9%	11.3%	21.7%	16.0%	6.2%	6.3%	0.6%	99.4%
7,50 - 7,99	19.9%	12.1%	6.0%	11.3%	21.7%	16.1%	6.3%	6.3%	0.3%	99.7%
8,00 - 8,49	20.0%	12.1%	6.0%	11.3%	21.7%	16.1%	6.3%	6.3%	0.1%	99.8%
8,50 - 8,99	20.0%	12.1%	6.0%	11.4%	21.7%	16.1%	6.3%	6.3%	0.1%	99.9%
9,00 - 9,49	20.0%	12.1%	6.0%	11.4%	21.8%	16.1%	6.3%	6.3%	0.0%	100.0%
9,50 - 9,99	20.0%	12.1%	6.0%	11.4%	21.8%	16.1%	6.3%	6.3%	0.0%	100.0%
10,00 - 10,49	20.0%	12.1%	6.0%	11.4%	21.8%	16.1%	6.3%	6.3%	0.0%	100.0%
10,50 - 10,99	20.0%	12.1%	6.0%	11.4%	21.8%	16.1%	6.3%	6.3%	0.0%	100.0%
11,00 - 11,49	20.0%	12.1%	6.0%	11.4%	21.8%	16.1%	6.3%	6.3%	0.0%	100.0%
11,50 - 11,99	20.0%	12.1%	6.0%	11.4%	21.8%	16.1%	6.3%	6.3%	0.0%	100.0%
12,00 - 12,49	20.0%	12.1%	6.0%	11.4%	21.8%	16.1%	6.3%	6.3%	0.0%	100.0%
12,50 - 12,99	20.0%	12.1%	6.0%	11.4%	21.8%	16.1%	6.3%	6.3%	0.0%	100.0%
13,00 - 13,49	20.0%	12.1%	6.0%	11.4%	21.8%	16.1%	6.3%	6.3%	0.0%	100.0%
13,50 - 13,99	20.0%	12.1%	6.0%	11.4%	21.8%	16.1%	6.3%	6.3%	0.0%	100.0%
14,00 - 14,49	20.0%	12.1%	6.0%	11.4%	21.8%	16.1%	6.3%	6.3%	0.0%	100.0%
14,50 - 14,99	20.0%	12.1%	6.0%	11.4%	21.8%	16.1%	6.3%	6.3%	0.0%	100.0%
15,00 - 15,49	20.0%	12.1%	6.0%	11.4%	21.8%	16.1%	6.3%	6.3%	0.0%	100.0%
15,50 - 15,99	20.0%	12.1%	6.0%	11.4%	21.8%	16.1%	6.3%	6.3%	0.0%	100.0%
16,00 - 16,49	20.0%	12.1%	6.0%	11.4%	21.8%	16.1%	6.3%	6.3%	0.0%	100.0%
16,50 - 16,99	20.0%	12.1%	6.0%	11.4%	21.8%	16.1%	6.3%	6.3%	0.0%	100.0%
>= 17	20.0%	12.1%	6.0%	11.4%	21.8%	16.1%	6.3%	6.3%	0.0%	100.0%

## Des - Feb

Kennialda Hrms(m)	Sveiflutími Tp[s]																			Samtals	%	Σ%
	0	3	4	5	6	7	8	9	10	11	12	13	14	15	16	17	18	19	>20			
0,00 - 0,49	0	0	0	0	1	1	0	0	0	0	0	0	0	0	0	0	0	0	0	2	0.0%	0.0%
0,50 - 0,99	0	0	0	6	16	24	12	2	1	0	0	0	0	0	0	0	0	0	0	61	0.4%	0.4%
1,00 - 1,49	0	0	2	53	133	270	262	66	22	2	1	0	0	0	0	0	0	0	811	4.7%	5.1%	
1,50 - 1,99	0	0	0	40	295	517	684	427	86	5	4	0	0	0	0	0	0	0	2058	12.0%	17.0%	
2,00 - 2,49	0	0	0	12	256	616	815	724	220	47	7	0	1	0	0	0	0	0	2698	15.7%	32.7%	
2,50 - 2,99	0	0	0	0	112	693	830	869	387	76	8	2	0	0	0	0	0	0	2977	17.3%	50.0%	
3,00 - 3,49	0	0	0	0	21	437	794	743	531	149	12	0	0	0	0	0	0	0	2687	15.6%	65.6%	
3,50 - 3,99	0	0	0	0	0	151	670	549	369	191	32	1	0	0	0	0	0	0	1963	11.4%	77.1%	
4,00 - 4,49	0	0	0	0	0	29	373	557	294	142	34	2	0	0	0	0	0	0	1431	8.3%	85.4%	
4,50 - 4,99	0	0	0	0	0	2	151	454	226	109	51	11	0	0	0	0	0	0	1004	5.8%	91.2%	
5,00 - 5,49	0	0	0	0	0	0	24	243	191	85	21	6	0	0	0	0	0	0	570	3.3%	94.5%	
5,50 - 5,99	0	0	0	0	0	0	9	108	143	53	11	7	0	0	0	0	0	0	331	1.9%	96.4%	
6,00 - 6,49	0	0	0	0	0	0	0	39	128	51	18	4	1	0	0	0	0	0	241	1.4%	97.8%	
6,50 - 6,99	0	0	0	0	0	0	0	9	83	55	18	3	0	0	0	0	0	0	168	1.0%	98.8%	
7,00 - 7,49	0	0	0	0	0	0	0	2	31	44	15	4	2	0	0	0	0	0	98	0.6%	99.4%	
7,50 - 7,99	0	0	0	0	0	0	0	0	13	20	8	3	1	0	0	0	0	0	45	0.3%	99.7%	
8,00 - 8,49	0	0	0	0	0	0	0	0	2	15	7	1	0	0	0	0	0	0	25	0.1%	99.8%	
8,50 - 8,99	0	0	0	0	0	0	0	0	0	6	14	0	0	0	0	0	0	0	20	0.1%	99.9%	
9,00 - 9,49	0	0	0	0	0	0	0	0	0	1	5	2	0	0	0	0	0	0	8	0.0%	100.0%	
9,50 - 9,99	0	0	0	0	0	0	0	0	0	0	3	0	0	0	0	0	0	0	3	0.0%	100.0%	
10,00 - 10,49	0	0	0	0	0	0	0	0	0	0	1	0	0	0	0	0	0	0	1	0.0%	100.0%	
10,50 - 10,99	0	0	0	0	0	0	0	0	0	0	0	1	0	0	0	0	0	0	1	0.0%	100.0%	
11,00 - 11,49	0	0	0	0	0	0	0	0	0	0	0	1	0	0	0	0	0	0	1	0.0%	100.0%	
11,50 - 11,99	0	0	0	0	0	0	0	0	0	0	0	0	0	0	0	0	0	0	0	0.0%	100.0%	
12,00 - 12,49	0	0	0	0	0	0	0	0	0	0	0	0	0	0	0	0	0	0	0	0.0%	100.0%	
12,50 - 12,99	0	0	0	0	0	0	0	0	0	0	0	0	0	0	0	0	0	0	0	0.0%	100.0%	
13,00 - 13,49	0	0	0	0	0	0	0	0	0	0	0	0	0	0	0	0	0	0	0	0.0%	100.0%	
13,50 - 13,99	0	0	0	0	0	0	0	0	0	0	0	0	0	0	0	0	0	0	0	0.0%	100.0%	
14,00 - 14,49	0	0	0	0	0	0	0	0	0	0	0	0	0	0	0	0	0	0	0	0.0%	100.0%	
14,50 - 14,99	0	0	0	0	0	0	0	0	0	0	0	0	0	0	0	0	0	0	0	0.0%	100.0%	
15,00 - 15,49	0	0	0	0	0	0	0	0	0	0	0	0	0	0	0	0	0	0	0	0.0%	100.0%	
15,50 - 15,99	0	0	0	0	0	0	0	0	0	0	0	0	0	0	0	0	0	0	0	0.0%	100.0%	
16,00 - 16,49	0	0	0	0	0	0	0	0	0	0	0	0	0	0	0	0	0	0	0	0.0%	100.0%	
16,50 - 16,99	0	0	0	0	0	0	0	0	0	0	0	0	0	0	0	0	0	0	0	0.0%	100.0%	
>= 17	0	0	0	0	0	0	0	0	0	0	0	0	0	0	0	0	0	0	0	0.0%	100.0%	
<b>SAMTALS</b>	0	0	2	111	834	2740	4624	4792	2727	1051	270	48	5	0	0	0	0	0	17204	100.0%	<b>Nýting</b>	
<b>%</b>	0.0%	0.0%	0.0%	0.6%	4.8%	15.9%	26.9%	27.9%	15.9%	6.1%	1.6%	0.3%	0.0%	0.0%	0.0%	0.0%	0.0%	0.0%	100.0%		<b>99.3%</b>	



Mar - Maí

Kennialda Hrms(m)	Öldustefna								Samtals	%	Σ%
	0° 337.5-22.4	45° 22.5-67.4	90° 67.5-112.4	135° 112.5-157.4	180° 157.5-202.4	225° 202.5-247.4	270° 247.5-292.4	315° 292.5-337.4			
0,00 - 0,49	0	0	0	0	0	0	0	0	0	0.0%	0.0%
0,50 - 0,99	74	201	98	104	304	184	51	27	1043	5.9%	5.9%
1,00 - 1,49	398	660	362	428	833	582	201	163	3627	20.7%	26.6%
1,50 - 1,99	563	688	323	442	938	530	203	190	3877	22.1%	48.7%
2,00 - 2,49	613	456	219	404	698	335	152	167	3044	17.4%	66.1%
2,50 - 2,99	479	312	124	346	528	283	101	146	2319	13.2%	79.3%
3,00 - 3,49	350	144	71	166	303	189	75	109	1407	8.0%	87.3%
3,50 - 3,99	259	101	45	77	193	122	55	76	928	5.3%	92.6%
4,00 - 4,49	161	51	27	51	108	52	30	49	529	3.0%	95.6%
4,50 - 4,99	89	34	7	30	80	32	13	38	323	1.8%	97.5%
5,00 - 5,49	54	25	5	10	46	13	8	20	181	1.0%	98.5%
5,50 - 5,99	33	15	0	5	33	5	8	8	107	0.6%	99.1%
6,00 - 6,49	24	7	0	6	23	6	4	3	73	0.4%	99.5%
6,50 - 6,99	23	5	0	1	12	3	2	6	52	0.3%	99.8%
7,00 - 7,49	9	0	0	2	0	1	0	2	14	0.1%	99.9%
7,50 - 7,99	3	0	0	0	1	0	0	1	5	0.0%	99.9%
8,00 - 8,49	3	0	0	0	0	1	0	2	6	0.0%	100.0%
8,50 - 8,99	1	0	0	0	1	0	0	1	3	0.0%	100.0%
9,00 - 9,49	0	0	0	0	2	0	0	0	2	0.0%	100.0%
9,50 - 9,99	0	0	0	0	0	0	0	0	0	0.0%	100.0%
10,00 - 10,49	0	0	0	0	0	0	0	0	0	0.0%	100.0%
10,50 - 10,99	0	0	0	0	0	0	0	0	0	0.0%	100.0%
11,00 - 11,49	0	0	0	0	0	0	0	0	0	0.0%	100.0%
11,50 - 11,99	0	0	0	0	0	0	0	0	0	0.0%	100.0%
12,00 - 12,49	0	0	0	0	0	0	0	0	0	0.0%	100.0%
12,50 - 12,99	0	0	0	0	0	0	0	0	0	0.0%	100.0%
13,00 - 13,49	0	0	0	0	0	0	0	0	0	0.0%	100.0%
13,50 - 13,99	0	0	0	0	0	0	0	0	0	0.0%	100.0%
14,00 - 14,49	0	0	0	0	0	0	0	0	0	0.0%	100.0%
14,50 - 14,99	0	0	0	0	0	0	0	0	0	0.0%	100.0%
15,00 - 15,49	0	0	0	0	0	0	0	0	0	0.0%	100.0%
15,50 - 15,99	0	0	0	0	0	0	0	0	0	0.0%	100.0%
16,00 - 16,49	0	0	0	0	0	0	0	0	0	0.0%	100.0%
16,50 - 16,99	0	0	0	0	0	0	0	0	0	0.0%	100.0%
>= 17	0	0	0	0	0	0	0	0	0	0.0%	100.0%
<b>SAMTALS</b>	3136	2699	1281	2072	4103	2338	903	1008	17540	100.0%	<b>Nýting</b>
<b>%</b>	17.9%	15.4%	7.3%	11.8%	23.4%	13.3%	5.1%	5.7%	100.0%		<b>99.3%</b>

Mar - Maí

Kennialda Hrms(m)	Öldustefna								Samtals	Σ%
	0° 337.5-22.4	45° 22.5-67.4	90° 67.5-112.4	135° 112.5-157.4	180° 157.5-202.4	225° 202.5-247.4	270° 247.5-292.4	315° 292.5-337.4		
0,00 - 0,49	0.0%	0.0%	0.0%	0.0%	0.0%	0.0%	0.0%	0.0%	0.0%	0.0%
0,50 - 0,99	0.4%	1.1%	0.6%	0.6%	1.7%	1.0%	0.3%	0.2%	5.9%	5.9%
1,00 - 1,49	2.7%	4.9%	2.6%	3.0%	6.5%	4.4%	1.4%	1.1%	20.7%	26.6%
1,50 - 1,99	5.9%	8.8%	4.5%	5.6%	11.8%	7.4%	2.6%	2.2%	22.1%	48.7%
2,00 - 2,49	9.4%	11.4%	5.7%	7.9%	15.8%	9.3%	3.5%	3.1%	17.4%	66.1%
2,50 - 2,99	12.1%	13.2%	6.4%	9.8%	18.8%	10.9%	4.0%	4.0%	13.2%	79.3%
3,00 - 3,49	14.1%	14.0%	6.8%	10.8%	20.5%	12.0%	4.5%	4.6%	8.0%	87.3%
3,50 - 3,99	15.6%	14.6%	7.1%	11.2%	21.6%	12.7%	4.8%	5.0%	5.3%	92.6%
4,00 - 4,49	16.5%	14.9%	7.2%	11.5%	22.3%	13.0%	4.9%	5.3%	3.0%	95.6%
4,50 - 4,99	17.0%	15.1%	7.3%	11.7%	22.7%	13.2%	5.0%	5.5%	1.8%	97.5%
5,00 - 5,49	17.3%	15.2%	7.3%	11.7%	23.0%	13.2%	5.1%	5.6%	1.0%	98.5%
5,50 - 5,99	17.5%	15.3%	7.3%	11.8%	23.2%	13.3%	5.1%	5.7%	0.6%	99.1%
6,00 - 6,49	17.7%	15.4%	7.3%	11.8%	23.3%	13.3%	5.1%	5.7%	0.4%	99.5%
6,50 - 6,99	17.8%	15.4%	7.3%	11.8%	23.4%	13.3%	5.1%	5.7%	0.3%	99.8%
7,00 - 7,49	17.8%	15.4%	7.3%	11.8%	23.4%	13.3%	5.1%	5.7%	0.1%	99.9%
7,50 - 7,99	17.9%	15.4%	7.3%	11.8%	23.4%	13.3%	5.1%	5.7%	0.0%	99.9%
8,00 - 8,49	17.9%	15.4%	7.3%	11.8%	23.4%	13.3%	5.1%	5.7%	0.0%	100.0%
8,50 - 8,99	17.9%	15.4%	7.3%	11.8%	23.4%	13.3%	5.1%	5.7%	0.0%	100.0%
9,00 - 9,49	17.9%	15.4%	7.3%	11.8%	23.4%	13.3%	5.1%	5.7%	0.0%	100.0%
9,50 - 9,99	17.9%	15.4%	7.3%	11.8%	23.4%	13.3%	5.1%	5.7%	0.0%	100.0%
10,00 - 10,49	17.9%	15.4%	7.3%	11.8%	23.4%	13.3%	5.1%	5.7%	0.0%	100.0%
10,50 - 10,99	17.9%	15.4%	7.3%	11.8%	23.4%	13.3%	5.1%	5.7%	0.0%	100.0%
11,00 - 11,49	17.9%	15.4%	7.3%	11.8%	23.4%	13.3%	5.1%	5.7%	0.0%	100.0%
11,50 - 11,99	17.9%	15.4%	7.3%	11.8%	23.4%	13.3%	5.1%	5.7%	0.0%	100.0%
12,00 - 12,49	17.9%	15.4%	7.3%	11.8%	23.4%	13.3%	5.1%	5.7%	0.0%	100.0%
12,50 - 12,99	17.9%	15.4%	7.3%	11.8%	23.4%	13.3%	5.1%	5.7%	0.0%	100.0%
13,00 - 13,49	17.9%	15.4%	7.3%	11.8%	23.4%	13.3%	5.1%	5.7%	0.0%	100.0%
13,50 - 13,99	17.9%	15.4%	7.3%	11.8%	23.4%	13.3%	5.1%	5.7%	0.0%	100.0%
14,00 - 14,49	17.9%	15.4%	7.3%	11.8%	23.4%	13.3%	5.1%	5.7%	0.0%	100.0%
14,50 - 14,99	17.9%	15.4%	7.3%	11.8%	23.4%	13.3%	5.1%	5.7%	0.0%	100.0%
15,00 - 15,49	17.9%	15.4%	7.3%	11.8%	23.4%	13.3%	5.1%	5.7%	0.0%	100.0%
15,50 - 15,99	17.9%	15.4%	7.3%	11.8%	23.4%	13.3%	5.1%	5.7%	0.0%	100.0%
16,00 - 16,49	17.9%	15.4%	7.3%	11.8%	23.4%	13.3%	5.1%	5.7%	0.0%	100.0%
16,50 - 16,99	17.9%	15.4%	7.3%	11.8%	23.4%	13.3%	5.1%	5.7%	0.0%	100.0%
>= 17	17.9%	15.4%	7.3%	11.8%	23.4%	13.3%	5.1%	5.7%	0.0%	100.0%

## Mar - Maí

Kennialda Hrms(m)	Sveiflutími Tp[s]																			Samtals	%	Σ%					
	0	3	4	5	6	7	8	9	10	11	12	13	14	15	16	17	18	19	>20								
0,00 - 0,49	0	0	0	0	0	0	0	0	0	0	0	0	0	0	0	0	0	0	0	0	0	0	0	0	0.0%	0.0%	
0,50 - 0,99	0	0	1	106	308	364	154	71	35	4	0	0	0	0	0	0	0	0	0	0	0	0	0	1043	5.9%	5.9%	
1,00 - 1,49	0	0	21	369	898	1369	713	207	43	7	0	0	0	0	0	0	0	0	0	0	0	0	0	3627	20.7%	26.6%	
1,50 - 1,99	0	0	0	287	1025	1209	921	367	63	5	0	0	0	0	0	0	0	0	0	0	0	0	0	3877	22.1%	48.7%	
2,00 - 2,49	0	0	0	28	646	917	764	553	120	16	0	0	0	0	0	0	0	0	0	0	0	0	0	3044	17.4%	66.1%	
2,50 - 2,99	0	0	0	0	177	777	647	456	228	31	3	0	0	0	0	0	0	0	0	0	0	0	0	2319	13.2%	79.3%	
3,00 - 3,49	0	0	0	0	15	420	494	284	152	37	5	0	0	0	0	0	0	0	0	0	0	0	0	1407	8.0%	87.3%	
3,50 - 3,99	0	0	0	0	1	116	408	208	129	58	8	0	0	0	0	0	0	0	0	0	0	0	0	928	5.3%	92.6%	
4,00 - 4,49	0	0	0	0	0	12	218	168	92	36	2	1	0	0	0	0	0	0	0	0	0	0	0	529	3.0%	95.6%	
4,50 - 4,99	0	0	0	0	0	1	76	151	67	23	4	1	0	0	0	0	0	0	0	0	0	0	0	323	1.8%	97.5%	
5,00 - 5,49	0	0	0	0	0	0	12	96	47	19	4	3	0	0	0	0	0	0	0	0	0	0	0	181	1.0%	98.5%	
5,50 - 5,99	0	0	0	0	0	0	1	38	46	16	6	0	0	0	0	0	0	0	0	0	0	0	0	107	0.6%	99.1%	
6,00 - 6,49	0	0	0	0	0	0	0	11	34	27	1	0	0	0	0	0	0	0	0	0	0	0	0	73	0.4%	99.5%	
6,50 - 6,99	0	0	0	0	0	0	0	1	33	17	1	0	0	0	0	0	0	0	0	0	0	0	0	52	0.3%	99.8%	
7,00 - 7,49	0	0	0	0	0	0	0	0	3	11	0	0	0	0	0	0	0	0	0	0	0	0	0	14	0.1%	99.9%	
7,50 - 7,99	0	0	0	0	0	0	0	0	2	2	1	0	0	0	0	0	0	0	0	0	0	0	0	5	0.0%	99.9%	
8,00 - 8,49	0	0	0	0	0	0	0	0	1	4	1	0	0	0	0	0	0	0	0	0	0	0	0	6	0.0%	100.0%	
8,50 - 8,99	0	0	0	0	0	0	0	0	0	2	0	1	0	0	0	0	0	0	0	0	0	0	0	3	0.0%	100.0%	
9,00 - 9,49	0	0	0	0	0	0	0	0	0	1	1	0	0	0	0	0	0	0	0	0	0	0	0	2	0.0%	100.0%	
9,50 - 9,99	0	0	0	0	0	0	0	0	0	0	0	0	0	0	0	0	0	0	0	0	0	0	0	0	0	0.0%	100.0%
10,00 - 10,49	0	0	0	0	0	0	0	0	0	0	0	0	0	0	0	0	0	0	0	0	0	0	0	0	0	0.0%	100.0%
10,50 - 10,99	0	0	0	0	0	0	0	0	0	0	0	0	0	0	0	0	0	0	0	0	0	0	0	0	0	0.0%	100.0%
11,00 - 11,49	0	0	0	0	0	0	0	0	0	0	0	0	0	0	0	0	0	0	0	0	0	0	0	0	0	0.0%	100.0%
11,50 - 11,99	0	0	0	0	0	0	0	0	0	0	0	0	0	0	0	0	0	0	0	0	0	0	0	0	0	0.0%	100.0%
12,00 - 12,49	0	0	0	0	0	0	0	0	0	0	0	0	0	0	0	0	0	0	0	0	0	0	0	0	0	0.0%	100.0%
12,50 - 12,99	0	0	0	0	0	0	0	0	0	0	0	0	0	0	0	0	0	0	0	0	0	0	0	0	0	0.0%	100.0%
13,00 - 13,49	0	0	0	0	0	0	0	0	0	0	0	0	0	0	0	0	0	0	0	0	0	0	0	0	0	0.0%	100.0%
13,50 - 13,99	0	0	0	0	0	0	0	0	0	0	0	0	0	0	0	0	0	0	0	0	0	0	0	0	0	0.0%	100.0%
14,00 - 14,49	0	0	0	0	0	0	0	0	0	0	0	0	0	0	0	0	0	0	0	0	0	0	0	0	0	0.0%	100.0%
14,50 - 14,99	0	0	0	0	0	0	0	0	0	0	0	0	0	0	0	0	0	0	0	0	0	0	0	0	0	0.0%	100.0%
15,00 - 15,49	0	0	0	0	0	0	0	0	0	0	0	0	0	0	0	0	0	0	0	0	0	0	0	0	0	0.0%	100.0%
15,50 - 15,99	0	0	0	0	0	0	0	0	0	0	0	0	0	0	0	0	0	0	0	0	0	0	0	0	0	0.0%	100.0%
16,00 - 16,49	0	0	0	0	0	0	0	0	0	0	0	0	0	0	0	0	0	0	0	0	0	0	0	0	0	0.0%	100.0%
16,50 - 16,99	0	0	0	0	0	0	0	0	0	0	0	0	0	0	0	0	0	0	0	0	0	0	0	0	0	0.0%	100.0%
>= 17	0	0	0	0	0	0	0	0	0	0	0	0	0	0	0	0	0	0	0	0	0	0	0	0	0	0.0%	100.0%
<b>SAMTALS</b>	0	0	22	790	3070	5185	4408	2611	1095	316	37	6	0	0	0	0	0	0	0	0	0	0	0	17540	100.0%	<b>Nýting</b>	
<b>%</b>	0.0%	0.0%	0.1%	4.5%	17.5%	29.6%	25.1%	14.9%	6.2%	1.8%	0.2%	0.0%	0.0%	0.0%	0.0%	0.0%	0.0%	0.0%	0.0%	0.0%	0.0%	0.0%	0.0%	100.0%		<b>99.3%</b>	

## Jún - Ágú

Kennialda Hrms(m)	Öldustefna								Samtals	%	Σ%
	0° 337.5-22.4	45° 22.5-67.4	90° 67.5-112.4	135° 112.5-157.4	180° 157.5-202.4	225° 202.5-247.4	270° 247.5-292.4	315° 292.5-337.4			
0,00 - 0,49	0	0	2	3	1	7	0	0	13	0.1%	0.1%
0,50 - 0,99	284	456	334	324	993	813	273	149	3626	21.0%	21.0%
1,00 - 1,49	669	928	516	653	2174	1336	498	326	7100	41.0%	62.1%
1,50 - 1,99	487	502	296	385	1308	504	223	295	4000	23.1%	85.2%
2,00 - 2,49	218	188	136	209	532	154	92	126	1655	9.6%	94.8%
2,50 - 2,99	69	67	49	53	170	62	31	58	559	3.2%	98.0%
3,00 - 3,49	32	21	13	17	79	34	10	20	226	1.3%	99.3%
3,50 - 3,99	11	7	3	3	24	7	7	12	74	0.4%	99.8%
4,00 - 4,49	8	2	1	0	10	6	0	5	32	0.2%	99.9%
4,50 - 4,99	1	1	0	1	0	1	1	4	9	0.1%	100.0%
5,00 - 5,49	0	1	0	1	0	0	0	0	2	0.0%	100.0%
5,50 - 5,99	0	0	0	0	0	0	0	0	0	0.0%	100.0%
6,00 - 6,49	0	0	0	0	0	0	0	0	0	0.0%	100.0%
6,50 - 6,99	0	0	0	0	0	0	0	0	0	0.0%	100.0%
7,00 - 7,49	0	0	0	0	0	0	0	0	0	0.0%	100.0%
7,50 - 7,99	0	0	0	0	0	0	0	0	0	0.0%	100.0%
8,00 - 8,49	0	0	0	0	0	0	0	0	0	0.0%	100.0%
8,50 - 8,99	0	0	0	0	0	0	0	0	0	0.0%	100.0%
9,00 - 9,49	0	0	0	0	0	0	0	0	0	0.0%	100.0%
9,50 - 9,99	0	0	0	0	0	0	0	0	0	0.0%	100.0%
10,00 - 10,49	0	0	0	0	0	0	0	0	0	0.0%	100.0%
10,50 - 10,99	0	0	0	0	0	0	0	0	0	0.0%	100.0%
11,00 - 11,49	0	0	0	0	0	0	0	0	0	0.0%	100.0%
11,50 - 11,99	0	0	0	0	0	0	0	0	0	0.0%	100.0%
12,00 - 12,49	0	0	0	0	0	0	0	0	0	0.0%	100.0%
12,50 - 12,99	0	0	0	0	0	0	0	0	0	0.0%	100.0%
13,00 - 13,49	0	0	0	0	0	0	0	0	0	0.0%	100.0%
13,50 - 13,99	0	0	0	0	0	0	0	0	0	0.0%	100.0%
14,00 - 14,49	0	0	0	0	0	0	0	0	0	0.0%	100.0%
14,50 - 14,99	0	0	0	0	0	0	0	0	0	0.0%	100.0%
15,00 - 15,49	0	0	0	0	0	0	0	0	0	0.0%	100.0%
15,50 - 15,99	0	0	0	0	0	0	0	0	0	0.0%	100.0%
16,00 - 16,49	0	0	0	0	0	0	0	0	0	0.0%	100.0%
16,50 - 16,99	0	0	0	0	0	0	0	0	0	0.0%	100.0%
>= 17	0	0	0	0	0	0	0	0	0	0.0%	100.0%
<b>SAMTALS</b>	1779	2173	1350	1649	5291	2924	1135	995	17296	100.0%	<b>Nýting</b>
<b>%</b>	10.3%	12.6%	7.8%	9.5%	30.6%	16.9%	6.6%	5.8%	100.0%		<b>97.9%</b>

## Jún - Ágú

Kennialda Hrms(m)	Öldustefna								Samtals	Σ%
	0° 337.5-22.4	45° 22.5-67.4	90° 67.5-112.4	135° 112.5-157.4	180° 157.5-202.4	225° 202.5-247.4	270° 247.5-292.4	315° 292.5-337.4		
0,00 - 0,49	0.0%	0.0%	0.0%	0.0%	0.0%	0.0%	0.0%	0.0%	0.1%	0.1%
0,50 - 0,99	1.6%	2.6%	1.9%	1.9%	5.7%	4.7%	1.6%	0.9%	21.0%	21.0%
1,00 - 1,49	5.5%	8.0%	4.9%	5.7%	18.3%	12.5%	4.5%	2.7%	41.0%	62.1%
1,50 - 1,99	8.3%	10.9%	6.6%	7.9%	25.9%	15.4%	5.7%	4.5%	23.1%	85.2%
2,00 - 2,49	9.6%	12.0%	7.4%	9.1%	29.0%	16.3%	6.3%	5.2%	9.6%	94.8%
2,50 - 2,99	10.0%	12.4%	7.7%	9.4%	29.9%	16.6%	6.5%	5.5%	3.2%	98.0%
3,00 - 3,49	10.2%	12.5%	7.8%	9.5%	30.4%	16.8%	6.5%	5.6%	1.3%	99.3%
3,50 - 3,99	10.2%	12.5%	7.8%	9.5%	30.5%	16.9%	6.6%	5.7%	0.4%	99.8%
4,00 - 4,49	10.3%	12.6%	7.8%	9.5%	30.6%	16.9%	6.6%	5.7%	0.2%	99.9%
4,50 - 4,99	10.3%	12.6%	7.8%	9.5%	30.6%	16.9%	6.6%	5.8%	0.1%	100.0%
5,00 - 5,49	10.3%	12.6%	7.8%	9.5%	30.6%	16.9%	6.6%	5.8%	0.0%	100.0%
5,50 - 5,99	10.3%	12.6%	7.8%	9.5%	30.6%	16.9%	6.6%	5.8%	0.0%	100.0%
6,00 - 6,49	10.3%	12.6%	7.8%	9.5%	30.6%	16.9%	6.6%	5.8%	0.0%	100.0%
6,50 - 6,99	10.3%	12.6%	7.8%	9.5%	30.6%	16.9%	6.6%	5.8%	0.0%	100.0%
7,00 - 7,49	10.3%	12.6%	7.8%	9.5%	30.6%	16.9%	6.6%	5.8%	0.0%	100.0%
7,50 - 7,99	10.3%	12.6%	7.8%	9.5%	30.6%	16.9%	6.6%	5.8%	0.0%	100.0%
8,00 - 8,49	10.3%	12.6%	7.8%	9.5%	30.6%	16.9%	6.6%	5.8%	0.0%	100.0%
8,50 - 8,99	10.3%	12.6%	7.8%	9.5%	30.6%	16.9%	6.6%	5.8%	0.0%	100.0%
9,00 - 9,49	10.3%	12.6%	7.8%	9.5%	30.6%	16.9%	6.6%	5.8%	0.0%	100.0%
9,50 - 9,99	10.3%	12.6%	7.8%	9.5%	30.6%	16.9%	6.6%	5.8%	0.0%	100.0%
10,00 - 10,49	10.3%	12.6%	7.8%	9.5%	30.6%	16.9%	6.6%	5.8%	0.0%	100.0%
10,50 - 10,99	10.3%	12.6%	7.8%	9.5%	30.6%	16.9%	6.6%	5.8%	0.0%	100.0%
11,00 - 11,49	10.3%	12.6%	7.8%	9.5%	30.6%	16.9%	6.6%	5.8%	0.0%	100.0%
11,50 - 11,99	10.3%	12.6%	7.8%	9.5%	30.6%	16.9%	6.6%	5.8%	0.0%	100.0%
12,00 - 12,49	10.3%	12.6%	7.8%	9.5%	30.6%	16.9%	6.6%	5.8%	0.0%	100.0%
12,50 - 12,99	10.3%	12.6%	7.8%	9.5%	30.6%	16.9%	6.6%	5.8%	0.0%	100.0%
13,00 - 13,49	10.3%	12.6%	7.8%	9.5%	30.6%	16.9%	6.6%	5.8%	0.0%	100.0%
13,50 - 13,99	10.3%	12.6%	7.8%	9.5%	30.6%	16.9%	6.6%	5.8%	0.0%	100.0%
14,00 - 14,49	10.3%	12.6%	7.8%	9.5%	30.6%	16.9%	6.6%	5.8%	0.0%	100.0%
14,50 - 14,99	10.3%	12.6%	7.8%	9.5%	30.6%	16.9%	6.6%	5.8%	0.0%	100.0%
15,00 - 15,49	10.3%	12.6%	7.8%	9.5%	30.6%	16.9%	6.6%	5.8%	0.0%	100.0%
15,50 - 15,99	10.3%	12.6%	7.8%	9.5%	30.6%	16.9%	6.6%	5.8%	0.0%	100.0%
16,00 - 16,49	10.3%	12.6%	7.8%	9.5%	30.6%	16.9%	6.6%	5.8%	0.0%	100.0%
16,50 - 16,99	10.3%	12.6%	7.8%	9.5%	30.6%	16.9%	6.6%	5.8%	0.0%	100.0%
>= 17	10.3%	12.6%	7.8%	9.5%	30.6%	16.9%	6.6%	5.8%	0.0%	100.0%

## Jún - Ágú

Kennialda Hrms(m)	Sveiflutími Tp[s]																			Samtals	%	Σ%
	0	3	4	5	6	7	8	9	10	11	12	13	14	15	16	17	18	19	>20			
0,00 - 0,49	0	0	0	1	5	6	1	0	0	0	0	0	0	0	0	0	0	0	0	13	0.1%	0.1%
0,50 - 0,99	0	1	67	621	1482	979	363	71	33	9	0	0	0	0	0	0	0	0	0	3626	21.0%	21.0%
1,00 - 1,49	0	0	80	1241	2286	2305	974	155	34	22	3	0	0	0	0	0	0	0	0	7100	41.0%	62.1%
1,50 - 1,99	0	0	0	497	1612	1193	550	117	21	10	0	0	0	0	0	0	0	0	0	4000	23.1%	85.2%
2,00 - 2,49	0	0	0	31	674	574	272	93	10	1	0	0	0	0	0	0	0	0	0	1655	9.6%	94.8%
2,50 - 2,99	0	0	0	1	114	282	118	41	3	0	0	0	0	0	0	0	0	0	0	559	3.2%	98.0%
3,00 - 3,49	0	0	0	0	4	119	75	15	13	0	0	0	0	0	0	0	0	0	0	226	1.3%	99.3%
3,50 - 3,99	0	0	0	0	0	15	43	11	4	1	0	0	0	0	0	0	0	0	0	74	0.4%	99.8%
4,00 - 4,49	0	0	0	0	0	1	22	8	1	0	0	0	0	0	0	0	0	0	0	32	0.2%	99.9%
4,50 - 4,99	0	0	0	0	0	0	6	3	0	0	0	0	0	0	0	0	0	0	0	9	0.1%	100.0%
5,00 - 5,49	0	0	0	0	0	0	0	1	1	0	0	0	0	0	0	0	0	0	0	2	0.0%	100.0%
5,50 - 5,99	0	0	0	0	0	0	0	0	0	0	0	0	0	0	0	0	0	0	0	0	0.0%	100.0%
6,00 - 6,49	0	0	0	0	0	0	0	0	0	0	0	0	0	0	0	0	0	0	0	0	0.0%	100.0%
6,50 - 6,99	0	0	0	0	0	0	0	0	0	0	0	0	0	0	0	0	0	0	0	0	0.0%	100.0%
7,00 - 7,49	0	0	0	0	0	0	0	0	0	0	0	0	0	0	0	0	0	0	0	0	0.0%	100.0%
7,50 - 7,99	0	0	0	0	0	0	0	0	0	0	0	0	0	0	0	0	0	0	0	0	0.0%	100.0%
8,00 - 8,49	0	0	0	0	0	0	0	0	0	0	0	0	0	0	0	0	0	0	0	0	0.0%	100.0%
8,50 - 8,99	0	0	0	0	0	0	0	0	0	0	0	0	0	0	0	0	0	0	0	0	0.0%	100.0%
9,00 - 9,49	0	0	0	0	0	0	0	0	0	0	0	0	0	0	0	0	0	0	0	0	0.0%	100.0%
9,50 - 9,99	0	0	0	0	0	0	0	0	0	0	0	0	0	0	0	0	0	0	0	0	0.0%	100.0%
10,00 - 10,49	0	0	0	0	0	0	0	0	0	0	0	0	0	0	0	0	0	0	0	0	0.0%	100.0%
10,50 - 10,99	0	0	0	0	0	0	0	0	0	0	0	0	0	0	0	0	0	0	0	0	0.0%	100.0%
11,00 - 11,49	0	0	0	0	0	0	0	0	0	0	0	0	0	0	0	0	0	0	0	0	0.0%	100.0%
11,50 - 11,99	0	0	0	0	0	0	0	0	0	0	0	0	0	0	0	0	0	0	0	0	0.0%	100.0%
12,00 - 12,49	0	0	0	0	0	0	0	0	0	0	0	0	0	0	0	0	0	0	0	0	0.0%	100.0%
12,50 - 12,99	0	0	0	0	0	0	0	0	0	0	0	0	0	0	0	0	0	0	0	0	0.0%	100.0%
13,00 - 13,49	0	0	0	0	0	0	0	0	0	0	0	0	0	0	0	0	0	0	0	0	0.0%	100.0%
13,50 - 13,99	0	0	0	0	0	0	0	0	0	0	0	0	0	0	0	0	0	0	0	0	0.0%	100.0%
14,00 - 14,49	0	0	0	0	0	0	0	0	0	0	0	0	0	0	0	0	0	0	0	0	0.0%	100.0%
14,50 - 14,99	0	0	0	0	0	0	0	0	0	0	0	0	0	0	0	0	0	0	0	0	0.0%	100.0%
15,00 - 15,49	0	0	0	0	0	0	0	0	0	0	0	0	0	0	0	0	0	0	0	0	0.0%	100.0%
15,50 - 15,99	0	0	0	0	0	0	0	0	0	0	0	0	0	0	0	0	0	0	0	0	0.0%	100.0%
16,00 - 16,49	0	0	0	0	0	0	0	0	0	0	0	0	0	0	0	0	0	0	0	0	0.0%	100.0%
16,50 - 16,99	0	0	0	0	0	0	0	0	0	0	0	0	0	0	0	0	0	0	0	0	0.0%	100.0%
>= 17	0	0	0	0	0	0	0	0	0	0	0	0	0	0	0	0	0	0	0	0	0.0%	100.0%
<b>SAMTALS</b>	0	1	147	2392	6177	5474	2424	515	120	43	3	0	0	0	0	0	0	0	0	17296	100.0%	<b>Nýting</b>
<b>%</b>	0.0%	0.0%	0.8%	####	35.7%	31.6%	14.0%	3.0%	0.7%	0.2%	0.0%	0.0%	0.0%	0.0%	0.0%	0.0%	0.0%	0.0%	0.0%	100.0%		<b>97.9%</b>

Sep - Nóv

Kennialda Hrms(m)	Öldustefna								Samtals	%	Σ%
	0° 337.5-22.4	45° 22.5-67.4	90° 67.5-112.4	135° 112.5-157.4	180° 157.5-202.4	225° 202.5-247.4	270° 247.5-292.4	315° 292.5-337.4			
0,00 - 0,49	0	0	0	3	9	0	0	0	12	0.1%	0.1%
0,50 - 0,99	55	58	46	52	82	49	27	16	385	2.3%	2.3%
1,00 - 1,49	352	395	214	201	530	385	182	139	2398	14.0%	16.3%
1,50 - 1,99	515	521	240	372	826	480	283	228	3465	20.3%	36.6%
2,00 - 2,49	648	507	281	398	760	485	245	240	3564	20.8%	57.4%
2,50 - 2,99	521	323	227	320	569	335	149	175	2619	15.3%	72.7%
3,00 - 3,49	399	268	141	238	377	220	99	149	1891	11.1%	83.8%
3,50 - 3,99	268	147	63	121	214	117	64	118	1112	6.5%	90.3%
4,00 - 4,49	211	68	37	52	125	60	44	69	666	3.9%	94.2%
4,50 - 4,99	121	68	28	27	68	29	28	41	410	2.4%	96.6%
5,00 - 5,49	73	40	13	12	41	19	8	15	221	1.3%	97.9%
5,50 - 5,99	58	12	6	13	34	10	6	23	162	0.9%	98.8%
6,00 - 6,49	29	10	10	5	15	2	3	10	84	0.5%	99.3%
6,50 - 6,99	9	2	5	3	8	5	0	11	43	0.3%	99.6%
7,00 - 7,49	15	3	2	3	4	3	2	4	36	0.2%	99.8%
7,50 - 7,99	7	1	1	0	4	1	0	3	17	0.1%	99.9%
8,00 - 8,49	2	1	0	0	1	1	0	1	6	0.0%	99.9%
8,50 - 8,99	2	0	0	1	0	1	0	1	5	0.0%	99.9%
9,00 - 9,49	7	0	0	0	1	0	2	1	11	0.1%	100.0%
9,50 - 9,99	1	0	0	0	0	0	0	0	1	0.0%	100.0%
10,00 - 10,49	0	0	0	0	0	0	0	0	0	0.0%	100.0%
10,50 - 10,99	0	0	0	0	0	0	0	0	0	0.0%	100.0%
11,00 - 11,49	0	0	0	0	0	0	0	0	0	0.0%	100.0%
11,50 - 11,99	0	0	0	0	0	0	0	0	0	0.0%	100.0%
12,00 - 12,49	0	0	0	0	0	0	0	0	0	0.0%	100.0%
12,50 - 12,99	0	0	0	0	0	0	0	0	0	0.0%	100.0%
13,00 - 13,49	0	0	0	0	0	0	0	0	0	0.0%	100.0%
13,50 - 13,99	0	0	0	0	0	0	0	0	0	0.0%	100.0%
14,00 - 14,49	0	0	0	0	0	0	0	0	0	0.0%	100.0%
14,50 - 14,99	0	0	0	0	0	0	0	0	0	0.0%	100.0%
15,00 - 15,49	0	0	0	0	0	0	0	0	0	0.0%	100.0%
15,50 - 15,99	0	0	0	0	0	0	0	0	0	0.0%	100.0%
16,00 - 16,49	0	0	0	0	0	0	0	0	0	0.0%	100.0%
16,50 - 16,99	0	0	0	0	0	0	0	0	0	0.0%	100.0%
>= 17	0	0	0	0	0	0	0	0	0	0.0%	100.0%
<b>SAMTALS</b>	3293	2424	1314	1821	3668	2202	1142	1244	17108	100.0%	<b>Nýting</b>
<b>%</b>	19.2%	14.2%	7.7%	10.6%	21.4%	12.9%	6.7%	7.3%	100.0%		<b>97.9%</b>

Sep - Nóv

Kennialda Hrms(m)	Öldustefna								Samtals	Σ%
	0° 337.5-22.4	45° 22.5-67.4	90° 67.5-112.4	135° 112.5-157.4	180° 157.5-202.4	225° 202.5-247.4	270° 247.5-292.4	315° 292.5-337.4		
0,00 - 0,49	0.0%	0.0%	0.0%	0.0%	0.1%	0.0%	0.0%	0.0%	0.1%	0.1%
0,50 - 0,99	0.3%	0.3%	0.3%	0.3%	0.5%	0.3%	0.2%	0.1%	2.3%	2.3%
1,00 - 1,49	2.4%	2.6%	1.5%	1.5%	3.6%	2.5%	1.2%	0.9%	14.0%	16.3%
1,50 - 1,99	5.4%	5.7%	2.9%	3.7%	8.5%	5.3%	2.9%	2.2%	20.3%	36.6%
2,00 - 2,49	9.2%	8.7%	4.6%	6.0%	12.9%	8.2%	4.3%	3.6%	20.8%	57.4%
2,50 - 2,99	12.2%	10.5%	5.9%	7.9%	16.2%	10.1%	5.2%	4.7%	15.3%	72.7%
3,00 - 3,49	14.6%	12.1%	6.7%	9.3%	18.4%	11.4%	5.8%	5.5%	11.1%	83.8%
3,50 - 3,99	16.1%	13.0%	7.1%	10.0%	19.7%	12.1%	6.1%	6.2%	6.5%	90.3%
4,00 - 4,49	17.4%	13.4%	7.3%	10.3%	20.4%	12.5%	6.4%	6.6%	3.9%	94.2%
4,50 - 4,99	18.1%	13.8%	7.5%	10.4%	20.8%	12.6%	6.6%	6.9%	2.4%	96.6%
5,00 - 5,49	18.5%	14.0%	7.5%	10.5%	21.0%	12.7%	6.6%	7.0%	1.3%	97.9%
5,50 - 5,99	18.8%	14.1%	7.6%	10.6%	21.2%	12.8%	6.6%	7.1%	0.9%	98.8%
6,00 - 6,49	19.0%	14.1%	7.6%	10.6%	21.3%	12.8%	6.7%	7.1%	0.5%	99.3%
6,50 - 6,99	19.0%	14.1%	7.7%	10.6%	21.4%	12.8%	6.7%	7.2%	0.3%	99.6%
7,00 - 7,49	19.1%	14.2%	7.7%	10.6%	21.4%	12.9%	6.7%	7.2%	0.2%	99.8%
7,50 - 7,99	19.2%	14.2%	7.7%	10.6%	21.4%	12.9%	6.7%	7.3%	0.1%	99.9%
8,00 - 8,49	19.2%	14.2%	7.7%	10.6%	21.4%	12.9%	6.7%	7.3%	0.0%	99.9%
8,50 - 8,99	19.2%	14.2%	7.7%	10.6%	21.4%	12.9%	6.7%	7.3%	0.0%	99.9%
9,00 - 9,49	19.2%	14.2%	7.7%	10.6%	21.4%	12.9%	6.7%	7.3%	0.1%	100.0%
9,50 - 9,99	19.2%	14.2%	7.7%	10.6%	21.4%	12.9%	6.7%	7.3%	0.0%	100.0%
10,00 - 10,49	19.2%	14.2%	7.7%	10.6%	21.4%	12.9%	6.7%	7.3%	0.0%	100.0%
10,50 - 10,99	19.2%	14.2%	7.7%	10.6%	21.4%	12.9%	6.7%	7.3%	0.0%	100.0%
11,00 - 11,49	19.2%	14.2%	7.7%	10.6%	21.4%	12.9%	6.7%	7.3%	0.0%	100.0%
11,50 - 11,99	19.2%	14.2%	7.7%	10.6%	21.4%	12.9%	6.7%	7.3%	0.0%	100.0%
12,00 - 12,49	19.2%	14.2%	7.7%	10.6%	21.4%	12.9%	6.7%	7.3%	0.0%	100.0%
12,50 - 12,99	19.2%	14.2%	7.7%	10.6%	21.4%	12.9%	6.7%	7.3%	0.0%	100.0%
13,00 - 13,49	19.2%	14.2%	7.7%	10.6%	21.4%	12.9%	6.7%	7.3%	0.0%	100.0%
13,50 - 13,99	19.2%	14.2%	7.7%	10.6%	21.4%	12.9%	6.7%	7.3%	0.0%	100.0%
14,00 - 14,49	19.2%	14.2%	7.7%	10.6%	21.4%	12.9%	6.7%	7.3%	0.0%	100.0%
14,50 - 14,99	19.2%	14.2%	7.7%	10.6%	21.4%	12.9%	6.7%	7.3%	0.0%	100.0%
15,00 - 15,49	19.2%	14.2%	7.7%	10.6%	21.4%	12.9%	6.7%	7.3%	0.0%	100.0%
15,50 - 15,99	19.2%	14.2%	7.7%	10.6%	21.4%	12.9%	6.7%	7.3%	0.0%	100.0%
16,00 - 16,49	19.2%	14.2%	7.7%	10.6%	21.4%	12.9%	6.7%	7.3%	0.0%	100.0%
16,50 - 16,99	19.2%	14.2%	7.7%	10.6%	21.4%	12.9%	6.7%	7.3%	0.0%	100.0%
>= 17	19.2%	14.2%	7.7%	10.6%	21.4%	12.9%	6.7%	7.3%	0.0%	100.0%



## Sep - Nóv

Kennialda Hrms(m)	Sveiflutími Tp[s]																			Samtals	%	Σ%
	0	3	4	5	6	7	8	9	10	11	12	13	14	15	16	17	18	19	>20			
0,00 - 0,49	0	0	0	0	5	7	0	0	0	0	0	0	0	0	0	0	0	0	0	12	0.1%	0.1%
0,50 - 0,99	0	0	4	49	201	118	11	2	0	0	0	0	0	0	0	0	0	0	0	385	2.3%	2.3%
1,00 - 1,49	0	0	11	272	686	957	392	61	18	1	0	0	0	0	0	0	0	0	0	2398	14.0%	16.3%
1,50 - 1,99	0	0	0	188	796	1066	1038	338	34	2	3	0	0	0	0	0	0	0	0	3465	20.3%	36.6%
2,00 - 2,49	0	0	0	25	596	1108	1101	636	88	10	0	0	0	0	0	0	0	0	0	3564	20.8%	57.4%
2,50 - 2,99	0	0	0	0	184	867	755	624	170	19	0	0	0	0	0	0	0	0	0	2619	15.3%	72.7%
3,00 - 3,49	0	0	0	0	15	482	666	448	237	41	2	0	0	0	0	0	0	0	0	1891	11.1%	83.8%
3,50 - 3,99	0	0	0	0	1	133	491	288	154	40	5	0	0	0	0	0	0	0	0	1112	6.5%	90.3%
4,00 - 4,49	0	0	0	0	0	18	255	246	103	39	5	0	0	0	0	0	0	0	0	666	3.9%	94.2%
4,50 - 4,99	0	0	0	0	0	2	92	199	79	34	4	0	0	0	0	0	0	0	0	410	2.4%	96.6%
5,00 - 5,49	0	0	0	0	0	0	18	103	60	33	7	0	0	0	0	0	0	0	0	221	1.3%	97.9%
5,50 - 5,99	0	0	0	0	0	0	1	50	77	25	8	1	0	0	0	0	0	0	0	162	0.9%	98.8%
6,00 - 6,49	0	0	0	0	0	0	0	16	45	21	2	0	0	0	0	0	0	0	0	84	0.5%	99.3%
6,50 - 6,99	0	0	0	0	0	0	0	2	23	15	2	1	0	0	0	0	0	0	0	43	0.3%	99.6%
7,00 - 7,49	0	0	0	0	0	0	0	0	14	16	3	1	2	0	0	0	0	0	0	36	0.2%	99.8%
7,50 - 7,99	0	0	0	0	0	0	0	0	6	6	4	0	1	0	0	0	0	0	0	17	0.1%	99.9%
8,00 - 8,49	0	0	0	0	0	0	0	0	1	4	1	0	0	0	0	0	0	0	0	6	0.0%	99.9%
8,50 - 8,99	0	0	0	0	0	0	0	0	0	4	1	0	0	0	0	0	0	0	0	5	0.0%	99.9%
9,00 - 9,49	0	0	0	0	0	0	0	0	0	4	7	0	0	0	0	0	0	0	0	11	0.1%	100.0%
9,50 - 9,99	0	0	0	0	0	0	0	0	0	0	1	0	0	0	0	0	0	0	0	1	0.0%	100.0%
10,00 - 10,49	0	0	0	0	0	0	0	0	0	0	0	0	0	0	0	0	0	0	0	0	0.0%	100.0%
10,50 - 10,99	0	0	0	0	0	0	0	0	0	0	0	0	0	0	0	0	0	0	0	0	0.0%	100.0%
11,00 - 11,49	0	0	0	0	0	0	0	0	0	0	0	0	0	0	0	0	0	0	0	0	0.0%	100.0%
11,50 - 11,99	0	0	0	0	0	0	0	0	0	0	0	0	0	0	0	0	0	0	0	0	0.0%	100.0%
12,00 - 12,49	0	0	0	0	0	0	0	0	0	0	0	0	0	0	0	0	0	0	0	0	0.0%	100.0%
12,50 - 12,99	0	0	0	0	0	0	0	0	0	0	0	0	0	0	0	0	0	0	0	0	0.0%	100.0%
13,00 - 13,49	0	0	0	0	0	0	0	0	0	0	0	0	0	0	0	0	0	0	0	0	0.0%	100.0%
13,50 - 13,99	0	0	0	0	0	0	0	0	0	0	0	0	0	0	0	0	0	0	0	0	0.0%	100.0%
14,00 - 14,49	0	0	0	0	0	0	0	0	0	0	0	0	0	0	0	0	0	0	0	0	0.0%	100.0%
14,50 - 14,99	0	0	0	0	0	0	0	0	0	0	0	0	0	0	0	0	0	0	0	0	0.0%	100.0%
15,00 - 15,49	0	0	0	0	0	0	0	0	0	0	0	0	0	0	0	0	0	0	0	0	0.0%	100.0%
15,50 - 15,99	0	0	0	0	0	0	0	0	0	0	0	0	0	0	0	0	0	0	0	0	0.0%	100.0%
16,00 - 16,49	0	0	0	0	0	0	0	0	0	0	0	0	0	0	0	0	0	0	0	0	0.0%	100.0%
16,50 - 16,99	0	0	0	0	0	0	0	0	0	0	0	0	0	0	0	0	0	0	0	0	0.0%	100.0%
>= 17	0	0	0	0	0	0	0	0	0	0	0	0	0	0	0	0	0	0	0	0	0.0%	100.0%
<b>SAMTALS</b>	0	0	15	534	2484	4758	4820	3013	1109	314	55	3	3	0	0	0	0	0	0	17108	100.0%	<b>Nýting</b>
<b>%</b>	0.0%	0.0%	0.1%	3.1%	14.5%	27.8%	28.2%	17.6%	6.5%	1.8%	0.3%	0.0%	0.0%	0.0%	0.0%	0.0%	0.0%	0.0%	0.0%	100.0%		<b>97.9%</b>

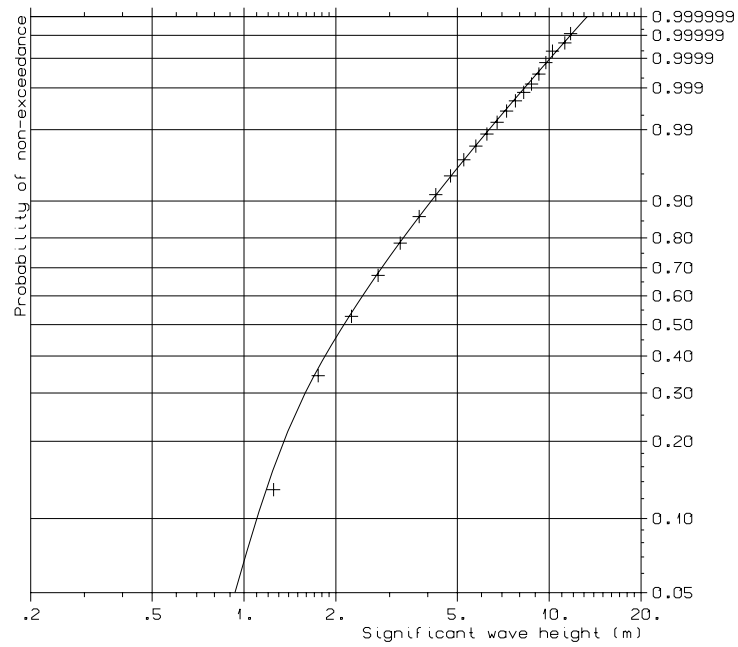
## Viðauki III c

Staðsetning: 67,5°N, 7,5°V

- Líkindadreifing öldu
  - Tíðni / endurkomutími eftir árstíðum
  - Tíðni / endurkomutími eftir stefnum og árstíðum
  
- Talningar
  - Talning eftir mánuðum og árstíðum fyrir
    - Öldustefnur
    - Sveiflutíma

67,5°N 7,5°V  
Jan - Des

Tíðni (% af tíma)	Endur- komutími (ár)	0°	45°	90°	135°	180°	225°	270°	315°	Samtals
Weibull 3 par										
60%	1 ár	-	-	-	-	-	-	-	-	2.4
70%		-	-	-	-	-	-	-	-	2.8
80%		-	-	-	-	-	-	-	-	3.3
90%		-	-	-	-	2.3	-	-	-	4.1
95%		3.2	2.3	-	-	3.1	2.9	-	-	4.8
98%		4.3	3.3	2.5	3.3	4.1	3.9	2.7	3.2	5.7
99%		5.1	4.1	3.3	4.0	4.8	4.6	3.6	4.1	6.4
		8.2	7.0	6.1	7.1	7.8	7.6	7.0	7.6	9.1
Weibull 5m þröskuldsgildi										
	1 ár	8.2	6.9	6.2	7.2	7.6	7.6	7.1	7.6	9.0
	5 ár	9.6	8.0	7.3	8.4	8.6	8.7	8.5	9.0	10.1
	10 ár	10.1	8.4	7.7	8.9	9.0	9.1	9.0	9.6	10.6
	25 ár	10.8	8.9	8.3	9.6	9.5	9.7	9.8	10.4	11.2
	50 ár	11.4	9.3	8.7	10.0	9.9	10.1	10.3	11.0	11.7
	100 ár	11.9	9.7	9.1	10.5	10.3	10.5	10.9	11.5	12.1
		16.3%	12.4%	6.3%	9.2%	23.2%	18.7%	6.9%	6.9%	100.0%



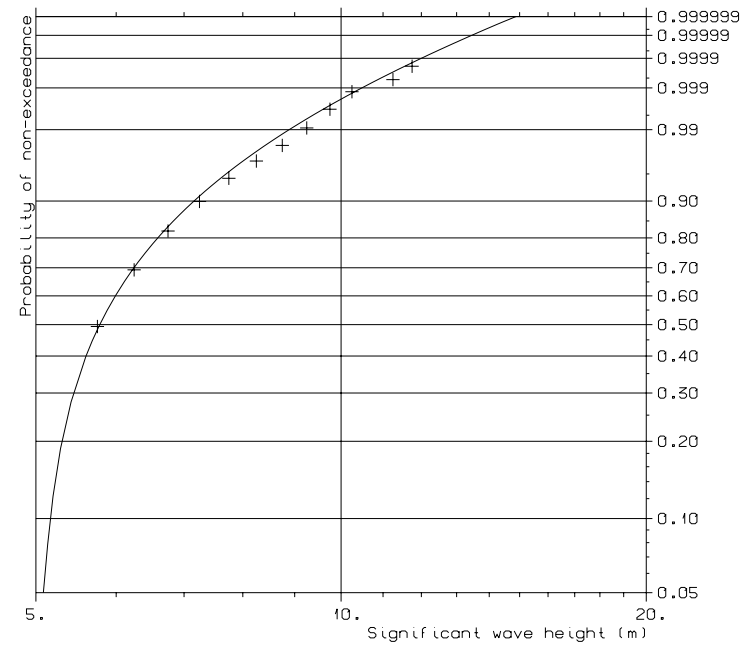
MODEL DISTRIBUTION:	
WEIBULL parameters:	
Shape	1.362
Scale	1.832
Location	0.727
Estimated using: Method of Moments	

ESTIMATED EXTREMES:	
"RETURN" PERIOD	VALUE
- years -	- m -
0.0	3.3
0.0	4.1
0.0	5.7
1.0	9.1
Duration of exceedance: 3.0 hours	

OBSERVED DISTRIBUTION:	
Mean value	2.40
Std. deviation	1.25
Skewness	1.25

GENERAL INFORMATION:	
No. of data	: 69148
No. of indep. data:	11525

Pkt no. 1, 67.5 N 7.5 V Spagogn fra ECMWF ERA 40 1958-2005 Jan-Des Samtals	FIGURE 201.45
--	------------------



MODEL DISTRIBUTION:	
WEIBULL parameters:	
Shape	1.180
Scale	1.065
Location	5.000
Limit at	5.000
Estimated using: Max. Likelihood Method	

ESTIMATED EXTREMES:	
"RETURN" PERIOD	VALUE
- years -	- m -
1.0	9.0
5.0	10.1
25.	11.2
100.	12.1
Duration of exceedance: 3.0 hours	

OBSERVED DISTRIBUTION:	
Mean value	6.00
Std. deviation	0.91
Skewness	1.64

GENERAL INFORMATION:	
No. of data	: 2762
No. of indep. data:	460
Distrib. weight	: 3.99 %

Pkt no. 1, 67.5 N 7.5 V Spagogn fra ECMWF ERA 40 1958-2005 Jan-Des Samtals	FIGURE 201.45
--	------------------





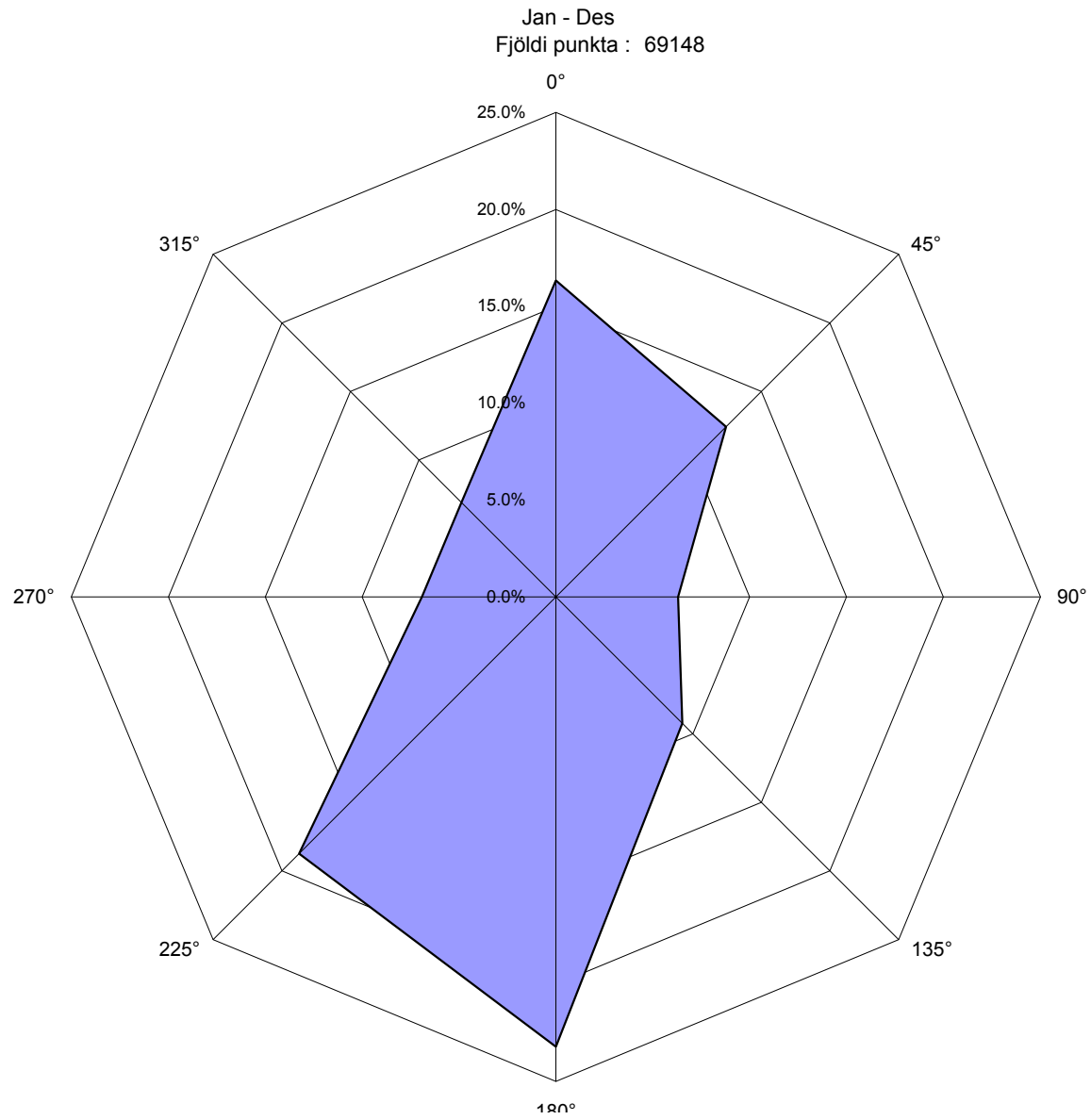
Jan - Des

Kennialda Hrms(m)	Öldustefna								Samtals	%	Σ%
	0° 337.5-22.4	45° 22.5-67.4	90° 67.5-112.4	135° 112.5-157.4	180° 157.5-202.4	225° 202.5-247.4	270° 247.5-292.4	315° 292.5-337.4			
0,00 - 0,49	0	0	0	4	14	7	0	0	25	0.0%	0.0%
0,50 - 0,99	346	583	374	355	1130	1122	343	215	4468	6.5%	6.5%
1,00 - 1,49	1501	1891	979	1136	3381	2931	1007	719	13545	19.6%	26.1%
1,50 - 1,99	1947	1869	897	1153	3296	2370	972	875	13379	19.3%	45.4%
2,00 - 2,49	1913	1404	709	1086	2528	1822	804	764	11030	16.0%	61.4%
2,50 - 2,99	1675	931	515	914	1913	1524	544	584	8600	12.4%	73.8%
3,00 - 3,49	1241	722	372	687	1384	1129	391	515	6441	9.3%	83.1%
3,50 - 3,99	934	483	223	403	841	792	250	373	4299	6.2%	89.4%
4,00 - 4,49	653	263	108	259	563	509	189	272	2816	4.1%	93.4%
4,50 - 4,99	411	193	83	140	399	292	96	169	1783	2.6%	96.0%
5,00 - 5,49	256	107	49	84	247	166	73	104	1086	1.6%	97.6%
5,50 - 5,99	143	56	17	58	147	116	32	56	625	0.9%	98.5%
6,00 - 6,49	101	34	19	43	94	69	27	41	428	0.6%	99.1%
6,50 - 6,99	70	23	6	24	53	46	17	26	265	0.4%	99.5%
7,00 - 7,49	40	14	5	14	26	24	16	22	161	0.2%	99.7%
7,50 - 7,99	19	5	1	6	17	17	2	15	82	0.1%	99.8%
8,00 - 8,49	12	3	2	2	6	7	4	9	45	0.1%	99.9%
8,50 - 8,99	13	0	1	4	5	5	5	1	34	0.0%	99.9%
9,00 - 9,49	7	1	0	3	2	2	1	5	21	0.0%	100.0%
9,50 - 9,99	6	1	0	0	0	1	0	2	10	0.0%	100.0%
10,00 - 10,49	2	0	0	0	0	0	1	0	3	0.0%	100.0%
10,50 - 10,99	0	0	0	0	0	0	0	0	0	0.0%	100.0%
11,00 - 11,49	0	0	0	1	0	0	0	0	1	0.0%	100.0%
11,50 - 11,99	0	0	0	0	1	0	0	0	1	0.0%	100.0%
12,00 - 12,49	0	0	0	0	0	0	0	0	0	0.0%	100.0%
12,50 - 12,99	0	0	0	0	0	0	0	0	0	0.0%	100.0%
13,00 - 13,49	0	0	0	0	0	0	0	0	0	0.0%	100.0%
13,50 - 13,99	0	0	0	0	0	0	0	0	0	0.0%	100.0%
14,00 - 14,49	0	0	0	0	0	0	0	0	0	0.0%	100.0%
14,50 - 14,99	0	0	0	0	0	0	0	0	0	0.0%	100.0%
15,00 - 15,49	0	0	0	0	0	0	0	0	0	0.0%	100.0%
15,50 - 15,99	0	0	0	0	0	0	0	0	0	0.0%	100.0%
16,00 - 16,49	0	0	0	0	0	0	0	0	0	0.0%	100.0%
16,50 - 16,99	0	0	0	0	0	0	0	0	0	0.0%	100.0%
>= 17	0	0	0	0	0	0	0	0	0	0.0%	100.0%
<b>SAMTALS</b>	11290	8583	4360	6376	16047	12951	4774	4767	69148	100.0%	<b>Nýting</b>
<b>%</b>	16.3%	12.4%	6.3%	9.2%	23.2%	18.7%	6.9%	6.9%	100.0%		<b>98.6%</b>

Jan - Des

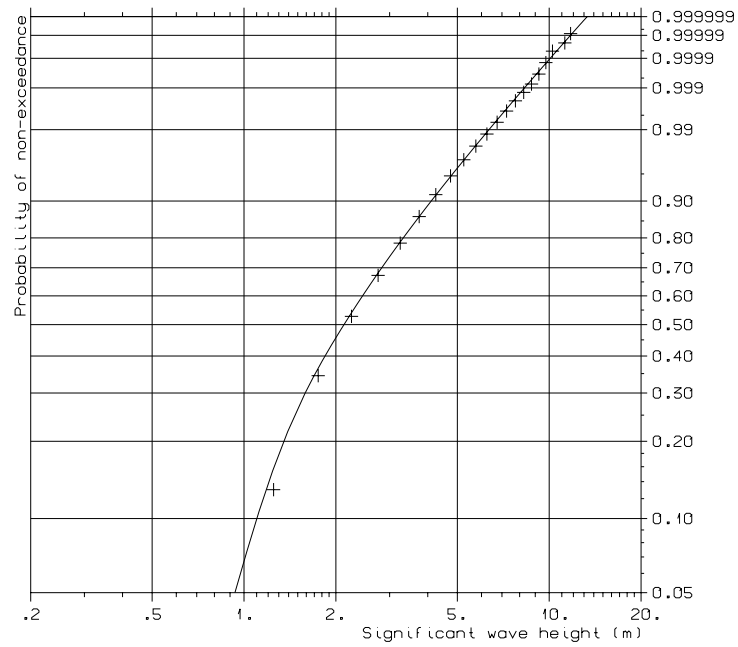
Kennialda Hrms(m)	Öldustefna								Samtals	Σ%
	0° 337.5-22.4	45° 22.5-67.4	90° 67.5-112.4	135° 112.5-157.4	180° 157.5-202.4	225° 202.5-247.4	270° 247.5-292.4	315° 292.5-337.4		
0,00 - 0,49	0.0%	0.0%	0.0%	0.0%	0.0%	0.0%	0.0%	0.0%	0.0%	0.0%
0,50 - 0,99	0.5%	0.8%	0.5%	0.5%	1.7%	1.6%	0.5%	0.3%	6.5%	6.5%
1,00 - 1,49	2.7%	3.6%	2.0%	2.2%	6.5%	5.9%	2.0%	1.4%	19.6%	26.1%
1,50 - 1,99	5.5%	6.3%	3.3%	3.8%	11.3%	9.3%	3.4%	2.6%	19.3%	45.4%
2,00 - 2,49	8.3%	8.3%	4.3%	5.4%	15.0%	11.9%	4.5%	3.7%	16.0%	61.4%
2,50 - 2,99	10.7%	9.7%	5.0%	6.7%	17.7%	14.1%	5.3%	4.6%	12.4%	73.8%
3,00 - 3,49	12.5%	10.7%	5.6%	7.7%	19.7%	15.8%	5.9%	5.3%	9.3%	83.1%
3,50 - 3,99	13.8%	11.4%	5.9%	8.3%	21.0%	16.9%	6.2%	5.8%	6.2%	89.4%
4,00 - 4,49	14.8%	11.8%	6.0%	8.7%	21.8%	17.7%	6.5%	6.2%	4.1%	93.4%
4,50 - 4,99	15.4%	12.1%	6.2%	8.9%	22.3%	18.1%	6.6%	6.5%	2.6%	96.0%
5,00 - 5,49	15.7%	12.2%	6.2%	9.0%	22.7%	18.3%	6.8%	6.6%	1.6%	97.6%
5,50 - 5,99	15.9%	12.3%	6.3%	9.1%	22.9%	18.5%	6.8%	6.7%	0.9%	98.5%
6,00 - 6,49	16.1%	12.3%	6.3%	9.1%	23.0%	18.6%	6.8%	6.8%	0.6%	99.1%
6,50 - 6,99	16.2%	12.4%	6.3%	9.2%	23.1%	18.6%	6.9%	6.8%	0.4%	99.5%
7,00 - 7,49	16.2%	12.4%	6.3%	9.2%	23.2%	18.7%	6.9%	6.8%	0.2%	99.7%
7,50 - 7,99	16.3%	12.4%	6.3%	9.2%	23.2%	18.7%	6.9%	6.9%	0.1%	99.8%
8,00 - 8,49	16.3%	12.4%	6.3%	9.2%	23.2%	18.7%	6.9%	6.9%	0.1%	99.9%
8,50 - 8,99	16.3%	12.4%	6.3%	9.2%	23.2%	18.7%	6.9%	6.9%	0.0%	99.9%
9,00 - 9,49	16.3%	12.4%	6.3%	9.2%	23.2%	18.7%	6.9%	6.9%	0.0%	100.0%
9,50 - 9,99	16.3%	12.4%	6.3%	9.2%	23.2%	18.7%	6.9%	6.9%	0.0%	100.0%
10,00 - 10,49	16.3%	12.4%	6.3%	9.2%	23.2%	18.7%	6.9%	6.9%	0.0%	100.0%
10,50 - 10,99	16.3%	12.4%	6.3%	9.2%	23.2%	18.7%	6.9%	6.9%	0.0%	100.0%
11,00 - 11,49	16.3%	12.4%	6.3%	9.2%	23.2%	18.7%	6.9%	6.9%	0.0%	100.0%
11,50 - 11,99	16.3%	12.4%	6.3%	9.2%	23.2%	18.7%	6.9%	6.9%	0.0%	100.0%
12,00 - 12,49	16.3%	12.4%	6.3%	9.2%	23.2%	18.7%	6.9%	6.9%	0.0%	100.0%
12,50 - 12,99	16.3%	12.4%	6.3%	9.2%	23.2%	18.7%	6.9%	6.9%	0.0%	100.0%
13,00 - 13,49	16.3%	12.4%	6.3%	9.2%	23.2%	18.7%	6.9%	6.9%	0.0%	100.0%
13,50 - 13,99	16.3%	12.4%	6.3%	9.2%	23.2%	18.7%	6.9%	6.9%	0.0%	100.0%
14,00 - 14,49	16.3%	12.4%	6.3%	9.2%	23.2%	18.7%	6.9%	6.9%	0.0%	100.0%
14,50 - 14,99	16.3%	12.4%	6.3%	9.2%	23.2%	18.7%	6.9%	6.9%	0.0%	100.0%
15,00 - 15,49	16.3%	12.4%	6.3%	9.2%	23.2%	18.7%	6.9%	6.9%	0.0%	100.0%
15,50 - 15,99	16.3%	12.4%	6.3%	9.2%	23.2%	18.7%	6.9%	6.9%	0.0%	100.0%
16,00 - 16,49	16.3%	12.4%	6.3%	9.2%	23.2%	18.7%	6.9%	6.9%	0.0%	100.0%
16,50 - 16,99	16.3%	12.4%	6.3%	9.2%	23.2%	18.7%	6.9%	6.9%	0.0%	100.0%
>= 17	16.3%	12.4%	6.3%	9.2%	23.2%	18.7%	6.9%	6.9%	0.0%	100.0%





67,5°N 7,5°V  
Jan - Des

Tíðni (% af tíma)	Endur- komutími (ár)	0°	45°	90°	135°	180°	225°	270°	315°	Samtals
Weibull 3 par										
60%	1 ár	-	-	-	-	-	-	-	-	2.4
70%		-	-	-	-	-	-	-	-	2.8
80%		-	-	-	-	-	-	-	-	3.3
90%		-	-	-	-	2.3	-	-	-	4.1
95%		3.2	2.3	-	-	3.1	2.9	-	-	4.8
98%		4.3	3.3	2.5	3.3	4.1	3.9	2.7	3.2	5.7
99%		5.1	4.1	3.3	4.0	4.8	4.6	3.6	4.1	6.4
		8.2	7.0	6.1	7.1	7.8	7.6	7.0	7.6	9.1
Weibull 5m þröskuldsgildi										
	1 ár	8.2	6.9	6.2	7.2	7.6	7.6	7.1	7.6	9.0
	5 ár	9.6	8.0	7.3	8.4	8.6	8.7	8.5	9.0	10.1
	10 ár	10.1	8.4	7.7	8.9	9.0	9.1	9.0	9.6	10.6
	25 ár	10.8	8.9	8.3	9.6	9.5	9.7	9.8	10.4	11.2
	50 ár	11.4	9.3	8.7	10.0	9.9	10.1	10.3	11.0	11.7
	100 ár	11.9	9.7	9.1	10.5	10.3	10.5	10.9	11.5	12.1
		16.3%	12.4%	6.3%	9.2%	23.2%	18.7%	6.9%	6.9%	100.0%



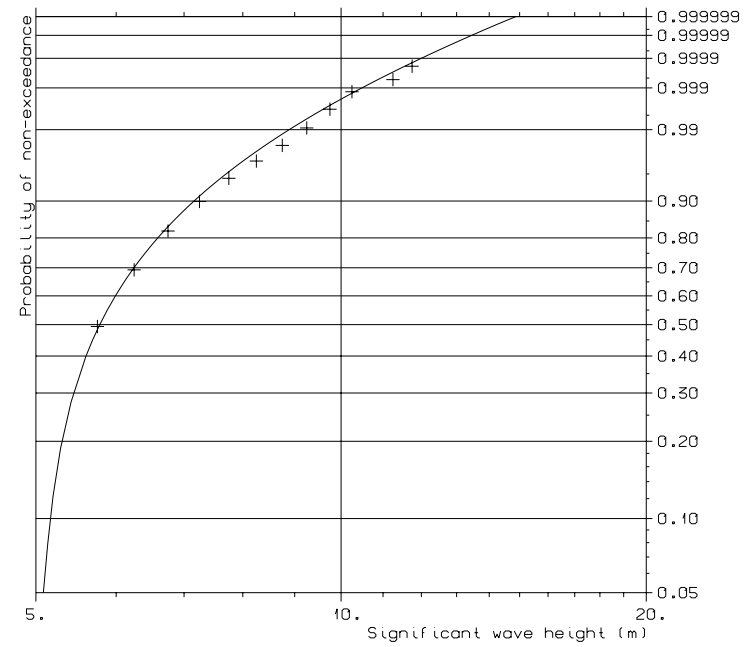
MODEL DISTRIBUTION:	
WEIBULL parameters:	
Shape	1.362
Scale	1.832
Location	0.727
Estimated using: Method of Moments	

ESTIMATED EXTREMES:	
"RETURN" PERIOD	VALUE
- years -	- m -
0.0	3.3
0.0	4.1
0.0	5.7
1.0	9.1
Duration of exceedance: 3.0 hours	

OBSERVED DISTRIBUTION:	
Mean value	2.40
Std. deviation	1.25
Skewness	1.25

GENERAL INFORMATION:	
No. of data	: 69148
No. of indep. data:	11525

Pkt no. 1, 67.5 N 7.5 V Spagogn fra ECMWF ERA 40 1958-2005 Jan-Des Samtals	FIGURE 201.45
--	------------------



MODEL DISTRIBUTION:	
WEIBULL parameters:	
Shape	1.180
Scale	1.065
Location	5.000
Limit at	5.000
Estimated using: Max. Likelihood Method	

ESTIMATED EXTREMES:	
"RETURN" PERIOD	VALUE
- years -	- m -
1.0	9.0
5.0	10.1
25.	11.2
100.	12.1
Duration of exceedance: 3.0 hours	

OBSERVED DISTRIBUTION:	
Mean value	6.00
Std. deviation	0.91
Skewness	1.64

GENERAL INFORMATION:	
No. of data	: 2762
No. of indep. data:	460
Distrib. weight	: 3.99 %

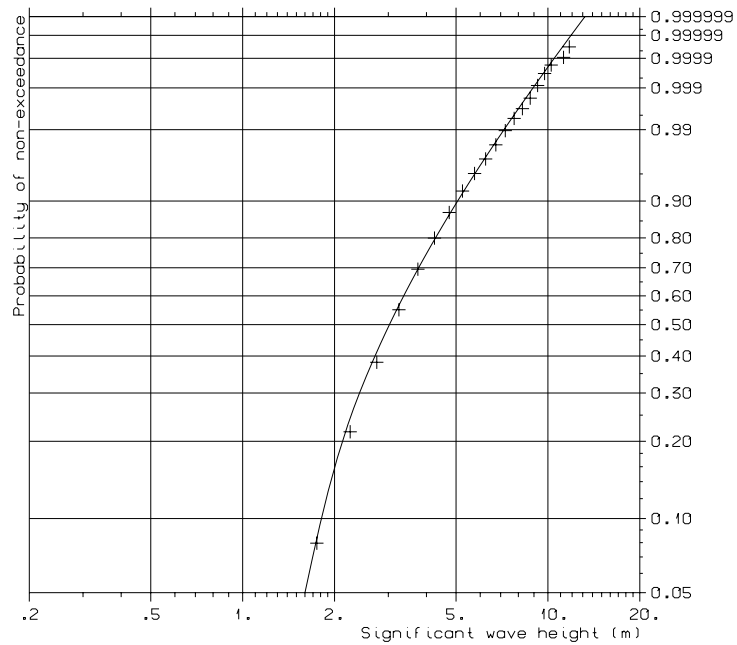
Pkt no. 1, 67.5 N 7.5 V Spagogn fra ECMWF ERA 40 1958-2005 Jan-Des Samtals	FIGURE 201.45
--	------------------

Jan - Des

Kennialda Hrms(m)	Sveiflutími Tp[s]																			Samtals	%	Σ%
	0	3	4	5	6	7	8	9	10	11	12	13	14	15	16	17	18	19	>20			
0,00 - 0,49	0	0	0	0	8	16	1	0	0	0	0	0	0	0	0	0	0	0	0	25	0.0%	0.0%
0,50 - 0,99	0	1	62	622	1682	1350	530	147	63	11	0	0	0	0	0	0	0	0	0	4468	6.5%	6.5%
1,00 - 1,49	0	0	79	1771	3773	4737	2437	555	143	44	6	0	0	0	0	0	0	0	0	13545	19.6%	26.1%
1,50 - 1,99	0	0	2	880	3716	4003	3229	1268	237	31	9	4	0	0	0	0	0	0	0	13379	19.3%	45.4%
2,00 - 2,49	0	0	0	82	2137	3196	2912	2139	480	71	11	2	0	0	0	0	0	0	0	11030	16.0%	61.4%
2,50 - 2,99	0	0	0	1	545	2612	2341	2051	873	156	17	4	0	0	0	0	0	0	0	8600	12.4%	73.8%
3,00 - 3,49	0	0	0	0	52	1426	2131	1510	1025	266	27	4	0	0	0	0	0	0	0	6441	9.3%	83.1%
3,50 - 3,99	0	0	0	0	9	387	1621	1176	711	339	53	3	0	0	0	0	0	0	0	4299	6.2%	89.4%
4,00 - 4,49	0	0	0	0	0	53	868	1011	559	251	68	6	0	0	0	0	0	0	0	2816	4.1%	93.4%
4,50 - 4,99	0	0	0	0	0	3	298	801	415	184	75	7	0	0	0	0	0	0	0	1783	2.6%	96.0%
5,00 - 5,49	0	0	0	0	0	1	67	491	324	140	44	19	0	0	0	0	0	0	0	1086	1.6%	97.6%
5,50 - 5,99	0	0	0	0	0	0	0	10	179	285	113	26	11	1	0	0	0	0	0	625	0.9%	98.5%
6,00 - 6,49	0	0	0	0	0	0	0	0	69	231	90	34	4	0	0	0	0	0	0	428	0.6%	99.1%
6,50 - 6,99	0	0	0	0	0	0	0	0	12	121	101	22	6	3	0	0	0	0	0	265	0.4%	99.5%
7,00 - 7,49	0	0	0	0	0	0	0	0	2	57	77	20	2	3	0	0	0	0	0	161	0.2%	99.7%
7,50 - 7,99	0	0	0	0	0	0	0	0	0	24	41	13	3	1	0	0	0	0	0	82	0.1%	99.8%
8,00 - 8,49	0	0	0	0	0	0	0	0	0	6	27	9	2	1	0	0	0	0	0	45	0.1%	99.9%
8,50 - 8,99	0	0	0	0	0	0	0	0	0	2	11	20	1	0	0	0	0	0	0	34	0.0%	99.9%
9,00 - 9,49	0	0	0	0	0	0	0	0	0	0	6	13	2	0	0	0	0	0	0	21	0.0%	100.0%
9,50 - 9,99	0	0	0	0	0	0	0	0	0	0	2	7	1	0	0	0	0	0	0	10	0.0%	100.0%
10,00 - 10,49	0	0	0	0	0	0	0	0	0	0	0	2	1	0	0	0	0	0	0	3	0.0%	100.0%
10,50 - 10,99	0	0	0	0	0	0	0	0	0	0	0	0	0	0	0	0	0	0	0	0	0.0%	100.0%
11,00 - 11,49	0	0	0	0	0	0	0	0	0	0	0	0	1	0	0	0	0	0	0	1	0.0%	100.0%
11,50 - 11,99	0	0	0	0	0	0	0	0	0	0	0	0	1	0	0	0	0	0	0	1	0.0%	100.0%
12,00 - 12,49	0	0	0	0	0	0	0	0	0	0	0	0	0	0	0	0	0	0	0	0	0.0%	100.0%
12,50 - 12,99	0	0	0	0	0	0	0	0	0	0	0	0	0	0	0	0	0	0	0	0	0.0%	100.0%
13,00 - 13,49	0	0	0	0	0	0	0	0	0	0	0	0	0	0	0	0	0	0	0	0	0.0%	100.0%
13,50 - 13,99	0	0	0	0	0	0	0	0	0	0	0	0	0	0	0	0	0	0	0	0	0.0%	100.0%
14,00 - 14,49	0	0	0	0	0	0	0	0	0	0	0	0	0	0	0	0	0	0	0	0	0.0%	100.0%
14,50 - 14,99	0	0	0	0	0	0	0	0	0	0	0	0	0	0	0	0	0	0	0	0	0.0%	100.0%
15,00 - 15,49	0	0	0	0	0	0	0	0	0	0	0	0	0	0	0	0	0	0	0	0	0.0%	100.0%
15,50 - 15,99	0	0	0	0	0	0	0	0	0	0	0	0	0	0	0	0	0	0	0	0	0.0%	100.0%
16,00 - 16,49	0	0	0	0	0	0	0	0	0	0	0	0	0	0	0	0	0	0	0	0	0.0%	100.0%
16,50 - 16,99	0	0	0	0	0	0	0	0	0	0	0	0	0	0	0	0	0	0	0	0	0.0%	100.0%
>= 17	0	0	0	0	0	0	0	0	0	0	0	0	0	0	0	0	0	0	0	0	0.0%	100.0%
<b>SAMTALS</b>	0	1	143	3356	11922	17784	16445	11411	5556	1961	476	84	9	0	0	0	0	0	0	69148	100.0%	<b>Nýting</b>
<b>%</b>	0.0%	0.0%	0.2%	4.9%	17.2%	25.7%	23.8%	16.5%	8.0%	2.8%	0.7%	0.1%	0.0%	0.0%	0.0%	0.0%	0.0%	0.0%	0.0%	0.0%	100.0%	<b>98.6%</b>

67,5°N 7,5°V  
Des - Feb

Tíðni (% af tíma)	Endur- komutími (ár)	0°	45°	90°	135°	180°	225°	270°	315°	Samtals
Weibull 3 par										
60%	1 ár	-	-	-	-	-	-	-	-	3.4
70%		-	-	-	-	-	-	-	-	3.8
80%		-	-	-	-	-	-	-	-	4.3
90%		-	-	-	-	3.1	-	-	-	5.1
95%		4.0	3.0	-	-	4.1	4.0	-	-	5.8
98%		5.1	4.1	3.3	4.3	5.1	5.0	3.7	4.1	6.6
99%		5.9	4.9	4.1	5.1	5.7	5.7	4.6	5.0	7.2
		8.9	7.7	6.7	8.2	8.3	8.3	8.1	8.2	9.7
Weibull 5m þröskuldsgildi										
	1 ár	9.0	7.9	6.7	8.2	8.3	8.3	8.2	8.2	9.8
	5 ár	10.3	9.1	7.7	9.5	9.3	9.3	9.6	9.5	10.9
	10 ár	10.9	9.6	8.1	10.0	9.7	9.7	10.1	10.0	11.4
	25 ár	11.6	10.2	8.7	10.6	10.3	10.2	10.9	10.7	12.0
	50 ár	12.1	10.7	9.1	11.1	10.7	10.6	11.5	11.2	12.4
	100 ár	12.7	11.2	9.5	11.6	11.2	11.0	12.0	11.7	12.9
		19.5%	10.6%	5.1%	9.8%	20.7%	19.9%	6.9%	7.4%	100.0%



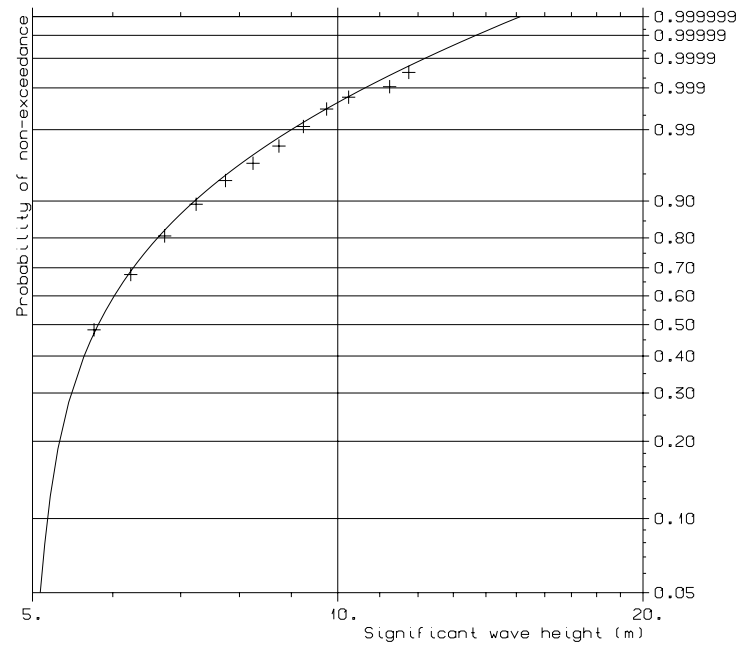
MODEL DISTRIBUTION:	
WEIBULL parameters:	
Shape	1.561
Scale	2.222
Location	1.269
Estimated using: Method of Moments	

ESTIMATED EXTREMES:	
"RETURN" PERIOD	VALUE
- years -	- m -
0.0	4.3
0.0	5.1
0.0	6.6
1.0	9.7
Duration of exceedance: 3.0 hours	

OBSERVED DISTRIBUTION:	
Mean value	3.27
Std. deviation	1.31
Skewness	1.00

GENERAL INFORMATION:	
No. of data	: 17204
No. of indep. data:	2867

Pkt no. 1, 67.5 N 7.5 V Spagogn fra ECMWF ERA 40 1958-2005 Des-Feb Samtals	FIGURE 201.09
--	------------------



MODEL DISTRIBUTION:	
WEIBULL parameters:	
Shape	1.181
Scale	1.098
Location	5.000
Limit at	5.000
Estimated using: Max. Likelihood Method	

ESTIMATED EXTREMES:	
"RETURN" PERIOD	VALUE
- years -	- m -
1.0	9.8
5.0	10.9
25.	12.0
100.	12.9
Duration of exceedance: 3.0 hours	

OBSERVED DISTRIBUTION:	
Mean value	6.03
Std. deviation	0.93
Skewness	1.59

GENERAL INFORMATION:	
No. of data	: 1680
No. of indep. data:	280
Distrib. weight	: 9.77 %

Pkt no. 1, 67.5 N 7.5 V Spagogn fra ECMWF ERA 40 1958-2005 Des-Feb Samtals	FIGURE 201.09
--	------------------

Des - Feb

Kennialda Hrms(m)	Öldustefna								Samtals	%	Σ%
	0° 337.5-22.4	45° 22.5-67.4	90° 67.5-112.4	135° 112.5-157.4	180° 157.5-202.4	225° 202.5-247.4	270° 247.5-292.4	315° 292.5-337.4			
0,00 - 0,49	0	0	0	0	0	1	0	0	1	0.0%	0.0%
0,50 - 0,99	4	4	0	2	11	17	11	7	56	0.3%	0.3%
1,00 - 1,49	101	91	48	76	130	102	52	50	650	3.8%	4.1%
1,50 - 1,99	374	261	114	165	365	374	161	129	1943	11.3%	15.4%
2,00 - 2,49	521	309	109	244	518	518	212	183	2614	15.2%	30.6%
2,50 - 2,99	579	287	162	274	614	617	203	192	2928	17.0%	47.6%
3,00 - 3,49	504	291	178	299	607	534	166	200	2779	16.2%	63.8%
3,50 - 3,99	403	239	110	222	406	420	113	148	2061	12.0%	75.7%
4,00 - 4,49	303	124	60	150	304	322	103	116	1482	8.6%	84.4%
4,50 - 4,99	215	94	45	86	246	186	53	85	1010	5.9%	90.2%
5,00 - 5,49	127	52	32	57	149	123	47	58	645	3.7%	94.0%
5,50 - 5,99	79	26	12	46	80	84	18	28	373	2.2%	96.2%
6,00 - 6,49	48	19	8	31	49	53	16	25	249	1.4%	97.6%
6,50 - 6,99	36	16	3	16	36	40	15	18	180	1.0%	98.6%
7,00 - 7,49	24	9	1	11	20	19	13	10	107	0.6%	99.3%
7,50 - 7,99	9	5	0	5	10	11	2	8	50	0.3%	99.6%
8,00 - 8,49	7	3	2	1	5	5	4	4	31	0.2%	99.7%
8,50 - 8,99	8	0	1	4	2	3	5	1	24	0.1%	99.9%
9,00 - 9,49	4	1	0	3	1	1	0	3	13	0.1%	100.0%
9,50 - 9,99	2	1	0	0	0	1	0	0	4	0.0%	100.0%
10,00 - 10,49	2	0	0	0	0	0	0	0	2	0.0%	100.0%
10,50 - 10,99	0	0	0	0	0	0	0	0	0	0.0%	100.0%
11,00 - 11,49	0	0	0	1	0	0	0	0	1	0.0%	100.0%
11,50 - 11,99	0	0	0	0	1	0	0	0	1	0.0%	100.0%
12,00 - 12,49	0	0	0	0	0	0	0	0	0	0.0%	100.0%
12,50 - 12,99	0	0	0	0	0	0	0	0	0	0.0%	100.0%
13,00 - 13,49	0	0	0	0	0	0	0	0	0	0.0%	100.0%
13,50 - 13,99	0	0	0	0	0	0	0	0	0	0.0%	100.0%
14,00 - 14,49	0	0	0	0	0	0	0	0	0	0.0%	100.0%
14,50 - 14,99	0	0	0	0	0	0	0	0	0	0.0%	100.0%
15,00 - 15,49	0	0	0	0	0	0	0	0	0	0.0%	100.0%
15,50 - 15,99	0	0	0	0	0	0	0	0	0	0.0%	100.0%
16,00 - 16,49	0	0	0	0	0	0	0	0	0	0.0%	100.0%
16,50 - 16,99	0	0	0	0	0	0	0	0	0	0.0%	100.0%
>= 17	0	0	0	0	0	0	0	0	0	0.0%	100.0%
<b>SAMTALS</b>	3350	1832	885	1693	3554	3431	1194	1265	17204	100.0%	<b>Nýting</b>
<b>%</b>	19.5%	10.6%	5.1%	9.8%	20.7%	19.9%	6.9%	7.4%	100.0%		<b>99.3%</b>

Des - Feb

Kennialda Hrms(m)	Öldustefna								Samtals	Σ%
	0° 337.5-22.4	45° 22.5-67.4	90° 67.5-112.4	135° 112.5-157.4	180° 157.5-202.4	225° 202.5-247.4	270° 247.5-292.4	315° 292.5-337.4		
0,00 - 0,49	0.0%	0.0%	0.0%	0.0%	0.0%	0.0%	0.0%	0.0%	0.0%	0.0%
0,50 - 0,99	0.0%	0.0%	0.0%	0.0%	0.1%	0.1%	0.1%	0.0%	0.3%	0.3%
1,00 - 1,49	0.6%	0.6%	0.3%	0.5%	0.8%	0.7%	0.4%	0.3%	3.8%	4.1%
1,50 - 1,99	2.8%	2.1%	0.9%	1.4%	2.9%	2.9%	1.3%	1.1%	11.3%	15.4%
2,00 - 2,49	5.8%	3.9%	1.6%	2.8%	6.0%	5.9%	2.5%	2.1%	15.2%	30.6%
2,50 - 2,99	9.2%	5.5%	2.5%	4.4%	9.5%	9.5%	3.7%	3.3%	17.0%	47.6%
3,00 - 3,49	12.1%	7.2%	3.6%	6.2%	13.0%	12.6%	4.7%	4.4%	16.2%	63.8%
3,50 - 3,99	14.5%	8.6%	4.2%	7.5%	15.4%	15.0%	5.3%	5.3%	12.0%	75.7%
4,00 - 4,49	16.2%	9.3%	4.5%	8.3%	17.2%	16.9%	5.9%	6.0%	8.6%	84.4%
4,50 - 4,99	17.5%	9.9%	4.8%	8.8%	18.6%	18.0%	6.2%	6.5%	5.9%	90.2%
5,00 - 5,49	18.2%	10.2%	5.0%	9.2%	19.5%	18.7%	6.5%	6.8%	3.7%	94.0%
5,50 - 5,99	18.7%	10.3%	5.1%	9.4%	19.9%	19.2%	6.6%	7.0%	2.2%	96.2%
6,00 - 6,49	18.9%	10.4%	5.1%	9.6%	20.2%	19.5%	6.7%	7.1%	1.4%	97.6%
6,50 - 6,99	19.1%	10.5%	5.1%	9.7%	20.4%	19.7%	6.8%	7.2%	1.0%	98.6%
7,00 - 7,49	19.3%	10.6%	5.1%	9.8%	20.5%	19.8%	6.9%	7.3%	0.6%	99.3%
7,50 - 7,99	19.3%	10.6%	5.1%	9.8%	20.6%	19.9%	6.9%	7.3%	0.3%	99.6%
8,00 - 8,49	19.4%	10.6%	5.1%	9.8%	20.6%	19.9%	6.9%	7.3%	0.2%	99.7%
8,50 - 8,99	19.4%	10.6%	5.1%	9.8%	20.6%	19.9%	6.9%	7.3%	0.1%	99.9%
9,00 - 9,49	19.4%	10.6%	5.1%	9.8%	20.7%	19.9%	6.9%	7.4%	0.1%	100.0%
9,50 - 9,99	19.5%	10.6%	5.1%	9.8%	20.7%	19.9%	6.9%	7.4%	0.0%	100.0%
10,00 - 10,49	19.5%	10.6%	5.1%	9.8%	20.7%	19.9%	6.9%	7.4%	0.0%	100.0%
10,50 - 10,99	19.5%	10.6%	5.1%	9.8%	20.7%	19.9%	6.9%	7.4%	0.0%	100.0%
11,00 - 11,49	19.5%	10.6%	5.1%	9.8%	20.7%	19.9%	6.9%	7.4%	0.0%	100.0%
11,50 - 11,99	19.5%	10.6%	5.1%	9.8%	20.7%	19.9%	6.9%	7.4%	0.0%	100.0%
12,00 - 12,49	19.5%	10.6%	5.1%	9.8%	20.7%	19.9%	6.9%	7.4%	0.0%	100.0%
12,50 - 12,99	19.5%	10.6%	5.1%	9.8%	20.7%	19.9%	6.9%	7.4%	0.0%	100.0%
13,00 - 13,49	19.5%	10.6%	5.1%	9.8%	20.7%	19.9%	6.9%	7.4%	0.0%	100.0%
13,50 - 13,99	19.5%	10.6%	5.1%	9.8%	20.7%	19.9%	6.9%	7.4%	0.0%	100.0%
14,00 - 14,49	19.5%	10.6%	5.1%	9.8%	20.7%	19.9%	6.9%	7.4%	0.0%	100.0%
14,50 - 14,99	19.5%	10.6%	5.1%	9.8%	20.7%	19.9%	6.9%	7.4%	0.0%	100.0%
15,00 - 15,49	19.5%	10.6%	5.1%	9.8%	20.7%	19.9%	6.9%	7.4%	0.0%	100.0%
15,50 - 15,99	19.5%	10.6%	5.1%	9.8%	20.7%	19.9%	6.9%	7.4%	0.0%	100.0%
16,00 - 16,49	19.5%	10.6%	5.1%	9.8%	20.7%	19.9%	6.9%	7.4%	0.0%	100.0%
16,50 - 16,99	19.5%	10.6%	5.1%	9.8%	20.7%	19.9%	6.9%	7.4%	0.0%	100.0%
>= 17	19.5%	10.6%	5.1%	9.8%	20.7%	19.9%	6.9%	7.4%	0.0%	100.0%

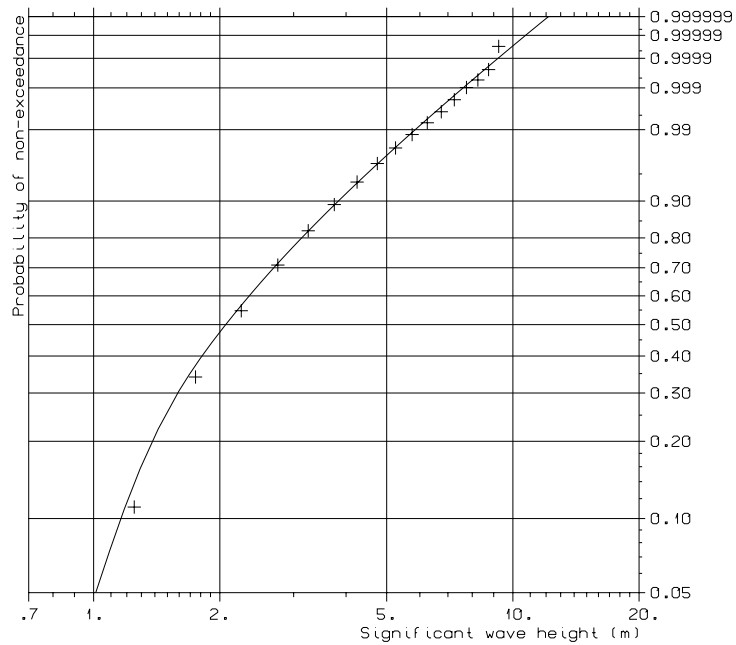


Des - Feb

Kennialda Hrms(m)	Sveiflutími Tp[s]																			Samtals	%	Σ%
	0	3	4	5	6	7	8	9	10	11	12	13	14	15	16	17	18	19	>20			
0,00 - 0,49	0	0	0	0	1	0	0	0	0	0	0	0	0	0	0	0	0	0	0	1	0.0%	0.0%
0,50 - 0,99	0	0	0	6	13	20	14	2	1	0	0	0	0	0	0	0	0	0	0	56	0.3%	0.3%
1,00 - 1,49	0	0	0	41	97	213	211	65	22	1	0	0	0	0	0	0	0	0	650	3.8%	4.1%	
1,50 - 1,99	0	0	1	34	277	470	658	400	85	13	3	2	0	0	0	0	0	0	1943	11.3%	15.4%	
2,00 - 2,49	0	0	0	5	238	605	751	764	200	39	10	2	0	0	0	0	0	0	2614	15.2%	30.6%	
2,50 - 2,99	0	0	0	0	82	666	767	871	426	98	14	4	0	0	0	0	0	0	2928	17.0%	47.6%	
3,00 - 3,49	0	0	0	0	20	451	801	749	569	167	20	2	0	0	0	0	0	0	2779	16.2%	63.8%	
3,50 - 3,99	0	0	0	0	5	135	669	589	403	229	28	3	0	0	0	0	0	0	2061	12.0%	75.7%	
4,00 - 4,49	0	0	0	0	0	24	342	557	341	158	56	4	0	0	0	0	0	0	1482	8.6%	84.4%	
4,50 - 4,99	0	0	0	0	0	2	129	462	239	111	61	6	0	0	0	0	0	0	1010	5.9%	90.2%	
5,00 - 5,49	0	0	0	0	0	1	34	267	204	93	30	16	0	0	0	0	0	0	645	3.7%	94.0%	
5,50 - 5,99	0	0	0	0	0	0	5	103	168	67	21	8	1	0	0	0	0	0	373	2.2%	96.2%	
6,00 - 6,49	0	0	0	0	0	0	0	35	142	48	20	4	0	0	0	0	0	0	249	1.4%	97.6%	
6,50 - 6,99	0	0	0	0	0	0	0	9	78	69	18	5	1	0	0	0	0	0	180	1.0%	98.6%	
7,00 - 7,49	0	0	0	0	0	0	0	1	37	47	18	2	2	0	0	0	0	0	107	0.6%	99.3%	
7,50 - 7,99	0	0	0	0	0	0	0	0	15	23	8	3	1	0	0	0	0	0	50	0.3%	99.6%	
8,00 - 8,49	0	0	0	0	0	0	0	0	4	17	7	2	1	0	0	0	0	0	31	0.2%	99.7%	
8,50 - 8,99	0	0	0	0	0	0	0	0	2	4	17	1	0	0	0	0	0	0	24	0.1%	99.9%	
9,00 - 9,49	0	0	0	0	0	0	0	0	0	2	9	2	0	0	0	0	0	0	13	0.1%	100.0%	
9,50 - 9,99	0	0	0	0	0	0	0	0	0	1	2	1	0	0	0	0	0	0	4	0.0%	100.0%	
10,00 - 10,49	0	0	0	0	0	0	0	0	0	0	1	1	0	0	0	0	0	0	2	0.0%	100.0%	
10,50 - 10,99	0	0	0	0	0	0	0	0	0	0	0	0	0	0	0	0	0	0	0	0	0.0%	100.0%
11,00 - 11,49	0	0	0	0	0	0	0	0	0	0	0	1	0	0	0	0	0	0	1	0.0%	100.0%	
11,50 - 11,99	0	0	0	0	0	0	0	0	0	0	0	1	0	0	0	0	0	0	1	0.0%	100.0%	
12,00 - 12,49	0	0	0	0	0	0	0	0	0	0	0	0	0	0	0	0	0	0	0	0	0.0%	100.0%
12,50 - 12,99	0	0	0	0	0	0	0	0	0	0	0	0	0	0	0	0	0	0	0	0	0.0%	100.0%
13,00 - 13,49	0	0	0	0	0	0	0	0	0	0	0	0	0	0	0	0	0	0	0	0	0.0%	100.0%
13,50 - 13,99	0	0	0	0	0	0	0	0	0	0	0	0	0	0	0	0	0	0	0	0	0.0%	100.0%
14,00 - 14,49	0	0	0	0	0	0	0	0	0	0	0	0	0	0	0	0	0	0	0	0	0.0%	100.0%
14,50 - 14,99	0	0	0	0	0	0	0	0	0	0	0	0	0	0	0	0	0	0	0	0	0.0%	100.0%
15,00 - 15,49	0	0	0	0	0	0	0	0	0	0	0	0	0	0	0	0	0	0	0	0	0.0%	100.0%
15,50 - 15,99	0	0	0	0	0	0	0	0	0	0	0	0	0	0	0	0	0	0	0	0	0.0%	100.0%
16,00 - 16,49	0	0	0	0	0	0	0	0	0	0	0	0	0	0	0	0	0	0	0	0	0.0%	100.0%
16,50 - 16,99	0	0	0	0	0	0	0	0	0	0	0	0	0	0	0	0	0	0	0	0	0.0%	100.0%
>= 17	0	0	0	0	0	0	0	0	0	0	0	0	0	0	0	0	0	0	0	0	0.0%	100.0%
<b>SAMTALS</b>	0	0	1	86	733	2587	4381	4874	2936	1187	343	70	6	0	0	0	0	0	17204	100.0%	<b>Nýting</b>	
<b>%</b>	0.0%	0.0%	0.0%	0.5%	4.3%	15.0%	25.5%	28.3%	17.1%	6.9%	2.0%	0.4%	0.0%	0.0%	0.0%	0.0%	0.0%	0.0%	100.0%		<b>99.3%</b>	

67,5°N 7,5°V  
Mar - Maí

Tíðni (% af tíma)	Endur- komutími (ár)	0°	45°	90°	135°	180°	225°	270°	315°	Samtals
Weibull 3 par										
60%	1 ár	-	-	-	-	-	-	-	-	2.4
70%		-	-	-	-	-	-	-	-	2.7
80%		-	-	-	-	-	-	-	-	3.1
90%		-	-	-	-	2.2	-	-	-	3.8
95%		3.2	2.3	-	-	3.0	2.6	-	-	4.5
98%		4.2	3.2	2.3	3.0	4.0	3.5	2.6	3.0	5.3
99%		4.9	3.8	2.9	3.6	4.6	4.1	3.3	3.9	5.9
		7.7	6.5	5.0	6.0	7.4	6.6	6.1	7.1	8.4
Weibull 5m þröskuldsgildi										
	1 ár	7.8	6.5	-	6.3	7.2	6.7	6.2	7.3	8.3
	5 ár	8.9	7.4	-	7.3	8.1	7.7	7.0	8.8	9.3
	10 ár	9.4	7.7	-	7.7	8.4	8.1	7.3	9.4	9.7
	25 ár	10.0	8.2	-	8.2	8.9	8.6	7.6	10.3	10.2
	50 ár	10.4	8.5	-	8.5	9.2	8.9	7.8	10.9	10.6
	100 ár	10.9	8.8	-	8.8	9.6	9.3	8.0	11.5	11.0
		17.7%	14.1%	6.7%	9.5%	22.6%	17.0%	6.0%	6.4%	100.0%



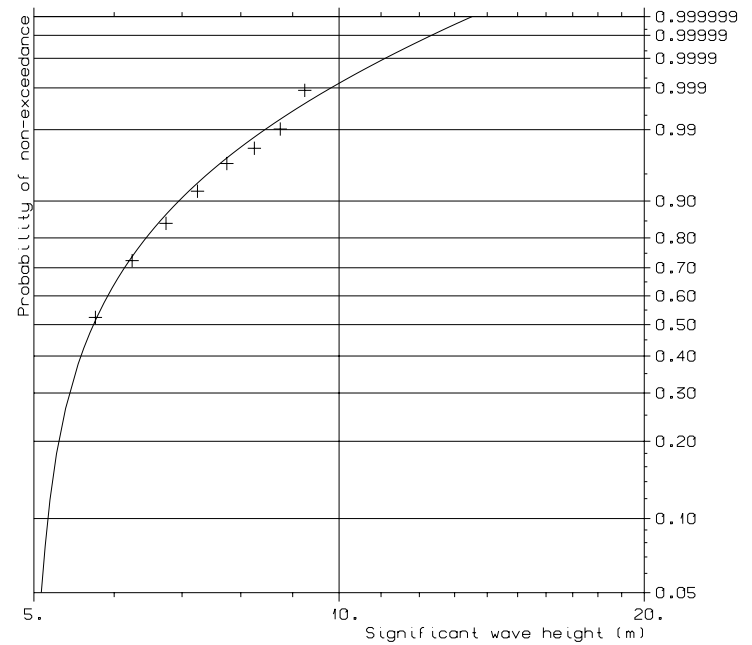
MODEL DISTRIBUTION:	
WEIBULL parameters:	
Shape	1.350
Scale	1.619
Location	0.832
Estimated using: Method of Moments	

ESTIMATED EXTREMES:	
"RETURN" PERIOD	VALUE
- years -	- m -
0.0	3.1
0.0	3.8
0.0	5.3
1.0	8.4
Duration of exceedance: 3.0 hours	

OBSERVED DISTRIBUTION:	
Mean value	2.32
Std. deviation	1.11
Skewness	1.27

GENERAL INFORMATION:	
No. of data	: 17540
No. of indep. data:	2923

Pkt no. 1, 67.5 N 7.5 V Spagogn fra ECMWF ERA 40 1958-2005 Mar-Mai Samtals	FIGURE 201.18
--	------------------



MODEL DISTRIBUTION:	
WEIBULL parameters:	
Shape	1.214
Scale	0.981
Location	5.000
Limit at	5.000
Estimated using: Max. Likelihood Method	

ESTIMATED EXTREMES:	
"RETURN" PERIOD	VALUE
- years -	- m -
1.0	8.3
5.0	9.3
25.	10.2
100.	11.0
Duration of exceedance: 3.0 hours	

OBSERVED DISTRIBUTION:	
Mean value	5.91
Std. deviation	0.80
Skewness	1.44

GENERAL INFORMATION:	
No. of data	: 469
No. of indep. data:	78
Distrib. weight	: 2.67 %

Pkt no. 1, 67.5 N 7.5 V Spagogn fra ECMWF ERA 40 1958-2005 Mar-Mai Samtals	FIGURE 201.18
--	------------------

Mar - Maí

Kennialda Hrms(m)	Öldustefna								Samtals	%	Σ%
	0° 337.5-22.4	45° 22.5-67.4	90° 67.5-112.4	135° 112.5-157.4	180° 157.5-202.4	225° 202.5-247.4	270° 247.5-292.4	315° 292.5-337.4			
0,00 - 0,49	0	0	0	0	0	0	0	0	0	0.0%	0.0%
0,50 - 0,99	80	139	70	74	229	212	46	18	868	4.9%	4.9%
1,00 - 1,49	386	598	313	349	754	712	234	161	3507	20.0%	24.9%
1,50 - 1,99	571	618	307	343	842	667	225	219	3792	21.6%	46.6%
2,00 - 2,49	591	451	220	295	746	450	188	188	3129	17.8%	64.4%
2,50 - 2,99	497	284	119	301	557	347	141	167	2413	13.8%	78.2%
3,00 - 3,49	344	137	59	136	326	240	83	120	1445	8.2%	86.4%
3,50 - 3,99	256	99	45	75	190	178	59	94	996	5.7%	92.1%
4,00 - 4,49	162	65	19	48	114	78	41	58	585	3.3%	95.4%
4,50 - 4,99	81	32	12	24	71	55	17	44	336	1.9%	97.3%
5,00 - 5,49	58	21	6	9	56	17	9	20	196	1.1%	98.4%
5,50 - 5,99	30	11	0	5	34	17	4	11	112	0.6%	99.1%
6,00 - 6,49	19	6	0	5	20	5	9	3	67	0.4%	99.5%
6,50 - 6,99	19	4	0	3	11	3	0	2	42	0.2%	99.7%
7,00 - 7,49	10	4	0	1	2	3	2	8	30	0.2%	99.9%
7,50 - 7,99	4	0	0	1	2	1	0	2	10	0.1%	99.9%
8,00 - 8,49	2	0	0	0	0	0	0	2	4	0.0%	100.0%
8,50 - 8,99	3	0	0	0	3	1	0	0	7	0.0%	100.0%
9,00 - 9,49	0	0	0	0	0	0	0	1	1	0.0%	100.0%
9,50 - 9,99	0	0	0	0	0	0	0	0	0	0.0%	100.0%
10,00 - 10,49	0	0	0	0	0	0	0	0	0	0.0%	100.0%
10,50 - 10,99	0	0	0	0	0	0	0	0	0	0.0%	100.0%
11,00 - 11,49	0	0	0	0	0	0	0	0	0	0.0%	100.0%
11,50 - 11,99	0	0	0	0	0	0	0	0	0	0.0%	100.0%
12,00 - 12,49	0	0	0	0	0	0	0	0	0	0.0%	100.0%
12,50 - 12,99	0	0	0	0	0	0	0	0	0	0.0%	100.0%
13,00 - 13,49	0	0	0	0	0	0	0	0	0	0.0%	100.0%
13,50 - 13,99	0	0	0	0	0	0	0	0	0	0.0%	100.0%
14,00 - 14,49	0	0	0	0	0	0	0	0	0	0.0%	100.0%
14,50 - 14,99	0	0	0	0	0	0	0	0	0	0.0%	100.0%
15,00 - 15,49	0	0	0	0	0	0	0	0	0	0.0%	100.0%
15,50 - 15,99	0	0	0	0	0	0	0	0	0	0.0%	100.0%
16,00 - 16,49	0	0	0	0	0	0	0	0	0	0.0%	100.0%
16,50 - 16,99	0	0	0	0	0	0	0	0	0	0.0%	100.0%
>= 17	0	0	0	0	0	0	0	0	0	0.0%	100.0%
<b>SAMTALS</b>	3113	2469	1170	1669	3957	2986	1058	1118	17540	100.0%	<b>Nýting</b>
<b>%</b>	17.7%	14.1%	6.7%	9.5%	22.6%	17.0%	6.0%	6.4%	100.0%		<b>99.3%</b>

Mar - Maí

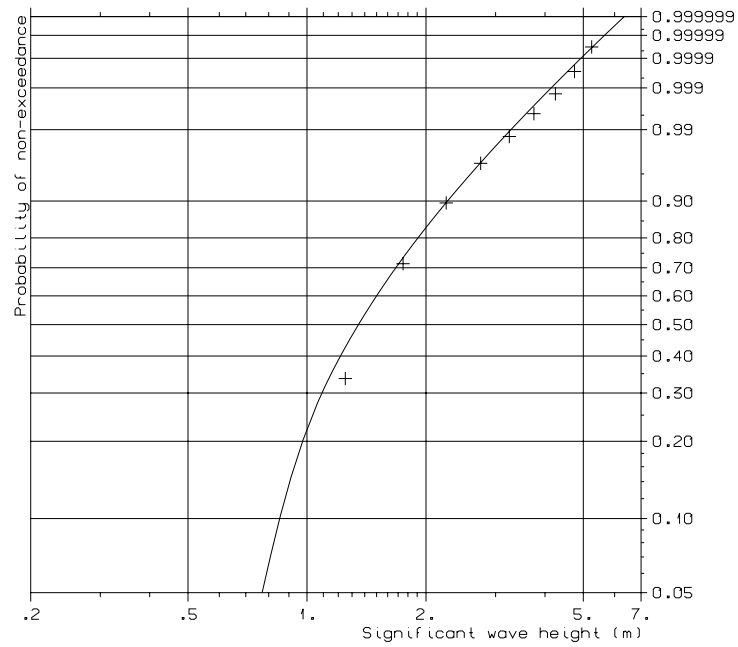
Kennialda Hrms(m)	Öldustefna								Samtals	Σ%
	0° 337.5-22.4	45° 22.5-67.4	90° 67.5-112.4	135° 112.5-157.4	180° 157.5-202.4	225° 202.5-247.4	270° 247.5-292.4	315° 292.5-337.4		
0,00 - 0,49	0.0%	0.0%	0.0%	0.0%	0.0%	0.0%	0.0%	0.0%	0.0%	0.0%
0,50 - 0,99	0.5%	0.8%	0.4%	0.4%	1.3%	1.2%	0.3%	0.1%	4.9%	4.9%
1,00 - 1,49	2.7%	4.2%	2.2%	2.4%	5.6%	5.3%	1.6%	1.0%	20.0%	24.9%
1,50 - 1,99	5.9%	7.7%	3.9%	4.4%	10.4%	9.1%	2.9%	2.3%	21.6%	46.6%
2,00 - 2,49	9.3%	10.3%	5.2%	6.0%	14.7%	11.6%	4.0%	3.3%	17.8%	64.4%
2,50 - 2,99	12.1%	11.9%	5.9%	7.8%	17.8%	13.6%	4.8%	4.3%	13.8%	78.2%
3,00 - 3,49	14.1%	12.7%	6.2%	8.5%	19.7%	15.0%	5.2%	5.0%	8.2%	86.4%
3,50 - 3,99	15.5%	13.3%	6.5%	9.0%	20.8%	16.0%	5.6%	5.5%	5.7%	92.1%
4,00 - 4,49	16.5%	13.6%	6.6%	9.2%	21.4%	16.4%	5.8%	5.8%	3.3%	95.4%
4,50 - 4,99	16.9%	13.8%	6.6%	9.4%	21.8%	16.8%	5.9%	6.1%	1.9%	97.3%
5,00 - 5,49	17.3%	13.9%	6.7%	9.4%	22.1%	16.9%	5.9%	6.2%	1.1%	98.4%
5,50 - 5,99	17.4%	14.0%	6.7%	9.5%	22.3%	16.9%	6.0%	6.3%	0.6%	99.1%
6,00 - 6,49	17.5%	14.0%	6.7%	9.5%	22.5%	17.0%	6.0%	6.3%	0.4%	99.5%
6,50 - 6,99	17.6%	14.1%	6.7%	9.5%	22.5%	17.0%	6.0%	6.3%	0.2%	99.7%
7,00 - 7,49	17.7%	14.1%	6.7%	9.5%	22.5%	17.0%	6.0%	6.3%	0.2%	99.9%
7,50 - 7,99	17.7%	14.1%	6.7%	9.5%	22.5%	17.0%	6.0%	6.4%	0.1%	99.9%
8,00 - 8,49	17.7%	14.1%	6.7%	9.5%	22.5%	17.0%	6.0%	6.4%	0.0%	100.0%
8,50 - 8,99	17.7%	14.1%	6.7%	9.5%	22.6%	17.0%	6.0%	6.4%	0.0%	100.0%
9,00 - 9,49	17.7%	14.1%	6.7%	9.5%	22.6%	17.0%	6.0%	6.4%	0.0%	100.0%
9,50 - 9,99	17.7%	14.1%	6.7%	9.5%	22.6%	17.0%	6.0%	6.4%	0.0%	100.0%
10,00 - 10,49	17.7%	14.1%	6.7%	9.5%	22.6%	17.0%	6.0%	6.4%	0.0%	100.0%
10,50 - 10,99	17.7%	14.1%	6.7%	9.5%	22.6%	17.0%	6.0%	6.4%	0.0%	100.0%
11,00 - 11,49	17.7%	14.1%	6.7%	9.5%	22.6%	17.0%	6.0%	6.4%	0.0%	100.0%
11,50 - 11,99	17.7%	14.1%	6.7%	9.5%	22.6%	17.0%	6.0%	6.4%	0.0%	100.0%
12,00 - 12,49	17.7%	14.1%	6.7%	9.5%	22.6%	17.0%	6.0%	6.4%	0.0%	100.0%
12,50 - 12,99	17.7%	14.1%	6.7%	9.5%	22.6%	17.0%	6.0%	6.4%	0.0%	100.0%
13,00 - 13,49	17.7%	14.1%	6.7%	9.5%	22.6%	17.0%	6.0%	6.4%	0.0%	100.0%
13,50 - 13,99	17.7%	14.1%	6.7%	9.5%	22.6%	17.0%	6.0%	6.4%	0.0%	100.0%
14,00 - 14,49	17.7%	14.1%	6.7%	9.5%	22.6%	17.0%	6.0%	6.4%	0.0%	100.0%
14,50 - 14,99	17.7%	14.1%	6.7%	9.5%	22.6%	17.0%	6.0%	6.4%	0.0%	100.0%
15,00 - 15,49	17.7%	14.1%	6.7%	9.5%	22.6%	17.0%	6.0%	6.4%	0.0%	100.0%
15,50 - 15,99	17.7%	14.1%	6.7%	9.5%	22.6%	17.0%	6.0%	6.4%	0.0%	100.0%
16,00 - 16,49	17.7%	14.1%	6.7%	9.5%	22.6%	17.0%	6.0%	6.4%	0.0%	100.0%
16,50 - 16,99	17.7%	14.1%	6.7%	9.5%	22.6%	17.0%	6.0%	6.4%	0.0%	100.0%
>= 17	17.7%	14.1%	6.7%	9.5%	22.6%	17.0%	6.0%	6.4%	0.0%	100.0%

Mar - Maí

Kennialda Hrms(m)	Sveiflutími Tp[s]																			Samtals	%	Σ%					
	0	3	4	5	6	7	8	9	10	11	12	13	14	15	16	17	18	19	>20								
0,00 - 0,49	0	0	0	0	0	0	0	0	0	0	0	0	0	0	0	0	0	0	0	0	0	0	0	0	0	0.0%	0.0%
0,50 - 0,99	0	0	2	71	244	299	146	68	36	2	0	0	0	0	0	0	0	0	0	0	0	0	0	0	868	4.9%	4.9%
1,00 - 1,49	0	0	8	340	818	1307	745	218	54	15	2	0	0	0	0	0	0	0	0	0	0	0	0	3507	20.0%	24.9%	
1,50 - 1,99	0	0	1	231	985	1171	932	391	77	4	0	0	0	0	0	0	0	0	0	0	0	0	0	3792	21.6%	46.6%	
2,00 - 2,49	0	0	0	21	639	915	787	594	161	12	0	0	0	0	0	0	0	0	0	0	0	0	0	3129	17.8%	64.4%	
2,50 - 2,99	0	0	0	1	179	807	657	479	246	43	1	0	0	0	0	0	0	0	0	0	0	0	0	2413	13.8%	78.2%	
3,00 - 3,49	0	0	0	0	15	387	502	285	194	53	7	2	0	0	0	0	0	0	0	0	0	0	0	1445	8.2%	86.4%	
3,50 - 3,99	0	0	0	0	0	110	441	245	130	56	14	0	0	0	0	0	0	0	0	0	0	0	0	996	5.7%	92.1%	
4,00 - 4,49	0	0	0	0	0	15	229	182	108	44	6	1	0	0	0	0	0	0	0	0	0	0	0	585	3.3%	95.4%	
4,50 - 4,99	0	0	0	0	0	0	67	148	84	28	8	1	0	0	0	0	0	0	0	0	0	0	0	336	1.9%	97.3%	
5,00 - 5,49	0	0	0	0	0	0	18	97	57	16	5	3	0	0	0	0	0	0	0	0	0	0	0	196	1.1%	98.4%	
5,50 - 5,99	0	0	0	0	0	0	1	34	51	23	2	1	0	0	0	0	0	0	0	0	0	0	0	112	0.6%	99.1%	
6,00 - 6,49	0	0	0	0	0	0	0	13	35	14	5	0	0	0	0	0	0	0	0	0	0	0	0	67	0.4%	99.5%	
6,50 - 6,99	0	0	0	0	0	0	0	1	23	15	3	0	0	0	0	0	0	0	0	0	0	0	0	42	0.2%	99.7%	
7,00 - 7,49	0	0	0	0	0	0	0	1	11	18	0	0	0	0	0	0	0	0	0	0	0	0	0	30	0.2%	99.9%	
7,50 - 7,99	0	0	0	0	0	0	0	0	2	6	2	0	0	0	0	0	0	0	0	0	0	0	0	10	0.1%	99.9%	
8,00 - 8,49	0	0	0	0	0	0	0	0	1	3	0	0	0	0	0	0	0	0	0	0	0	0	0	4	0.0%	100.0%	
8,50 - 8,99	0	0	0	0	0	0	0	0	0	5	2	0	0	0	0	0	0	0	0	0	0	0	0	7	0.0%	100.0%	
9,00 - 9,49	0	0	0	0	0	0	0	0	0	1	0	0	0	0	0	0	0	0	0	0	0	0	0	1	0.0%	100.0%	
9,50 - 9,99	0	0	0	0	0	0	0	0	0	0	0	0	0	0	0	0	0	0	0	0	0	0	0	0	0	0.0%	100.0%
10,00 - 10,49	0	0	0	0	0	0	0	0	0	0	0	0	0	0	0	0	0	0	0	0	0	0	0	0	0	0.0%	100.0%
10,50 - 10,99	0	0	0	0	0	0	0	0	0	0	0	0	0	0	0	0	0	0	0	0	0	0	0	0	0	0.0%	100.0%
11,00 - 11,49	0	0	0	0	0	0	0	0	0	0	0	0	0	0	0	0	0	0	0	0	0	0	0	0	0	0.0%	100.0%
11,50 - 11,99	0	0	0	0	0	0	0	0	0	0	0	0	0	0	0	0	0	0	0	0	0	0	0	0	0	0.0%	100.0%
12,00 - 12,49	0	0	0	0	0	0	0	0	0	0	0	0	0	0	0	0	0	0	0	0	0	0	0	0	0	0.0%	100.0%
12,50 - 12,99	0	0	0	0	0	0	0	0	0	0	0	0	0	0	0	0	0	0	0	0	0	0	0	0	0	0.0%	100.0%
13,00 - 13,49	0	0	0	0	0	0	0	0	0	0	0	0	0	0	0	0	0	0	0	0	0	0	0	0	0	0.0%	100.0%
13,50 - 13,99	0	0	0	0	0	0	0	0	0	0	0	0	0	0	0	0	0	0	0	0	0	0	0	0	0	0.0%	100.0%
14,00 - 14,49	0	0	0	0	0	0	0	0	0	0	0	0	0	0	0	0	0	0	0	0	0	0	0	0	0	0.0%	100.0%
14,50 - 14,99	0	0	0	0	0	0	0	0	0	0	0	0	0	0	0	0	0	0	0	0	0	0	0	0	0	0.0%	100.0%
15,00 - 15,49	0	0	0	0	0	0	0	0	0	0	0	0	0	0	0	0	0	0	0	0	0	0	0	0	0	0.0%	100.0%
15,50 - 15,99	0	0	0	0	0	0	0	0	0	0	0	0	0	0	0	0	0	0	0	0	0	0	0	0	0	0.0%	100.0%
16,00 - 16,49	0	0	0	0	0	0	0	0	0	0	0	0	0	0	0	0	0	0	0	0	0	0	0	0	0	0.0%	100.0%
16,50 - 16,99	0	0	0	0	0	0	0	0	0	0	0	0	0	0	0	0	0	0	0	0	0	0	0	0	0	0.0%	100.0%
>= 17	0	0	0	0	0	0	0	0	0	0	0	0	0	0	0	0	0	0	0	0	0	0	0	0	0	0.0%	100.0%
<b>SAMTALS</b>	0	0	11	664	2880	5011	4525	2756	1270	358	57	8	0	0	0	0	0	0	0	0	0	0	0	17540	100.0%	<b>Nýting</b>	
<b>%</b>	0.0%	0.0%	0.1%	3.8%	16.4%	28.6%	25.8%	15.7%	7.2%	2.0%	0.3%	0.0%	0.0%	0.0%	0.0%	0.0%	0.0%	0.0%	0.0%	0.0%	0.0%	0.0%	0.0%	100.0%		<b>99.3%</b>	

67,5°N 7,5°V  
Jún - Ágú

Tíðni (% af tíma)	Endur- komutími (ár)	0°	45°	90°	135°	180°	225°	270°	315°	Samtals
Weibull 3 par										
60%	1 ár	-	-	-	-	-	-	-	-	1.5
70%		-	-	-	-	-	-	-	-	1.7
80%		-	-	-	-	-	-	-	-	1.9
90%		-	-	-	-	1.6	1.3	-	-	2.3
95%		1.5	1.5	-	-	2.0	1.8	-	-	2.6
98%		2.0	2.0	1.7	1.9	2.5	2.3	1.7	-	3.0
99%		2.4	2.3	2.1	2.2	2.8	2.6	2.1	1.7	3.3
		3.8	3.8	3.3	3.4	4.0	4.2	3.6	3.4	4.5
Weibull 5m þröskuldsgildi										
	1 ár	-	-	-	-	-	-	-	-	-
	5 ár	-	-	-	-	-	-	-	-	-
	10 ár	-	-	-	-	-	-	-	-	-
	25 ár	-	-	-	-	-	-	-	-	-
	50 ár	-	-	-	-	-	-	-	-	-
	100 ár	-	-	-	-	-	-	-	-	-
		9.9%	11.9%	6.7%	8.1%	28.5%	21.7%	7.1%	6.0%	100.0%



MODEL DISTRIBUTION:	
WEIBULL parameters:	
Shape	1.418
Scale	0.893
Location	0.660
Estimated using:	
Method of Moments	

ESTIMATED EXTREMES:	
"RETURN" PERIOD	VALUE
- years -	- m -
0.0	1.91
0.0	2.3
0.0	3.0
1.0	4.5
Duration of exceedance:	
3.0 hours	

OBSERVED DISTRIBUTION:	
Mean value	1.47
Std. deviation	0.58
Skewness	1.17

GENERAL INFORMATION:	
No. of data	: 16709
No. of indep. data:	2785

Pkt no. 1, 67.5 N 7.5 V Spagogn fra ECMWF ERA 40 1958-2005 Jun-Agu Samtals	FIGURE 201.27
--	------------------



## Jún - Ágú

Kennialda Hrms(m)	Öldustefna								Samtals	%	Σ%
	0° 337.5-22.4	45° 22.5-67.4	90° 67.5-112.4	135° 112.5-157.4	180° 157.5-202.4	225° 202.5-247.4	270° 247.5-292.4	315° 292.5-337.4			
0,00 - 0,49	0	0	0	3	6	6	0	0	15	0.1%	0.1%
0,50 - 0,99	225	394	269	241	812	842	262	168	3213	18.6%	18.7%
1,00 - 1,49	674	870	448	560	1996	1692	527	365	7132	41.2%	59.9%
1,50 - 1,99	484	518	257	349	1322	753	267	269	4219	24.4%	84.3%
2,00 - 2,49	212	180	138	183	529	280	122	140	1784	10.3%	94.6%
2,50 - 2,99	68	64	35	45	163	101	33	60	569	3.3%	97.9%
3,00 - 3,49	33	20	13	19	63	52	12	22	234	1.4%	99.2%
3,50 - 3,99	9	6	3	2	28	19	5	11	83	0.5%	99.7%
4,00 - 4,49	4	3	0	1	8	10	2	8	36	0.2%	99.9%
4,50 - 4,99	1	2	0	0	1	2	2	2	10	0.1%	100.0%
5,00 - 5,49	0	1	0	0	0	0	0	0	1	0.0%	100.0%
5,50 - 5,99	0	0	0	0	0	0	0	0	0	0.0%	100.0%
6,00 - 6,49	0	0	0	0	0	0	0	0	0	0.0%	100.0%
6,50 - 6,99	0	0	0	0	0	0	0	0	0	0.0%	100.0%
7,00 - 7,49	0	0	0	0	0	0	0	0	0	0.0%	100.0%
7,50 - 7,99	0	0	0	0	0	0	0	0	0	0.0%	100.0%
8,00 - 8,49	0	0	0	0	0	0	0	0	0	0.0%	100.0%
8,50 - 8,99	0	0	0	0	0	0	0	0	0	0.0%	100.0%
9,00 - 9,49	0	0	0	0	0	0	0	0	0	0.0%	100.0%
9,50 - 9,99	0	0	0	0	0	0	0	0	0	0.0%	100.0%
10,00 - 10,49	0	0	0	0	0	0	0	0	0	0.0%	100.0%
10,50 - 10,99	0	0	0	0	0	0	0	0	0	0.0%	100.0%
11,00 - 11,49	0	0	0	0	0	0	0	0	0	0.0%	100.0%
11,50 - 11,99	0	0	0	0	0	0	0	0	0	0.0%	100.0%
12,00 - 12,49	0	0	0	0	0	0	0	0	0	0.0%	100.0%
12,50 - 12,99	0	0	0	0	0	0	0	0	0	0.0%	100.0%
13,00 - 13,49	0	0	0	0	0	0	0	0	0	0.0%	100.0%
13,50 - 13,99	0	0	0	0	0	0	0	0	0	0.0%	100.0%
14,00 - 14,49	0	0	0	0	0	0	0	0	0	0.0%	100.0%
14,50 - 14,99	0	0	0	0	0	0	0	0	0	0.0%	100.0%
15,00 - 15,49	0	0	0	0	0	0	0	0	0	0.0%	100.0%
15,50 - 15,99	0	0	0	0	0	0	0	0	0	0.0%	100.0%
16,00 - 16,49	0	0	0	0	0	0	0	0	0	0.0%	100.0%
16,50 - 16,99	0	0	0	0	0	0	0	0	0	0.0%	100.0%
>= 17	0	0	0	0	0	0	0	0	0	0.0%	100.0%
<b>SAMTALS</b>	1710	2058	1163	1403	4928	3757	1232	1045	17296	100.0%	<b>Nýting</b>
<b>%</b>	9.9%	11.9%	6.7%	8.1%	28.5%	21.7%	7.1%	6.0%	100.0%		<b>97.9%</b>

## Jún - Ágú

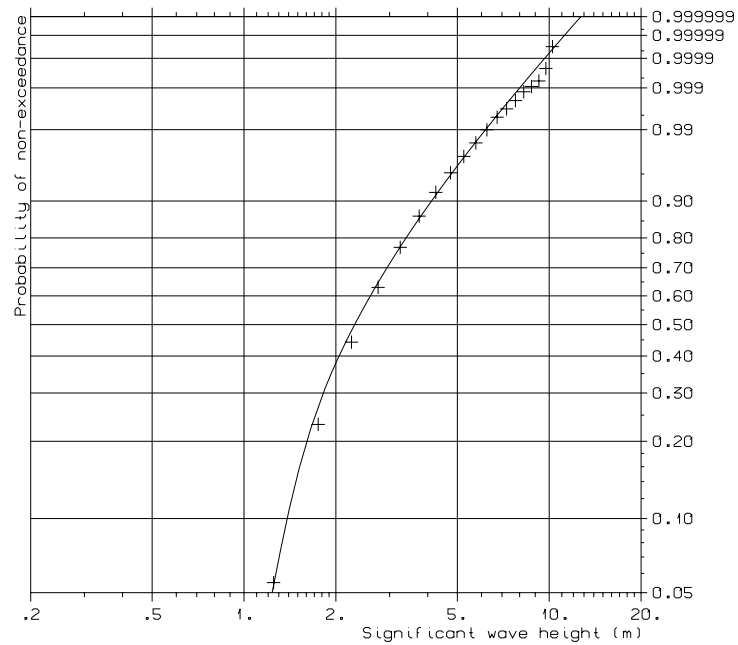
Kennialda Hrms(m)	Öldustefna								Samtals	Σ%
	0° 337.5-22.4	45° 22.5-67.4	90° 67.5-112.4	135° 112.5-157.4	180° 157.5-202.4	225° 202.5-247.4	270° 247.5-292.4	315° 292.5-337.4		
0,00 - 0,49	0.0%	0.0%	0.0%	0.0%	0.0%	0.0%	0.0%	0.0%	0.1%	0.1%
0,50 - 0,99	1.3%	2.3%	1.6%	1.4%	4.7%	4.9%	1.5%	1.0%	18.6%	18.7%
1,00 - 1,49	5.2%	7.3%	4.1%	4.6%	16.3%	14.7%	4.6%	3.1%	41.2%	59.9%
1,50 - 1,99	8.0%	10.3%	5.6%	6.7%	23.9%	19.0%	6.1%	4.6%	24.4%	84.3%
2,00 - 2,49	9.2%	11.3%	6.4%	7.7%	27.0%	20.7%	6.8%	5.4%	10.3%	94.6%
2,50 - 2,99	9.6%	11.7%	6.6%	8.0%	27.9%	21.2%	7.0%	5.8%	3.3%	97.9%
3,00 - 3,49	9.8%	11.8%	6.7%	8.1%	28.3%	21.5%	7.1%	5.9%	1.4%	99.2%
3,50 - 3,99	9.9%	11.9%	6.7%	8.1%	28.4%	21.7%	7.1%	6.0%	0.5%	99.7%
4,00 - 4,49	9.9%	11.9%	6.7%	8.1%	28.5%	21.7%	7.1%	6.0%	0.2%	99.9%
4,50 - 4,99	9.9%	11.9%	6.7%	8.1%	28.5%	21.7%	7.1%	6.0%	0.1%	100.0%
5,00 - 5,49	9.9%	11.9%	6.7%	8.1%	28.5%	21.7%	7.1%	6.0%	0.0%	100.0%
5,50 - 5,99	9.9%	11.9%	6.7%	8.1%	28.5%	21.7%	7.1%	6.0%	0.0%	100.0%
6,00 - 6,49	9.9%	11.9%	6.7%	8.1%	28.5%	21.7%	7.1%	6.0%	0.0%	100.0%
6,50 - 6,99	9.9%	11.9%	6.7%	8.1%	28.5%	21.7%	7.1%	6.0%	0.0%	100.0%
7,00 - 7,49	9.9%	11.9%	6.7%	8.1%	28.5%	21.7%	7.1%	6.0%	0.0%	100.0%
7,50 - 7,99	9.9%	11.9%	6.7%	8.1%	28.5%	21.7%	7.1%	6.0%	0.0%	100.0%
8,00 - 8,49	9.9%	11.9%	6.7%	8.1%	28.5%	21.7%	7.1%	6.0%	0.0%	100.0%
8,50 - 8,99	9.9%	11.9%	6.7%	8.1%	28.5%	21.7%	7.1%	6.0%	0.0%	100.0%
9,00 - 9,49	9.9%	11.9%	6.7%	8.1%	28.5%	21.7%	7.1%	6.0%	0.0%	100.0%
9,50 - 9,99	9.9%	11.9%	6.7%	8.1%	28.5%	21.7%	7.1%	6.0%	0.0%	100.0%
10,00 - 10,49	9.9%	11.9%	6.7%	8.1%	28.5%	21.7%	7.1%	6.0%	0.0%	100.0%
10,50 - 10,99	9.9%	11.9%	6.7%	8.1%	28.5%	21.7%	7.1%	6.0%	0.0%	100.0%
11,00 - 11,49	9.9%	11.9%	6.7%	8.1%	28.5%	21.7%	7.1%	6.0%	0.0%	100.0%
11,50 - 11,99	9.9%	11.9%	6.7%	8.1%	28.5%	21.7%	7.1%	6.0%	0.0%	100.0%
12,00 - 12,49	9.9%	11.9%	6.7%	8.1%	28.5%	21.7%	7.1%	6.0%	0.0%	100.0%
12,50 - 12,99	9.9%	11.9%	6.7%	8.1%	28.5%	21.7%	7.1%	6.0%	0.0%	100.0%
13,00 - 13,49	9.9%	11.9%	6.7%	8.1%	28.5%	21.7%	7.1%	6.0%	0.0%	100.0%
13,50 - 13,99	9.9%	11.9%	6.7%	8.1%	28.5%	21.7%	7.1%	6.0%	0.0%	100.0%
14,00 - 14,49	9.9%	11.9%	6.7%	8.1%	28.5%	21.7%	7.1%	6.0%	0.0%	100.0%
14,50 - 14,99	9.9%	11.9%	6.7%	8.1%	28.5%	21.7%	7.1%	6.0%	0.0%	100.0%
15,00 - 15,49	9.9%	11.9%	6.7%	8.1%	28.5%	21.7%	7.1%	6.0%	0.0%	100.0%
15,50 - 15,99	9.9%	11.9%	6.7%	8.1%	28.5%	21.7%	7.1%	6.0%	0.0%	100.0%
16,00 - 16,49	9.9%	11.9%	6.7%	8.1%	28.5%	21.7%	7.1%	6.0%	0.0%	100.0%
16,50 - 16,99	9.9%	11.9%	6.7%	8.1%	28.5%	21.7%	7.1%	6.0%	0.0%	100.0%
>= 17	9.9%	11.9%	6.7%	8.1%	28.5%	21.7%	7.1%	6.0%	0.0%	100.0%

Jún - Ágú

Kennialda Hrms(m)	Sveiflutími Tp[s]																			Samtals	%	Σ%
	0	3	4	5	6	7	8	9	10	11	12	13	14	15	16	17	18	19	>20			
0,00 - 0,49	0	0	0	0	2	12	1	0	0	0	0	0	0	0	0	0	0	0	0	15	0.1%	0.1%
0,50 - 0,99	0	1	59	500	1270	917	354	77	26	9	0	0	0	0	0	0	0	0	3213	18.6%	18.7%	
1,00 - 1,49	0	0	65	1131	2227	2332	1089	212	46	26	4	0	0	0	0	0	0	0	7132	41.2%	59.9%	
1,50 - 1,99	0	0	0	461	1665	1276	627	141	31	14	4	0	0	0	0	0	0	0	4219	24.4%	84.3%	
2,00 - 2,49	0	0	0	30	684	622	302	126	18	1	1	0	0	0	0	0	0	0	1784	10.3%	94.6%	
2,50 - 2,99	0	0	0	0	105	282	126	49	7	0	0	0	0	0	0	0	0	0	569	3.3%	97.9%	
3,00 - 3,49	0	0	0	0	1	120	86	19	7	1	0	0	0	0	0	0	0	0	234	1.4%	99.2%	
3,50 - 3,99	0	0	0	0	0	17	47	13	5	1	0	0	0	0	0	0	0	0	83	0.5%	99.7%	
4,00 - 4,49	0	0	0	0	0	1	25	8	1	1	0	0	0	0	0	0	0	0	36	0.2%	99.9%	
4,50 - 4,99	0	0	0	0	0	0	5	4	0	1	0	0	0	0	0	0	0	0	10	0.1%	100.0%	
5,00 - 5,49	0	0	0	0	0	0	0	1	0	0	0	0	0	0	0	0	0	0	1	0.0%	100.0%	
5,50 - 5,99	0	0	0	0	0	0	0	0	0	0	0	0	0	0	0	0	0	0	0	0.0%	100.0%	
6,00 - 6,49	0	0	0	0	0	0	0	0	0	0	0	0	0	0	0	0	0	0	0	0.0%	100.0%	
6,50 - 6,99	0	0	0	0	0	0	0	0	0	0	0	0	0	0	0	0	0	0	0	0.0%	100.0%	
7,00 - 7,49	0	0	0	0	0	0	0	0	0	0	0	0	0	0	0	0	0	0	0	0.0%	100.0%	
7,50 - 7,99	0	0	0	0	0	0	0	0	0	0	0	0	0	0	0	0	0	0	0	0.0%	100.0%	
8,00 - 8,49	0	0	0	0	0	0	0	0	0	0	0	0	0	0	0	0	0	0	0	0.0%	100.0%	
8,50 - 8,99	0	0	0	0	0	0	0	0	0	0	0	0	0	0	0	0	0	0	0	0.0%	100.0%	
9,00 - 9,49	0	0	0	0	0	0	0	0	0	0	0	0	0	0	0	0	0	0	0	0.0%	100.0%	
9,50 - 9,99	0	0	0	0	0	0	0	0	0	0	0	0	0	0	0	0	0	0	0	0.0%	100.0%	
10,00 - 10,49	0	0	0	0	0	0	0	0	0	0	0	0	0	0	0	0	0	0	0	0.0%	100.0%	
10,50 - 10,99	0	0	0	0	0	0	0	0	0	0	0	0	0	0	0	0	0	0	0	0.0%	100.0%	
11,00 - 11,49	0	0	0	0	0	0	0	0	0	0	0	0	0	0	0	0	0	0	0	0.0%	100.0%	
11,50 - 11,99	0	0	0	0	0	0	0	0	0	0	0	0	0	0	0	0	0	0	0	0.0%	100.0%	
12,00 - 12,49	0	0	0	0	0	0	0	0	0	0	0	0	0	0	0	0	0	0	0	0.0%	100.0%	
12,50 - 12,99	0	0	0	0	0	0	0	0	0	0	0	0	0	0	0	0	0	0	0	0.0%	100.0%	
13,00 - 13,49	0	0	0	0	0	0	0	0	0	0	0	0	0	0	0	0	0	0	0	0.0%	100.0%	
13,50 - 13,99	0	0	0	0	0	0	0	0	0	0	0	0	0	0	0	0	0	0	0	0.0%	100.0%	
14,00 - 14,49	0	0	0	0	0	0	0	0	0	0	0	0	0	0	0	0	0	0	0	0.0%	100.0%	
14,50 - 14,99	0	0	0	0	0	0	0	0	0	0	0	0	0	0	0	0	0	0	0	0.0%	100.0%	
15,00 - 15,49	0	0	0	0	0	0	0	0	0	0	0	0	0	0	0	0	0	0	0	0.0%	100.0%	
15,50 - 15,99	0	0	0	0	0	0	0	0	0	0	0	0	0	0	0	0	0	0	0	0.0%	100.0%	
16,00 - 16,49	0	0	0	0	0	0	0	0	0	0	0	0	0	0	0	0	0	0	0	0.0%	100.0%	
16,50 - 16,99	0	0	0	0	0	0	0	0	0	0	0	0	0	0	0	0	0	0	0	0.0%	100.0%	
>= 17	0	0	0	0	0	0	0	0	0	0	0	0	0	0	0	0	0	0	0	0.0%	100.0%	
<b>SAMTALS</b>	0	1	124	2122	5954	5579	2662	650	141	54	9	0	0	0	0	0	0	0	17296	100.0%	<b>Nýting</b>	
<b>%</b>	0.0%	0.0%	0.7%	12.3%	34.4%	32.3%	15.4%	3.8%	0.8%	0.3%	0.1%	0.0%	0.0%	0.0%	0.0%	0.0%	0.0%	0.0%	0.0%	100.0%		<b>97.9%</b>

67,5°N 7,5°V  
Sep - Nóv

Tíðni (% af tíma)	Endur- komutími (ár)	0°	45°	90°	135°	180°	225°	270°	315°	Samtals
Weibull 3 par										
60%	1 ár	-	-	-	-	-	-	-	-	2.6
70%		-	-	-	-	-	-	-	-	2.9
80%		-	-	-	-	-	-	-	-	3.4
90%		-	-	-	-	2.3	-	-	-	4.1
95%		3.3	2.6	-	-	3.1	2.8	-	-	4.8
98%		4.4	3.6	2.8	3.3	4.1	3.7	2.8	3.4	5.6
99%		5.2	4.2	3.6	3.9	4.7	4.3	3.6	4.3	6.2
		8.3	6.5	6.5	6.3	7.3	7.0	6.6	7.7	8.8
Weibull 5m þröskuldsgildi										
	1 ár	8.4	6.3	6.8	6.6	7.3	7.4	6.5	7.9	8.9
	5 ár	9.8	6.9	7.6	7.6	8.2	8.8	7.9	9.4	10.1
	10 ár	10.4	7.1	7.9	8.0	8.6	9.4	8.5	10.0	10.6
	25 ár	11.2	7.4	8.3	8.5	9.1	10.1	9.3	10.8	11.2
	50 ár	11.8	7.6	8.5	8.9	9.4	10.7	9.9	11.4	11.7
	100 ár	12.3	7.8	8.8	9.3	9.7	11.2	10.5	12.0	12.1
		18.2%	13.0%	6.7%	9.4%	21.1%	16.2%	7.5%	7.8%	100.0%



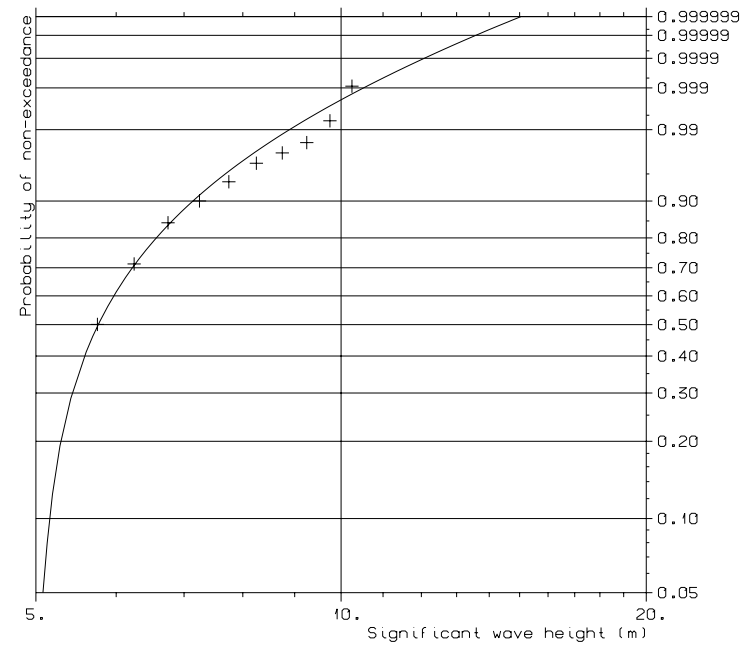
MODEL DISTRIBUTION:	
WEIBULL parameters:	
Shape	1.339
Scale	1.639
Location	1.058
Estimated using: Method of Moments	

ESTIMATED EXTREMES:	
"RETURN" PERIOD	VALUE
- years -	- m -
0.0	3.4
0.0	4.1
0.0	5.6
1.0	8.8
Duration of exceedance: 3.0 hours	

OBSERVED DISTRIBUTION:	
Mean value	2.56
Std. deviation	1.14
Skewness	1.29

GENERAL INFORMATION:	
No. of data	: 17108
No. of indep. data:	2851

Pkt no. 1, 67.5 N 7.5 V Spagogn fra ECMWF ERA 40 1958-2005 Sep-Nov Samtals	FIGURE 201.36
--	------------------



MODEL DISTRIBUTION:	
WEIBULL parameters:	
Shape	1.160
Scale	1.044
Location	5.000
Limit at	5.000
Estimated using: Max. Likelihood Method	

ESTIMATED EXTREMES:	
"RETURN" PERIOD	VALUE
- years -	- m -
1.0	8.9
5.0	10.1
25.	11.2
100.	12.1
Duration of exceedance: 3.0 hours	

OBSERVED DISTRIBUTION:	
Mean value	5.99
Std. deviation	0.93
Skewness	1.84

GENERAL INFORMATION:	
No. of data	: 612
No. of indep. data:	102
Distrib. weight	: 3.58 %

Pkt no. 1, 67.5 N 7.5 V Spagogn fra ECMWF ERA 40 1958-2005 Sep-Nov Samtals	FIGURE 201.36
--	------------------

Sep - Nóv

Kennialda Hrms(m)	Öldustefna								Samtals	%	Σ%
	0° 337.5-22.4	45° 22.5-67.4	90° 67.5-112.4	135° 112.5-157.4	180° 157.5-202.4	225° 202.5-247.4	270° 247.5-292.4	315° 292.5-337.4			
0,00 - 0,49	0	0	0	1	8	0	0	0	9	0.1%	0.1%
0,50 - 0,99	37	46	35	38	78	51	24	22	331	1.9%	2.0%
1,00 - 1,49	340	332	170	151	501	425	194	143	2256	13.2%	15.2%
1,50 - 1,99	518	472	219	296	767	576	319	258	3425	20.0%	35.2%
2,00 - 2,49	589	464	242	364	735	574	282	253	3503	20.5%	55.7%
2,50 - 2,99	531	296	199	294	579	459	167	165	2690	15.7%	71.4%
3,00 - 3,49	360	274	122	233	388	303	130	173	1983	11.6%	83.0%
3,50 - 3,99	266	139	65	104	217	175	73	120	1159	6.8%	89.8%
4,00 - 4,49	184	71	29	60	137	99	43	90	713	4.2%	93.9%
4,50 - 4,99	114	65	26	30	81	49	24	38	427	2.5%	96.4%
5,00 - 5,49	71	33	11	18	42	26	17	26	244	1.4%	97.8%
5,50 - 5,99	34	19	5	7	33	15	10	17	140	0.8%	98.7%
6,00 - 6,49	34	9	11	7	25	11	2	13	112	0.7%	99.3%
6,50 - 6,99	15	3	3	5	6	3	2	6	43	0.3%	99.6%
7,00 - 7,49	6	1	4	2	4	2	1	4	24	0.1%	99.7%
7,50 - 7,99	6	0	1	0	5	5	0	5	22	0.1%	99.8%
8,00 - 8,49	3	0	0	1	1	2	0	3	10	0.1%	99.9%
8,50 - 8,99	2	0	0	0	0	1	0	0	3	0.0%	99.9%
9,00 - 9,49	3	0	0	0	1	1	1	1	7	0.0%	100.0%
9,50 - 9,99	4	0	0	0	0	0	0	2	6	0.0%	100.0%
10,00 - 10,49	0	0	0	0	0	0	1	0	1	0.0%	100.0%
10,50 - 10,99	0	0	0	0	0	0	0	0	0	0.0%	100.0%
11,00 - 11,49	0	0	0	0	0	0	0	0	0	0.0%	100.0%
11,50 - 11,99	0	0	0	0	0	0	0	0	0	0.0%	100.0%
12,00 - 12,49	0	0	0	0	0	0	0	0	0	0.0%	100.0%
12,50 - 12,99	0	0	0	0	0	0	0	0	0	0.0%	100.0%
13,00 - 13,49	0	0	0	0	0	0	0	0	0	0.0%	100.0%
13,50 - 13,99	0	0	0	0	0	0	0	0	0	0.0%	100.0%
14,00 - 14,49	0	0	0	0	0	0	0	0	0	0.0%	100.0%
14,50 - 14,99	0	0	0	0	0	0	0	0	0	0.0%	100.0%
15,00 - 15,49	0	0	0	0	0	0	0	0	0	0.0%	100.0%
15,50 - 15,99	0	0	0	0	0	0	0	0	0	0.0%	100.0%
16,00 - 16,49	0	0	0	0	0	0	0	0	0	0.0%	100.0%
16,50 - 16,99	0	0	0	0	0	0	0	0	0	0.0%	100.0%
>= 17	0	0	0	0	0	0	0	0	0	0.0%	100.0%
<b>SAMTALS</b>	3117	2224	1142	1611	3608	2777	1290	1339	17108	100.0%	<b>Nýting</b>
<b>%</b>	18.2%	13.0%	6.7%	9.4%	21.1%	16.2%	7.5%	7.8%	100.0%		<b>97.9%</b>

Sep - Nóv

Kennialda Hrms(m)	Öldustefna								Samtals	Σ%
	0° 337.5-22.4	45° 22.5-67.4	90° 67.5-112.4	135° 112.5-157.4	180° 157.5-202.4	225° 202.5-247.4	270° 247.5-292.4	315° 292.5-337.4		
0,00 - 0,49	0.0%	0.0%	0.0%	0.0%	0.0%	0.0%	0.0%	0.0%	0.1%	0.1%
0,50 - 0,99	0.2%	0.3%	0.2%	0.2%	0.5%	0.3%	0.1%	0.1%	1.9%	2.0%
1,00 - 1,49	2.2%	2.2%	1.2%	1.1%	3.4%	2.8%	1.3%	1.0%	13.2%	15.2%
1,50 - 1,99	5.2%	5.0%	2.5%	2.8%	7.9%	6.1%	3.1%	2.5%	20.0%	35.2%
2,00 - 2,49	8.7%	7.7%	3.9%	5.0%	12.2%	9.5%	4.8%	4.0%	20.5%	55.7%
2,50 - 2,99	11.8%	9.4%	5.1%	6.7%	15.6%	12.2%	5.8%	4.9%	15.7%	71.4%
3,00 - 3,49	13.9%	11.0%	5.8%	8.0%	17.9%	14.0%	6.5%	5.9%	11.6%	83.0%
3,50 - 3,99	15.4%	11.8%	6.1%	8.7%	19.1%	15.0%	6.9%	6.6%	6.8%	89.8%
4,00 - 4,49	16.5%	12.2%	6.3%	9.0%	19.9%	15.6%	7.2%	7.2%	4.2%	93.9%
4,50 - 4,99	17.2%	12.6%	6.5%	9.2%	20.4%	15.8%	7.3%	7.4%	2.5%	96.4%
5,00 - 5,49	17.6%	12.8%	6.5%	9.3%	20.7%	16.0%	7.4%	7.5%	1.4%	97.8%
5,50 - 5,99	17.8%	12.9%	6.6%	9.3%	20.8%	16.1%	7.5%	7.6%	0.8%	98.7%
6,00 - 6,49	18.0%	13.0%	6.6%	9.4%	21.0%	16.2%	7.5%	7.7%	0.7%	99.3%
6,50 - 6,99	18.1%	13.0%	6.6%	9.4%	21.0%	16.2%	7.5%	7.7%	0.3%	99.6%
7,00 - 7,49	18.1%	13.0%	6.7%	9.4%	21.0%	16.2%	7.5%	7.8%	0.1%	99.7%
7,50 - 7,99	18.1%	13.0%	6.7%	9.4%	21.1%	16.2%	7.5%	7.8%	0.1%	99.8%
8,00 - 8,49	18.2%	13.0%	6.7%	9.4%	21.1%	16.2%	7.5%	7.8%	0.1%	99.9%
8,50 - 8,99	18.2%	13.0%	6.7%	9.4%	21.1%	16.2%	7.5%	7.8%	0.0%	99.9%
9,00 - 9,49	18.2%	13.0%	6.7%	9.4%	21.1%	16.2%	7.5%	7.8%	0.0%	100.0%
9,50 - 9,99	18.2%	13.0%	6.7%	9.4%	21.1%	16.2%	7.5%	7.8%	0.0%	100.0%
10,00 - 10,49	18.2%	13.0%	6.7%	9.4%	21.1%	16.2%	7.5%	7.8%	0.0%	100.0%
10,50 - 10,99	18.2%	13.0%	6.7%	9.4%	21.1%	16.2%	7.5%	7.8%	0.0%	100.0%
11,00 - 11,49	18.2%	13.0%	6.7%	9.4%	21.1%	16.2%	7.5%	7.8%	0.0%	100.0%
11,50 - 11,99	18.2%	13.0%	6.7%	9.4%	21.1%	16.2%	7.5%	7.8%	0.0%	100.0%
12,00 - 12,49	18.2%	13.0%	6.7%	9.4%	21.1%	16.2%	7.5%	7.8%	0.0%	100.0%
12,50 - 12,99	18.2%	13.0%	6.7%	9.4%	21.1%	16.2%	7.5%	7.8%	0.0%	100.0%
13,00 - 13,49	18.2%	13.0%	6.7%	9.4%	21.1%	16.2%	7.5%	7.8%	0.0%	100.0%
13,50 - 13,99	18.2%	13.0%	6.7%	9.4%	21.1%	16.2%	7.5%	7.8%	0.0%	100.0%
14,00 - 14,49	18.2%	13.0%	6.7%	9.4%	21.1%	16.2%	7.5%	7.8%	0.0%	100.0%
14,50 - 14,99	18.2%	13.0%	6.7%	9.4%	21.1%	16.2%	7.5%	7.8%	0.0%	100.0%
15,00 - 15,49	18.2%	13.0%	6.7%	9.4%	21.1%	16.2%	7.5%	7.8%	0.0%	100.0%
15,50 - 15,99	18.2%	13.0%	6.7%	9.4%	21.1%	16.2%	7.5%	7.8%	0.0%	100.0%
16,00 - 16,49	18.2%	13.0%	6.7%	9.4%	21.1%	16.2%	7.5%	7.8%	0.0%	100.0%
16,50 - 16,99	18.2%	13.0%	6.7%	9.4%	21.1%	16.2%	7.5%	7.8%	0.0%	100.0%
>= 17	18.2%	13.0%	6.7%	9.4%	21.1%	16.2%	7.5%	7.8%	0.0%	100.0%

Sep - Nóv

Kennialda Hrms(m)	Sveiflutími Tp[s]																			Samtals	%	Σ%
	0	3	4	5	6	7	8	9	10	11	12	13	14	15	16	17	18	19	>20			
0,00 - 0,49	0	0	0	0	5	4	0	0	0	0	0	0	0	0	0	0	0	0	0	9	0.1%	0.1%
0,50 - 0,99	0	0	1	45	155	114	16	0	0	0	0	0	0	0	0	0	0	0	0	331	1.9%	2.0%
1,00 - 1,49	0	0	6	259	631	885	392	60	21	2	0	0	0	0	0	0	0	0	0	2256	13.2%	15.2%
1,50 - 1,99	0	0	0	154	789	1086	1012	336	44	0	2	2	0	0	0	0	0	0	0	3425	20.0%	35.2%
2,00 - 2,49	0	0	0	26	576	1054	1072	655	101	19	0	0	0	0	0	0	0	0	0	3503	20.5%	55.7%
2,50 - 2,99	0	0	0	0	179	857	791	652	194	15	2	0	0	0	0	0	0	0	0	2690	15.7%	71.4%
3,00 - 3,49	0	0	0	0	16	468	742	457	255	45	0	0	0	0	0	0	0	0	0	1983	11.6%	83.0%
3,50 - 3,99	0	0	0	0	4	125	464	329	173	53	11	0	0	0	0	0	0	0	0	1159	6.8%	89.8%
4,00 - 4,49	0	0	0	0	0	13	272	264	109	48	6	1	0	0	0	0	0	0	0	713	4.2%	93.9%
4,50 - 4,99	0	0	0	0	0	1	97	187	92	44	6	0	0	0	0	0	0	0	0	427	2.5%	96.4%
5,00 - 5,49	0	0	0	0	0	0	15	126	63	31	9	0	0	0	0	0	0	0	0	244	1.4%	97.8%
5,50 - 5,99	0	0	0	0	0	0	4	42	66	23	3	2	0	0	0	0	0	0	0	140	0.8%	98.7%
6,00 - 6,49	0	0	0	0	0	0	0	21	54	28	9	0	0	0	0	0	0	0	0	112	0.7%	99.3%
6,50 - 6,99	0	0	0	0	0	0	0	2	20	17	1	1	2	0	0	0	0	0	0	43	0.3%	99.6%
7,00 - 7,49	0	0	0	0	0	0	0	0	9	12	2	0	1	0	0	0	0	0	0	24	0.1%	99.7%
7,50 - 7,99	0	0	0	0	0	0	0	0	7	12	3	0	0	0	0	0	0	0	0	22	0.1%	99.8%
8,00 - 8,49	0	0	0	0	0	0	0	0	1	7	2	0	0	0	0	0	0	0	0	10	0.1%	99.9%
8,50 - 8,99	0	0	0	0	0	0	0	0	0	2	1	0	0	0	0	0	0	0	0	3	0.0%	99.9%
9,00 - 9,49	0	0	0	0	0	0	0	0	0	3	4	0	0	0	0	0	0	0	0	7	0.0%	100.0%
9,50 - 9,99	0	0	0	0	0	0	0	0	0	1	5	0	0	0	0	0	0	0	0	6	0.0%	100.0%
10,00 - 10,49	0	0	0	0	0	0	0	0	0	0	1	0	0	0	0	0	0	0	0	1	0.0%	100.0%
10,50 - 10,99	0	0	0	0	0	0	0	0	0	0	0	0	0	0	0	0	0	0	0	0	0.0%	100.0%
11,00 - 11,49	0	0	0	0	0	0	0	0	0	0	0	0	0	0	0	0	0	0	0	0	0.0%	100.0%
11,50 - 11,99	0	0	0	0	0	0	0	0	0	0	0	0	0	0	0	0	0	0	0	0	0.0%	100.0%
12,00 - 12,49	0	0	0	0	0	0	0	0	0	0	0	0	0	0	0	0	0	0	0	0	0.0%	100.0%
12,50 - 12,99	0	0	0	0	0	0	0	0	0	0	0	0	0	0	0	0	0	0	0	0	0.0%	100.0%
13,00 - 13,49	0	0	0	0	0	0	0	0	0	0	0	0	0	0	0	0	0	0	0	0	0.0%	100.0%
13,50 - 13,99	0	0	0	0	0	0	0	0	0	0	0	0	0	0	0	0	0	0	0	0	0.0%	100.0%
14,00 - 14,49	0	0	0	0	0	0	0	0	0	0	0	0	0	0	0	0	0	0	0	0	0.0%	100.0%
14,50 - 14,99	0	0	0	0	0	0	0	0	0	0	0	0	0	0	0	0	0	0	0	0	0.0%	100.0%
15,00 - 15,49	0	0	0	0	0	0	0	0	0	0	0	0	0	0	0	0	0	0	0	0	0.0%	100.0%
15,50 - 15,99	0	0	0	0	0	0	0	0	0	0	0	0	0	0	0	0	0	0	0	0	0.0%	100.0%
16,00 - 16,49	0	0	0	0	0	0	0	0	0	0	0	0	0	0	0	0	0	0	0	0	0.0%	100.0%
16,50 - 16,99	0	0	0	0	0	0	0	0	0	0	0	0	0	0	0	0	0	0	0	0	0.0%	100.0%
>= 17	0	0	0	0	0	0	0	0	0	0	0	0	0	0	0	0	0	0	0	0	0.0%	100.0%
<b>SAMTALS</b>	0	0	7	484	2355	4607	4877	3131	1209	362	67	6	3	0	0	0	0	0	0	17108	100.0%	<b>Nýting</b>
<b>%</b>	0.0%	0.0%	0.0%	2.8%	13.8%	26.9%	28.5%	18.3%	7.1%	2.1%	0.4%	0.0%	0.0%	0.0%	0.0%	0.0%	0.0%	0.0%	0.0%	100.0%		<b>97.9%</b>



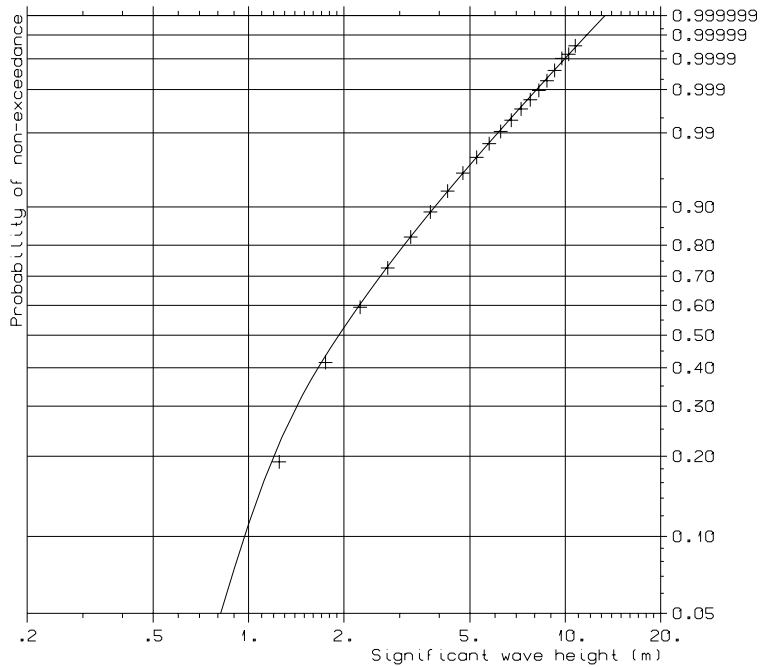
## Viðauki III d

Staðsetning: 69,0°N, 10,5°V

- Líkindadreifing öldu
  - Tíðni / endurkomutími eftir árstíðum
  
- Talningar
  - Talning eftir mánuðum og árstíðum fyrir
    - Öldustefnur
    - Sveiflutíma

69,0°N 10,5°V

Tíðni (% af tíma)	Endur- komutími (ár)	Jan	Feb	Mar	Apr	Maí	Jún	Júl	Ágú	Sep	Okt	Nóv	Des	Des-Feb	Mar-Maí	Jún-Ágú	Sep-Nóv	Jan-Des
Weibull 3 par																		
60%	1 ár	3.1	3.1	2.8	2.1	1.6	1.4	1.3	1.4	1.9	2.5	2.8	3.1	3.1	2.1	1.4	2.4	2.2
70%		3.5	3.5	3.1	2.4	1.8	1.6	1.4	1.6	2.2	2.8	3.2	3.5	3.5	2.5	1.5	2.8	2.6
80%		4.0	4.0	3.6	2.8	2.1	1.8	1.7	1.9	2.6	3.3	3.7	4.0	4.0	2.9	1.8	3.2	3.1
90%		4.8	4.8	4.3	3.4	2.6	2.2	2.0	2.3	3.2	4.0	4.4	4.7	4.8	3.6	2.2	3.9	3.9
95%		5.5	5.5	5.0	4.0	3.1	2.6	2.3	2.6	3.7	4.6	5.2	5.4	5.5	4.3	2.5	4.6	4.6
98%		6.4	6.3	5.8	4.8	3.7	3.0	2.6	3.1	4.4	5.5	6.1	6.2	6.3	5.1	2.9	5.5	5.5
99%		7.0	6.9	6.4	5.3	4.2	3.3	2.9	3.4	4.9	6.1	6.7	6.8	6.9	5.7	3.2	6.1	6.1
Weibull 5m þröskuldsgildi																		
	1 ár	9.4	9.5	8.6	7.7	6.8	-	-	-	7.7	9.1	9.4	9.3	9.4	8.1	-	9.0	8.8
	5 ár	10.5	10.6	9.6	8.6	7.3	-	-	-	9.0	10.3	10.6	10.4	10.5	9.0	-	10.3	9.9
	10 ár	11.0	11.0	10.0	8.9	7.5	-	-	-	9.6	10.9	11.1	10.9	11.0	9.4	-	10.8	10.4
	25 ár	11.5	11.6	10.5	9.4	7.8	-	-	-	10.3	11.5	11.7	11.5	11.6	9.9	-	11.4	11.0
	50 ár	12.0	12.1	10.8	9.7	7.9	-	-	-	10.9	12.0	12.2	12.0	12.0	10.2	-	11.9	11.4
	100 ár	12.4	12.5	11.2	10.0	8.1	-	-	-	11.4	12.5	12.6	12.4	12.4	10.6	-	12.4	11.8



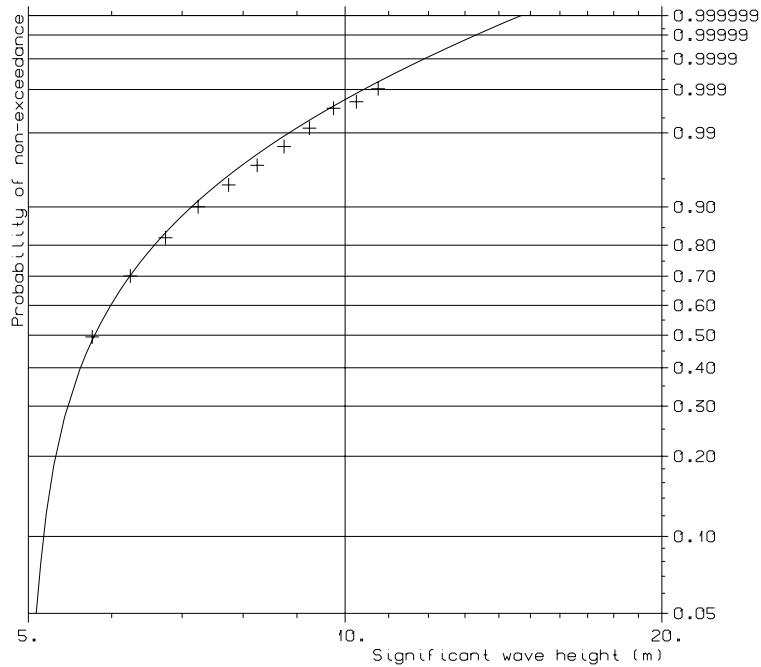
MODEL DISTRIBUTION:	
WEIBULL parameters:	
Shape	1.308
Scale	1.706
Location	0.640
Estimated using:	
Method of Moments	

ESTIMATED EXTREMES:		
"RETURN" PERIOD	VALUE	
- years -	- m -	
0.0	3.1	
0.0	3.9	
0.0	5.5	
1.0	9.0	
Duration of exceedance:		
3.0 hours		

OBSERVED DISTRIBUTION:	
Mean value	2.21
Std. deviation	1.21
Skewness	1.33

GENERAL INFORMATION:	
No. of data	: 68096
No. of indep. data	: 11349

Pkt no. 5, 69, N 10.5 V Spagogn fra ECMWF ERA 40 1958-2005 Samtals	FIGURE 105.17
--	------------------



MODEL DISTRIBUTION:	
WEIBULL parameters:	
Shape	1.188
Scale	1.063
Location	5.000
Limit at	5.000
Estimated using:	
Max. Likelihood Method	

ESTIMATED EXTREMES:		
"RETURN" PERIOD	VALUE	
- years -	- m -	
1.0	8.8	
5.0	9.9	
25.	11.0	
100.	11.8	
Duration of exceedance:		
3.0 hours		

OBSERVED DISTRIBUTION:	
Mean value	6.00
Std. deviation	0.90
Skewness	1.64

GENERAL INFORMATION:	
No. of data	: 2162
No. of indep. data	: 360
Distrib. weight	: 3.17 %

Pkt no. 5, 69, N 10.5 V Spagogn fra ECMWF ERA 40 1958-2005 Samtals	FIGURE 105.17
--	------------------



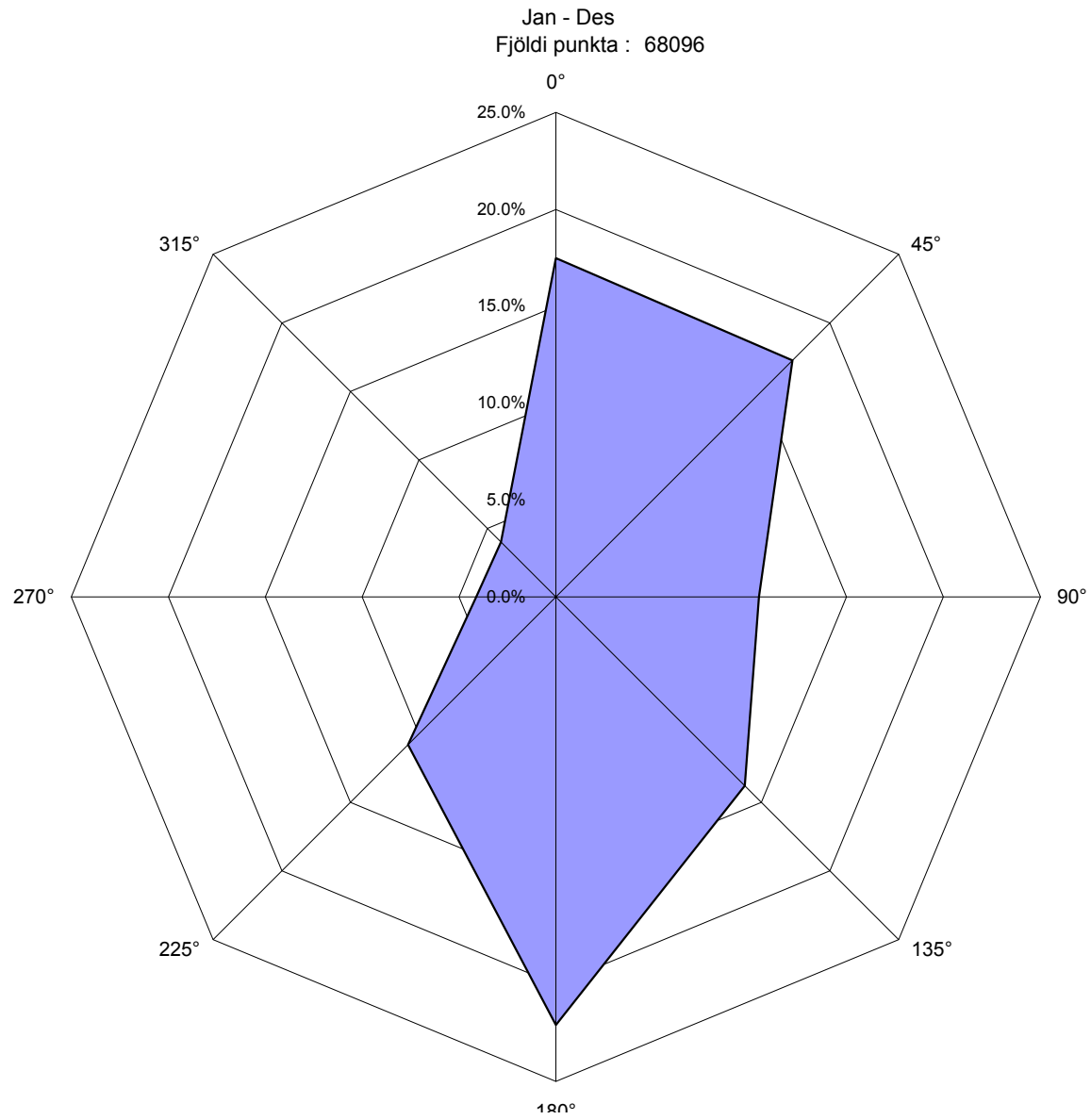


Jan - Des

Kennialda Hrms(m)	Öldustefna								Samtals	%	Σ%
	0° 337.5-22.4	45° 22.5-67.4	90° 67.5-112.4	135° 112.5-157.4	180° 157.5-202.4	225° 202.5-247.4	270° 247.5-292.4	315° 292.5-337.4			
0,00 - 0,49	6	6	21	45	58	33	2	1	172	0.3%	0.3%
0,50 - 0,99	495	1314	980	996	1991	1090	270	217	7353	10.8%	11.1%
1,00 - 1,49	1562	2649	1762	2047	3764	2023	638	469	14914	21.9%	33.0%
1,50 - 1,99	1888	2488	1360	1861	3056	1394	631	511	13189	19.4%	52.3%
2,00 - 2,49	1972	1770	1025	1484	2149	1001	420	396	10217	15.0%	67.3%
2,50 - 2,99	1590	1291	781	1202	1473	706	299	353	7695	11.3%	78.6%
3,00 - 3,49	1292	864	472	714	979	466	201	286	5274	7.7%	86.4%
3,50 - 3,99	1069	553	271	416	586	251	134	192	3472	5.1%	91.5%
4,00 - 4,49	735	313	191	225	395	141	82	126	2208	3.2%	94.7%
4,50 - 4,99	498	197	124	156	255	100	48	62	1440	2.1%	96.8%
5,00 - 5,49	276	116	67	93	143	53	29	53	830	1.2%	98.0%
5,50 - 5,99	180	96	32	68	89	33	17	30	545	0.8%	98.8%
6,00 - 6,49	110	38	20	32	43	23	15	13	294	0.4%	99.3%
6,50 - 6,99	97	31	12	20	33	17	5	8	223	0.3%	99.6%
7,00 - 7,49	54	11	12	6	12	4	5	7	111	0.2%	99.8%
7,50 - 7,99	37	9	3	4	4	2	2	2	63	0.1%	99.9%
8,00 - 8,49	19	7	1	7	6	3	2	3	48	0.1%	99.9%
8,50 - 8,99	10	4	0	3	3	0	1	0	21	0.0%	100.0%
9,00 - 9,49	11	2	0	0	1	1	1	3	19	0.0%	100.0%
9,50 - 9,99	2	0	0	0	0	1	0	0	3	0.0%	100.0%
10,00 - 10,49	0	0	0	0	0	0	1	0	1	0.0%	100.0%
10,50 - 10,99	1	1	0	2	0	0	0	0	4	0.0%	100.0%
11,00 - 11,49	0	0	0	0	0	0	0	0	0	0.0%	100.0%
11,50 - 11,99	0	0	0	0	0	0	0	0	0	0.0%	100.0%
12,00 - 12,49	0	0	0	0	0	0	0	0	0	0.0%	100.0%
12,50 - 12,99	0	0	0	0	0	0	0	0	0	0.0%	100.0%
13,00 - 13,49	0	0	0	0	0	0	0	0	0	0.0%	100.0%
13,50 - 13,99	0	0	0	0	0	0	0	0	0	0.0%	100.0%
14,00 - 14,49	0	0	0	0	0	0	0	0	0	0.0%	100.0%
14,50 - 14,99	0	0	0	0	0	0	0	0	0	0.0%	100.0%
15,00 - 15,49	0	0	0	0	0	0	0	0	0	0.0%	100.0%
15,50 - 15,99	0	0	0	0	0	0	0	0	0	0.0%	100.0%
16,00 - 16,49	0	0	0	0	0	0	0	0	0	0.0%	100.0%
16,50 - 16,99	0	0	0	0	0	0	0	0	0	0.0%	100.0%
>= 17	0	0	0	0	0	0	0	0	0	0.0%	100.0%
<b>SAMTALS</b>	11904	11760	7134	9381	15040	7342	2803	2732	68096	100.0%	<b>Nýting</b>
<b>%</b>	17.5%	17.3%	10.5%	13.8%	22.1%	10.8%	4.1%	4.0%	100.0%		<b>97.1%</b>

Jan - Des

Kennialda Hrms(m)	Öldustefna								Samtals	Σ%
	0° 337.5-22.4	45° 22.5-67.4	90° 67.5-112.4	135° 112.5-157.4	180° 157.5-202.4	225° 202.5-247.4	270° 247.5-292.4	315° 292.5-337.4		
0,00 - 0,49	0.0%	0.0%	0.0%	0.1%	0.1%	0.0%	0.0%	0.0%	0.3%	0.3%
0,50 - 0,99	0.7%	1.9%	1.5%	1.5%	3.0%	1.6%	0.4%	0.3%	10.8%	11.1%
1,00 - 1,49	3.0%	5.8%	4.1%	4.5%	8.5%	4.6%	1.3%	1.0%	21.9%	33.0%
1,50 - 1,99	5.8%	9.5%	6.1%	7.3%	13.0%	6.7%	2.3%	1.8%	19.4%	52.3%
2,00 - 2,49	8.7%	12.1%	7.6%	9.4%	16.2%	8.1%	2.9%	2.3%	15.0%	67.3%
2,50 - 2,99	11.0%	14.0%	8.7%	11.2%	18.3%	9.2%	3.3%	2.9%	11.3%	78.6%
3,00 - 3,49	12.9%	15.2%	9.4%	12.3%	19.8%	9.9%	3.6%	3.3%	7.7%	86.4%
3,50 - 3,99	14.5%	16.1%	9.8%	12.9%	20.6%	10.2%	3.8%	3.6%	5.1%	91.5%
4,00 - 4,49	15.6%	16.5%	10.1%	13.2%	21.2%	10.4%	3.9%	3.7%	3.2%	94.7%
4,50 - 4,99	16.3%	16.8%	10.3%	13.4%	21.6%	10.6%	4.0%	3.8%	2.1%	96.8%
5,00 - 5,49	16.7%	17.0%	10.4%	13.6%	21.8%	10.7%	4.0%	3.9%	1.2%	98.0%
5,50 - 5,99	17.0%	17.1%	10.4%	13.7%	21.9%	10.7%	4.1%	4.0%	0.8%	98.8%
6,00 - 6,49	17.1%	17.2%	10.4%	13.7%	22.0%	10.7%	4.1%	4.0%	0.4%	99.3%
6,50 - 6,99	17.3%	17.2%	10.5%	13.7%	22.0%	10.8%	4.1%	4.0%	0.3%	99.6%
7,00 - 7,49	17.4%	17.2%	10.5%	13.8%	22.1%	10.8%	4.1%	4.0%	0.2%	99.8%
7,50 - 7,99	17.4%	17.2%	10.5%	13.8%	22.1%	10.8%	4.1%	4.0%	0.1%	99.9%
8,00 - 8,49	17.4%	17.3%	10.5%	13.8%	22.1%	10.8%	4.1%	4.0%	0.1%	99.9%
8,50 - 8,99	17.5%	17.3%	10.5%	13.8%	22.1%	10.8%	4.1%	4.0%	0.0%	100.0%
9,00 - 9,49	17.5%	17.3%	10.5%	13.8%	22.1%	10.8%	4.1%	4.0%	0.0%	100.0%
9,50 - 9,99	17.5%	17.3%	10.5%	13.8%	22.1%	10.8%	4.1%	4.0%	0.0%	100.0%
10,00 - 10,49	17.5%	17.3%	10.5%	13.8%	22.1%	10.8%	4.1%	4.0%	0.0%	100.0%
10,50 - 10,99	17.5%	17.3%	10.5%	13.8%	22.1%	10.8%	4.1%	4.0%	0.0%	100.0%
11,00 - 11,49	17.5%	17.3%	10.5%	13.8%	22.1%	10.8%	4.1%	4.0%	0.0%	100.0%
11,50 - 11,99	17.5%	17.3%	10.5%	13.8%	22.1%	10.8%	4.1%	4.0%	0.0%	100.0%
12,00 - 12,49	17.5%	17.3%	10.5%	13.8%	22.1%	10.8%	4.1%	4.0%	0.0%	100.0%
12,50 - 12,99	17.5%	17.3%	10.5%	13.8%	22.1%	10.8%	4.1%	4.0%	0.0%	100.0%
13,00 - 13,49	17.5%	17.3%	10.5%	13.8%	22.1%	10.8%	4.1%	4.0%	0.0%	100.0%
13,50 - 13,99	17.5%	17.3%	10.5%	13.8%	22.1%	10.8%	4.1%	4.0%	0.0%	100.0%
14,00 - 14,49	17.5%	17.3%	10.5%	13.8%	22.1%	10.8%	4.1%	4.0%	0.0%	100.0%
14,50 - 14,99	17.5%	17.3%	10.5%	13.8%	22.1%	10.8%	4.1%	4.0%	0.0%	100.0%
15,00 - 15,49	17.5%	17.3%	10.5%	13.8%	22.1%	10.8%	4.1%	4.0%	0.0%	100.0%
15,50 - 15,99	17.5%	17.3%	10.5%	13.8%	22.1%	10.8%	4.1%	4.0%	0.0%	100.0%
16,00 - 16,49	17.5%	17.3%	10.5%	13.8%	22.1%	10.8%	4.1%	4.0%	0.0%	100.0%
16,50 - 16,99	17.5%	17.3%	10.5%	13.8%	22.1%	10.8%	4.1%	4.0%	0.0%	100.0%
>= 17	17.5%	17.3%	10.5%	13.8%	22.1%	10.8%	4.1%	4.0%	0.0%	100.0%





Jan - Des

Kennialda Hrms(m)	Sveiflutími Tp[s]																			Samtals	%	Σ%
	0	3	4	5	6	7	8	9	10	11	12	13	14	15	16	17	18	19	>20			
0,00 - 0,49	0	0	3	24	63	56	13	7	5	1	0	0	0	0	0	0	0	0	0	172	0.3%	0.3%
0,50 - 0,99	0	1	260	1490	2986	1902	534	143	34	3	0	0	0	0	0	0	0	0	7353	10.8%	11.1%	
1,00 - 1,49	0	0	262	3022	4581	4576	1888	487	87	11	0	0	0	0	0	0	0	0	14914	21.9%	33.0%	
1,50 - 1,99	0	0	8	1602	3879	3616	2867	1032	162	22	1	0	0	0	0	0	0	0	13189	19.4%	52.3%	
2,00 - 2,49	0	0	0	174	2580	2971	2463	1611	379	37	2	0	0	0	0	0	0	0	10217	15.0%	67.3%	
2,50 - 2,99	0	0	0	5	823	2718	2004	1475	573	90	7	0	0	0	0	0	0	0	7695	11.3%	78.6%	
3,00 - 3,49	0	0	0	0	96	1669	1768	1082	501	146	12	0	0	0	0	0	0	0	5274	7.7%	86.4%	
3,50 - 3,99	0	0	0	0	1	527	1507	859	423	138	16	1	0	0	0	0	0	0	3472	5.1%	91.5%	
4,00 - 4,49	0	0	0	0	0	102	932	752	281	120	19	2	0	0	0	0	0	0	2208	3.2%	94.7%	
4,50 - 4,99	0	0	0	0	0	9	358	683	275	95	17	3	0	0	0	0	0	0	1440	2.1%	96.8%	
5,00 - 5,49	0	0	0	0	0	2	82	454	207	70	14	1	0	0	0	0	0	0	830	1.2%	98.0%	
5,50 - 5,99	0	0	0	0	0	0	17	222	220	66	15	5	0	0	0	0	0	0	545	0.8%	98.8%	
6,00 - 6,49	0	0	0	0	0	0	3	69	153	59	10	0	0	0	0	0	0	0	294	0.4%	99.3%	
6,50 - 6,99	0	0	0	0	0	0	1	19	139	55	7	2	0	0	0	0	0	0	223	0.3%	99.6%	
7,00 - 7,49	0	0	0	0	0	0	0	4	60	39	5	2	1	0	0	0	0	0	111	0.2%	99.8%	
7,50 - 7,99	0	0	0	0	0	0	0	1	15	43	3	1	0	0	0	0	0	0	63	0.1%	99.9%	
8,00 - 8,49	0	0	0	0	0	0	0	0	6	26	14	2	0	0	0	0	0	0	48	0.1%	99.9%	
8,50 - 8,99	0	0	0	0	0	0	0	0	1	11	8	1	0	0	0	0	0	0	21	0.0%	100.0%	
9,00 - 9,49	0	0	0	0	0	0	0	0	0	8	7	4	0	0	0	0	0	0	19	0.0%	100.0%	
9,50 - 9,99	0	0	0	0	0	0	0	0	0	0	2	1	0	0	0	0	0	0	3	0.0%	100.0%	
10,00 - 10,49	0	0	0	0	0	0	0	0	0	0	1	0	0	0	0	0	0	0	1	0.0%	100.0%	
10,50 - 10,99	0	0	0	0	0	0	0	0	0	0	2	2	0	0	0	0	0	0	4	0.0%	100.0%	
11,00 - 11,49	0	0	0	0	0	0	0	0	0	0	0	0	0	0	0	0	0	0	0	0.0%	100.0%	
11,50 - 11,99	0	0	0	0	0	0	0	0	0	0	0	0	0	0	0	0	0	0	0	0.0%	100.0%	
12,00 - 12,49	0	0	0	0	0	0	0	0	0	0	0	0	0	0	0	0	0	0	0	0.0%	100.0%	
12,50 - 12,99	0	0	0	0	0	0	0	0	0	0	0	0	0	0	0	0	0	0	0	0.0%	100.0%	
13,00 - 13,49	0	0	0	0	0	0	0	0	0	0	0	0	0	0	0	0	0	0	0	0.0%	100.0%	
13,50 - 13,99	0	0	0	0	0	0	0	0	0	0	0	0	0	0	0	0	0	0	0	0.0%	100.0%	
14,00 - 14,49	0	0	0	0	0	0	0	0	0	0	0	0	0	0	0	0	0	0	0	0.0%	100.0%	
14,50 - 14,99	0	0	0	0	0	0	0	0	0	0	0	0	0	0	0	0	0	0	0	0.0%	100.0%	
15,00 - 15,49	0	0	0	0	0	0	0	0	0	0	0	0	0	0	0	0	0	0	0	0.0%	100.0%	
15,50 - 15,99	0	0	0	0	0	0	0	0	0	0	0	0	0	0	0	0	0	0	0	0.0%	100.0%	
16,00 - 16,49	0	0	0	0	0	0	0	0	0	0	0	0	0	0	0	0	0	0	0	0.0%	100.0%	
16,50 - 16,99	0	0	0	0	0	0	0	0	0	0	0	0	0	0	0	0	0	0	0	0.0%	100.0%	
>= 17	0	0	0	0	0	0	0	0	0	0	0	0	0	0	0	0	0	0	0	0.0%	100.0%	
<b>SAMTALS</b>	0	1	533	6317	15009	18148	14437	8900	3521	1040	162	27	1	0	0	0	0	0	68096	100.0%	<b>Nýting</b>	
<b>%</b>	0.0%	0.0%	0.8%	9.3%	22.0%	26.7%	21.2%	13.1%	5.2%	1.5%	0.2%	0.0%	0.0%	0.0%	0.0%	0.0%	0.0%	0.0%	0.0%	100.0%		<b>97.1%</b>

Des - Feb

Kennialda Hrms(m)	Öldustefna								Samtals	%	Σ%
	0° 337.5-22.4	45° 22.5-67.4	90° 67.5-112.4	135° 112.5-157.4	180° 157.5-202.4	225° 202.5-247.4	270° 247.5-292.4	315° 292.5-337.4			
0,00 - 0,49	0	0	2	0	1	0	0	0	3	0.0%	0.0%
0,50 - 0,99	11	39	23	39	35	32	5	8	192	1.1%	1.1%
1,00 - 1,49	152	326	180	185	250	150	64	47	1354	8.0%	9.1%
1,50 - 1,99	344	471	224	334	546	239	123	84	2365	13.9%	23.0%
2,00 - 2,49	556	464	282	411	620	329	107	116	2885	16.9%	39.9%
2,50 - 2,99	550	452	274	456	603	322	98	119	2874	16.9%	56.8%
3,00 - 3,49	507	376	224	329	474	252	86	105	2353	13.8%	70.6%
3,50 - 3,99	421	304	144	215	314	163	62	88	1711	10.0%	80.7%
4,00 - 4,49	378	161	116	137	239	98	49	54	1232	7.2%	87.9%
4,50 - 4,99	242	103	74	101	156	74	29	38	817	4.8%	92.7%
5,00 - 5,49	128	57	45	67	77	40	19	35	468	2.7%	95.4%
5,50 - 5,99	94	56	19	51	58	25	10	12	325	1.9%	97.4%
6,00 - 6,49	48	21	14	24	24	18	13	5	167	1.0%	98.3%
6,50 - 6,99	44	20	4	14	23	15	3	5	128	0.8%	99.1%
7,00 - 7,49	30	5	4	5	11	3	3	3	64	0.4%	99.5%
7,50 - 7,99	19	5	0	2	2	2	2	0	32	0.2%	99.6%
8,00 - 8,49	10	6	0	6	4	1	2	1	30	0.2%	99.8%
8,50 - 8,99	6	3	0	3	0	0	1	0	13	0.1%	99.9%
9,00 - 9,49	7	1	0	0	0	1	1	1	11	0.1%	100.0%
9,50 - 9,99	1	0	0	0	0	1	0	0	2	0.0%	100.0%
10,00 - 10,49	0	0	0	0	0	0	1	0	1	0.0%	100.0%
10,50 - 10,99	0	1	0	2	0	0	0	0	3	0.0%	100.0%
11,00 - 11,49	0	0	0	0	0	0	0	0	0	0.0%	100.0%
11,50 - 11,99	0	0	0	0	0	0	0	0	0	0.0%	100.0%
12,00 - 12,49	0	0	0	0	0	0	0	0	0	0.0%	100.0%
12,50 - 12,99	0	0	0	0	0	0	0	0	0	0.0%	100.0%
13,00 - 13,49	0	0	0	0	0	0	0	0	0	0.0%	100.0%
13,50 - 13,99	0	0	0	0	0	0	0	0	0	0.0%	100.0%
14,00 - 14,49	0	0	0	0	0	0	0	0	0	0.0%	100.0%
14,50 - 14,99	0	0	0	0	0	0	0	0	0	0.0%	100.0%
15,00 - 15,49	0	0	0	0	0	0	0	0	0	0.0%	100.0%
15,50 - 15,99	0	0	0	0	0	0	0	0	0	0.0%	100.0%
16,00 - 16,49	0	0	0	0	0	0	0	0	0	0.0%	100.0%
16,50 - 16,99	0	0	0	0	0	0	0	0	0	0.0%	100.0%
>= 17	0	0	0	0	0	0	0	0	0	0.0%	100.0%
<b>SAMTALS</b>	3548	2871	1629	2381	3437	1765	678	721	17030	100.0%	<b>Nýting</b>
<b>%</b>	20.8%	16.9%	9.6%	14.0%	20.2%	10.4%	4.0%	4.2%	100.0%		<b>98.3%</b>

Des - Feb

Kennialda Hrms(m)	Öldustefna								Samtals	Σ%
	0° 337.5-22.4	45° 22.5-67.4	90° 67.5-112.4	135° 112.5-157.4	180° 157.5-202.4	225° 202.5-247.4	270° 247.5-292.4	315° 292.5-337.4		
0,00 - 0,49	0.0%	0.0%	0.0%	0.0%	0.0%	0.0%	0.0%	0.0%	0.0%	0.0%
0,50 - 0,99	0.1%	0.2%	0.1%	0.2%	0.2%	0.2%	0.0%	0.0%	1.1%	1.1%
1,00 - 1,49	1.0%	2.1%	1.2%	1.3%	1.7%	1.1%	0.4%	0.3%	8.0%	9.1%
1,50 - 1,99	3.0%	4.9%	2.5%	3.3%	4.9%	2.5%	1.1%	0.8%	13.9%	23.0%
2,00 - 2,49	6.2%	7.6%	4.2%	5.7%	8.5%	4.4%	1.8%	1.5%	16.9%	39.9%
2,50 - 2,99	9.5%	10.3%	5.8%	8.4%	12.1%	6.3%	2.3%	2.2%	16.9%	56.8%
3,00 - 3,49	12.4%	12.5%	7.1%	10.3%	14.9%	7.8%	2.8%	2.8%	13.8%	70.6%
3,50 - 3,99	14.9%	14.3%	7.9%	11.6%	16.7%	8.7%	3.2%	3.3%	10.0%	80.7%
4,00 - 4,49	17.1%	15.2%	8.6%	12.4%	18.1%	9.3%	3.5%	3.6%	7.2%	87.9%
4,50 - 4,99	18.6%	15.8%	9.1%	13.0%	19.0%	9.7%	3.7%	3.9%	4.8%	92.7%
5,00 - 5,49	19.3%	16.2%	9.3%	13.4%	19.5%	10.0%	3.8%	4.1%	2.7%	95.4%
5,50 - 5,99	19.9%	16.5%	9.4%	13.7%	19.8%	10.1%	3.8%	4.1%	1.9%	97.4%
6,00 - 6,49	20.1%	16.6%	9.5%	13.8%	19.9%	10.2%	3.9%	4.2%	1.0%	98.3%
6,50 - 6,99	20.4%	16.7%	9.5%	13.9%	20.1%	10.3%	3.9%	4.2%	0.8%	99.1%
7,00 - 7,49	20.6%	16.8%	9.6%	13.9%	20.1%	10.3%	3.9%	4.2%	0.4%	99.5%
7,50 - 7,99	20.7%	16.8%	9.6%	13.9%	20.2%	10.3%	4.0%	4.2%	0.2%	99.6%
8,00 - 8,49	20.8%	16.8%	9.6%	14.0%	20.2%	10.4%	4.0%	4.2%	0.2%	99.8%
8,50 - 8,99	20.8%	16.8%	9.6%	14.0%	20.2%	10.4%	4.0%	4.2%	0.1%	99.9%
9,00 - 9,49	20.8%	16.9%	9.6%	14.0%	20.2%	10.4%	4.0%	4.2%	0.1%	100.0%
9,50 - 9,99	20.8%	16.9%	9.6%	14.0%	20.2%	10.4%	4.0%	4.2%	0.0%	100.0%
10,00 - 10,49	20.8%	16.9%	9.6%	14.0%	20.2%	10.4%	4.0%	4.2%	0.0%	100.0%
10,50 - 10,99	20.8%	16.9%	9.6%	14.0%	20.2%	10.4%	4.0%	4.2%	0.0%	100.0%
11,00 - 11,49	20.8%	16.9%	9.6%	14.0%	20.2%	10.4%	4.0%	4.2%	0.0%	100.0%
11,50 - 11,99	20.8%	16.9%	9.6%	14.0%	20.2%	10.4%	4.0%	4.2%	0.0%	100.0%
12,00 - 12,49	20.8%	16.9%	9.6%	14.0%	20.2%	10.4%	4.0%	4.2%	0.0%	100.0%
12,50 - 12,99	20.8%	16.9%	9.6%	14.0%	20.2%	10.4%	4.0%	4.2%	0.0%	100.0%
13,00 - 13,49	20.8%	16.9%	9.6%	14.0%	20.2%	10.4%	4.0%	4.2%	0.0%	100.0%
13,50 - 13,99	20.8%	16.9%	9.6%	14.0%	20.2%	10.4%	4.0%	4.2%	0.0%	100.0%
14,00 - 14,49	20.8%	16.9%	9.6%	14.0%	20.2%	10.4%	4.0%	4.2%	0.0%	100.0%
14,50 - 14,99	20.8%	16.9%	9.6%	14.0%	20.2%	10.4%	4.0%	4.2%	0.0%	100.0%
15,00 - 15,49	20.8%	16.9%	9.6%	14.0%	20.2%	10.4%	4.0%	4.2%	0.0%	100.0%
15,50 - 15,99	20.8%	16.9%	9.6%	14.0%	20.2%	10.4%	4.0%	4.2%	0.0%	100.0%
16,00 - 16,49	20.8%	16.9%	9.6%	14.0%	20.2%	10.4%	4.0%	4.2%	0.0%	100.0%
16,50 - 16,99	20.8%	16.9%	9.6%	14.0%	20.2%	10.4%	4.0%	4.2%	0.0%	100.0%
>= 17	20.8%	16.9%	9.6%	14.0%	20.2%	10.4%	4.0%	4.2%	0.0%	100.0%

Des - Feb

Kennialda Hrms(m)	Sveiflutími Tp[s]																			Samtals	%	Σ%
	0	3	4	5	6	7	8	9	10	11	12	13	14	15	16	17	18	19	>20			
0,00 - 0,49	0	0	0	0	0	1	2	0	0	0	0	0	0	0	0	0	0	0	0	3	0.0%	0.0%
0,50 - 0,99	0	0	5	19	64	69	25	7	3	0	0	0	0	0	0	0	0	0	0	192	1.1%	1.1%
1,00 - 1,49	0	0	9	145	229	387	389	166	27	2	0	0	0	0	0	0	0	0	0	1354	8.0%	9.1%
1,50 - 1,99	0	0	0	125	395	620	749	370	90	16	0	0	0	0	0	0	0	0	0	2365	13.9%	23.0%
2,00 - 2,49	0	0	0	51	490	719	761	645	197	20	2	0	0	0	0	0	0	0	0	2885	16.9%	39.9%
2,50 - 2,99	0	0	0	2	220	809	774	681	320	64	4	0	0	0	0	0	0	0	0	2874	16.9%	56.8%
3,00 - 3,49	0	0	0	0	34	592	778	536	296	106	11	0	0	0	0	0	0	0	0	2353	13.8%	70.6%
3,50 - 3,99	0	0	0	0	0	235	690	448	235	92	10	1	0	0	0	0	0	0	0	1711	10.0%	80.7%
4,00 - 4,49	0	0	0	0	0	49	479	434	173	80	15	2	0	0	0	0	0	0	0	1232	7.2%	87.9%
4,50 - 4,99	0	0	0	0	0	3	201	362	174	62	12	3	0	0	0	0	0	0	0	817	4.8%	92.7%
5,00 - 5,49	0	0	0	0	0	1	45	258	120	34	9	1	0	0	0	0	0	0	0	468	2.7%	95.4%
5,50 - 5,99	0	0	0	0	0	0	7	132	130	41	10	5	0	0	0	0	0	0	0	325	1.9%	97.4%
6,00 - 6,49	0	0	0	0	0	0	1	41	89	30	6	0	0	0	0	0	0	0	0	167	1.0%	98.3%
6,50 - 6,99	0	0	0	0	0	0	1	12	76	32	5	2	0	0	0	0	0	0	0	128	0.8%	99.1%
7,00 - 7,49	0	0	0	0	0	0	0	4	30	24	3	2	1	0	0	0	0	0	0	64	0.4%	99.5%
7,50 - 7,99	0	0	0	0	0	0	0	0	6	24	1	1	0	0	0	0	0	0	0	32	0.2%	99.6%
8,00 - 8,49	0	0	0	0	0	0	0	0	2	15	11	2	0	0	0	0	0	0	0	30	0.2%	99.8%
8,50 - 8,99	0	0	0	0	0	0	0	0	0	6	7	0	0	0	0	0	0	0	0	13	0.1%	99.9%
9,00 - 9,49	0	0	0	0	0	0	0	0	0	4	5	2	0	0	0	0	0	0	0	11	0.1%	100.0%
9,50 - 9,99	0	0	0	0	0	0	0	0	0	0	2	0	0	0	0	0	0	0	0	2	0.0%	100.0%
10,00 - 10,49	0	0	0	0	0	0	0	0	0	0	1	0	0	0	0	0	0	0	0	1	0.0%	100.0%
10,50 - 10,99	0	0	0	0	0	0	0	0	0	0	2	1	0	0	0	0	0	0	0	3	0.0%	100.0%
11,00 - 11,49	0	0	0	0	0	0	0	0	0	0	0	0	0	0	0	0	0	0	0	0	0.0%	100.0%
11,50 - 11,99	0	0	0	0	0	0	0	0	0	0	0	0	0	0	0	0	0	0	0	0	0.0%	100.0%
12,00 - 12,49	0	0	0	0	0	0	0	0	0	0	0	0	0	0	0	0	0	0	0	0	0.0%	100.0%
12,50 - 12,99	0	0	0	0	0	0	0	0	0	0	0	0	0	0	0	0	0	0	0	0	0.0%	100.0%
13,00 - 13,49	0	0	0	0	0	0	0	0	0	0	0	0	0	0	0	0	0	0	0	0	0.0%	100.0%
13,50 - 13,99	0	0	0	0	0	0	0	0	0	0	0	0	0	0	0	0	0	0	0	0	0.0%	100.0%
14,00 - 14,49	0	0	0	0	0	0	0	0	0	0	0	0	0	0	0	0	0	0	0	0	0.0%	100.0%
14,50 - 14,99	0	0	0	0	0	0	0	0	0	0	0	0	0	0	0	0	0	0	0	0	0.0%	100.0%
15,00 - 15,49	0	0	0	0	0	0	0	0	0	0	0	0	0	0	0	0	0	0	0	0	0.0%	100.0%
15,50 - 15,99	0	0	0	0	0	0	0	0	0	0	0	0	0	0	0	0	0	0	0	0	0.0%	100.0%
16,00 - 16,49	0	0	0	0	0	0	0	0	0	0	0	0	0	0	0	0	0	0	0	0	0.0%	100.0%
16,50 - 16,99	0	0	0	0	0	0	0	0	0	0	0	0	0	0	0	0	0	0	0	0	0.0%	100.0%
>= 17	0	0	0	0	0	0	0	0	0	0	0	0	0	0	0	0	0	0	0	0	0.0%	100.0%
<b>SAMTALS</b>	0	0	14	342	1432	3485	4902	4096	1968	652	116	22	1	0	0	0	0	0	0	17030	100.0%	<b>Nýting</b>
<b>%</b>	0.0%	0.0%	0.1%	2.0%	8.4%	20.5%	28.8%	24.1%	11.6%	3.8%	0.7%	0.1%	0.0%	0.0%	0.0%	0.0%	0.0%	0.0%	0.0%	100.0%		<b>98.3%</b>

Mar - Maí

Kennialda Hrms(m)	Öldustefna								Samtals	%	Σ%
	0° 337.5-22.4	45° 22.5-67.4	90° 67.5-112.4	135° 112.5-157.4	180° 157.5-202.4	225° 202.5-247.4	270° 247.5-292.4	315° 292.5-337.4			
0,00 - 0,49	1	2	8	9	35	2	0	0	57	0.3%	0.3%
0,50 - 0,99	108	330	249	287	430	173	47	53	1677	10.1%	10.4%
1,00 - 1,49	352	760	528	571	958	434	117	108	3828	23.0%	33.4%
1,50 - 1,99	515	778	367	547	804	321	122	110	3564	21.4%	54.8%
2,00 - 2,49	545	502	249	472	566	215	98	89	2736	16.4%	71.2%
2,50 - 2,99	418	347	158	338	346	157	58	81	1903	11.4%	82.6%
3,00 - 3,49	299	174	83	172	213	89	36	66	1132	6.8%	89.4%
3,50 - 3,99	267	85	42	97	129	40	18	34	712	4.3%	93.7%
4,00 - 4,49	147	63	21	41	79	19	12	32	414	2.5%	96.2%
4,50 - 4,99	115	38	13	30	47	12	5	14	274	1.6%	97.8%
5,00 - 5,49	62	18	3	9	34	3	2	7	138	0.8%	98.6%
5,50 - 5,99	30	17	2	8	18	6	1	10	92	0.6%	99.2%
6,00 - 6,49	26	8	0	7	12	5	1	3	62	0.4%	99.6%
6,50 - 6,99	29	4	0	3	6	2	0	1	45	0.3%	99.8%
7,00 - 7,49	10	0	0	0	0	1	0	1	12	0.1%	99.9%
7,50 - 7,99	5	0	0	0	0	0	0	0	5	0.0%	99.9%
8,00 - 8,49	2	1	0	0	1	2	0	1	7	0.0%	100.0%
8,50 - 8,99	0	0	0	0	3	0	0	0	3	0.0%	100.0%
9,00 - 9,49	0	0	0	0	0	0	0	0	0	0.0%	100.0%
9,50 - 9,99	0	0	0	0	0	0	0	0	0	0.0%	100.0%
10,00 - 10,49	0	0	0	0	0	0	0	0	0	0.0%	100.0%
10,50 - 10,99	1	0	0	0	0	0	0	0	1	0.0%	100.0%
11,00 - 11,49	0	0	0	0	0	0	0	0	0	0.0%	100.0%
11,50 - 11,99	0	0	0	0	0	0	0	0	0	0.0%	100.0%
12,00 - 12,49	0	0	0	0	0	0	0	0	0	0.0%	100.0%
12,50 - 12,99	0	0	0	0	0	0	0	0	0	0.0%	100.0%
13,00 - 13,49	0	0	0	0	0	0	0	0	0	0.0%	100.0%
13,50 - 13,99	0	0	0	0	0	0	0	0	0	0.0%	100.0%
14,00 - 14,49	0	0	0	0	0	0	0	0	0	0.0%	100.0%
14,50 - 14,99	0	0	0	0	0	0	0	0	0	0.0%	100.0%
15,00 - 15,49	0	0	0	0	0	0	0	0	0	0.0%	100.0%
15,50 - 15,99	0	0	0	0	0	0	0	0	0	0.0%	100.0%
16,00 - 16,49	0	0	0	0	0	0	0	0	0	0.0%	100.0%
16,50 - 16,99	0	0	0	0	0	0	0	0	0	0.0%	100.0%
>= 17	0	0	0	0	0	0	0	0	0	0.0%	100.0%
<b>SAMTALS</b>	2932	3127	1723	2591	3681	1481	517	610	16662	100.0%	<b>Nýting</b>
<b>%</b>	17.6%	18.8%	10.3%	15.6%	22.1%	8.9%	3.1%	3.7%	100.0%		<b>94.3%</b>

Mar - Maí

Kennialda Hrms(m)	Öldustefna								Samtals	Σ%
	0° 337.5-22.4	45° 22.5-67.4	90° 67.5-112.4	135° 112.5-157.4	180° 157.5-202.4	225° 202.5-247.4	270° 247.5-292.4	315° 292.5-337.4		
0,00 - 0,49	0.0%	0.0%	0.0%	0.1%	0.2%	0.0%	0.0%	0.0%	0.3%	0.3%
0,50 - 0,99	0.7%	2.0%	1.5%	1.8%	2.8%	1.1%	0.3%	0.3%	10.1%	10.4%
1,00 - 1,49	2.8%	6.6%	4.7%	5.2%	8.5%	3.7%	1.0%	1.0%	23.0%	33.4%
1,50 - 1,99	5.9%	11.2%	6.9%	8.5%	13.4%	5.6%	1.7%	1.6%	21.4%	54.8%
2,00 - 2,49	9.1%	14.2%	8.4%	11.3%	16.8%	6.9%	2.3%	2.2%	16.4%	71.2%
2,50 - 2,99	11.6%	16.3%	9.4%	13.3%	18.8%	7.8%	2.7%	2.6%	11.4%	82.6%
3,00 - 3,49	13.4%	17.4%	9.9%	14.4%	20.1%	8.3%	2.9%	3.0%	6.8%	89.4%
3,50 - 3,99	15.0%	17.9%	10.1%	15.0%	20.9%	8.6%	3.0%	3.2%	4.3%	93.7%
4,00 - 4,49	15.9%	18.3%	10.2%	15.2%	21.4%	8.7%	3.0%	3.4%	2.5%	96.2%
4,50 - 4,99	16.6%	18.5%	10.3%	15.4%	21.6%	8.8%	3.1%	3.5%	1.6%	97.8%
5,00 - 5,49	17.0%	18.6%	10.3%	15.4%	21.9%	8.8%	3.1%	3.6%	0.8%	98.6%
5,50 - 5,99	17.2%	18.7%	10.3%	15.5%	22.0%	8.8%	3.1%	3.6%	0.6%	99.2%
6,00 - 6,49	17.3%	18.7%	10.3%	15.5%	22.0%	8.9%	3.1%	3.6%	0.4%	99.6%
6,50 - 6,99	17.5%	18.8%	10.3%	15.6%	22.1%	8.9%	3.1%	3.6%	0.3%	99.8%
7,00 - 7,49	17.5%	18.8%	10.3%	15.6%	22.1%	8.9%	3.1%	3.7%	0.1%	99.9%
7,50 - 7,99	17.6%	18.8%	10.3%	15.6%	22.1%	8.9%	3.1%	3.7%	0.0%	99.9%
8,00 - 8,49	17.6%	18.8%	10.3%	15.6%	22.1%	8.9%	3.1%	3.7%	0.0%	100.0%
8,50 - 8,99	17.6%	18.8%	10.3%	15.6%	22.1%	8.9%	3.1%	3.7%	0.0%	100.0%
9,00 - 9,49	17.6%	18.8%	10.3%	15.6%	22.1%	8.9%	3.1%	3.7%	0.0%	100.0%
9,50 - 9,99	17.6%	18.8%	10.3%	15.6%	22.1%	8.9%	3.1%	3.7%	0.0%	100.0%
10,00 - 10,49	17.6%	18.8%	10.3%	15.6%	22.1%	8.9%	3.1%	3.7%	0.0%	100.0%
10,50 - 10,99	17.6%	18.8%	10.3%	15.6%	22.1%	8.9%	3.1%	3.7%	0.0%	100.0%
11,00 - 11,49	17.6%	18.8%	10.3%	15.6%	22.1%	8.9%	3.1%	3.7%	0.0%	100.0%
11,50 - 11,99	17.6%	18.8%	10.3%	15.6%	22.1%	8.9%	3.1%	3.7%	0.0%	100.0%
12,00 - 12,49	17.6%	18.8%	10.3%	15.6%	22.1%	8.9%	3.1%	3.7%	0.0%	100.0%
12,50 - 12,99	17.6%	18.8%	10.3%	15.6%	22.1%	8.9%	3.1%	3.7%	0.0%	100.0%
13,00 - 13,49	17.6%	18.8%	10.3%	15.6%	22.1%	8.9%	3.1%	3.7%	0.0%	100.0%
13,50 - 13,99	17.6%	18.8%	10.3%	15.6%	22.1%	8.9%	3.1%	3.7%	0.0%	100.0%
14,00 - 14,49	17.6%	18.8%	10.3%	15.6%	22.1%	8.9%	3.1%	3.7%	0.0%	100.0%
14,50 - 14,99	17.6%	18.8%	10.3%	15.6%	22.1%	8.9%	3.1%	3.7%	0.0%	100.0%
15,00 - 15,49	17.6%	18.8%	10.3%	15.6%	22.1%	8.9%	3.1%	3.7%	0.0%	100.0%
15,50 - 15,99	17.6%	18.8%	10.3%	15.6%	22.1%	8.9%	3.1%	3.7%	0.0%	100.0%
16,00 - 16,49	17.6%	18.8%	10.3%	15.6%	22.1%	8.9%	3.1%	3.7%	0.0%	100.0%
16,50 - 16,99	17.6%	18.8%	10.3%	15.6%	22.1%	8.9%	3.1%	3.7%	0.0%	100.0%
>= 17	17.6%	18.8%	10.3%	15.6%	22.1%	8.9%	3.1%	3.7%	0.0%	100.0%

## Mar - Maí

Kennialda Hrms(m)	Sveiflutími Tp[s]																			Samtals	%	Σ%
	0	3	4	5	6	7	8	9	10	11	12	13	14	15	16	17	18	19	>20			
0,00 - 0,49	0	0	0	2	6	32	5	6	5	1	0	0	0	0	0	0	0	0	0	57	0.3%	0.3%
0,50 - 0,99	0	1	48	272	531	558	191	62	14	0	0	0	0	0	0	0	0	0	0	1677	10.1%	10.4%
1,00 - 1,49	0	0	72	662	1115	1211	577	167	21	3	0	0	0	0	0	0	0	0	0	3828	23.0%	33.4%
1,50 - 1,99	0	0	2	503	1066	895	761	293	43	1	0	0	0	0	0	0	0	0	0	3564	21.4%	54.8%
2,00 - 2,49	0	0	0	54	728	807	623	394	119	11	0	0	0	0	0	0	0	0	0	2736	16.4%	71.2%
2,50 - 2,99	0	0	0	3	232	781	447	307	116	16	1	0	0	0	0	0	0	0	0	1903	11.4%	82.6%
3,00 - 3,49	0	0	0	0	27	443	363	197	78	24	0	0	0	0	0	0	0	0	0	1132	6.8%	89.4%
3,50 - 3,99	0	0	0	0	1	124	317	167	80	20	3	0	0	0	0	0	0	0	0	712	4.3%	93.7%
4,00 - 4,49	0	0	0	0	0	19	190	137	47	17	4	0	0	0	0	0	0	0	0	414	2.5%	96.2%
4,50 - 4,99	0	0	0	0	0	0	79	129	53	11	2	0	0	0	0	0	0	0	0	274	1.6%	97.8%
5,00 - 5,49	0	0	0	0	0	0	0	15	72	40	11	0	0	0	0	0	0	0	0	138	0.8%	98.6%
5,50 - 5,99	0	0	0	0	0	0	0	5	29	48	8	2	0	0	0	0	0	0	0	92	0.6%	99.2%
6,00 - 6,49	0	0	0	0	0	0	0	2	16	35	8	1	0	0	0	0	0	0	0	62	0.4%	99.6%
6,50 - 6,99	0	0	0	0	0	0	0	0	3	29	13	0	0	0	0	0	0	0	0	45	0.3%	99.8%
7,00 - 7,49	0	0	0	0	0	0	0	0	0	6	6	0	0	0	0	0	0	0	0	12	0.1%	99.9%
7,50 - 7,99	0	0	0	0	0	0	0	0	1	2	2	0	0	0	0	0	0	0	0	5	0.0%	99.9%
8,00 - 8,49	0	0	0	0	0	0	0	0	0	1	4	2	0	0	0	0	0	0	0	7	0.0%	100.0%
8,50 - 8,99	0	0	0	0	0	0	0	0	0	0	2	1	0	0	0	0	0	0	0	3	0.0%	100.0%
9,00 - 9,49	0	0	0	0	0	0	0	0	0	0	0	0	0	0	0	0	0	0	0	0	0.0%	100.0%
9,50 - 9,99	0	0	0	0	0	0	0	0	0	0	0	0	0	0	0	0	0	0	0	0	0.0%	100.0%
10,00 - 10,49	0	0	0	0	0	0	0	0	0	0	0	0	0	0	0	0	0	0	0	0	0.0%	100.0%
10,50 - 10,99	0	0	0	0	0	0	0	0	0	0	0	0	1	0	0	0	0	0	0	1	0.0%	100.0%
11,00 - 11,49	0	0	0	0	0	0	0	0	0	0	0	0	0	0	0	0	0	0	0	0	0.0%	100.0%
11,50 - 11,99	0	0	0	0	0	0	0	0	0	0	0	0	0	0	0	0	0	0	0	0	0.0%	100.0%
12,00 - 12,49	0	0	0	0	0	0	0	0	0	0	0	0	0	0	0	0	0	0	0	0	0.0%	100.0%
12,50 - 12,99	0	0	0	0	0	0	0	0	0	0	0	0	0	0	0	0	0	0	0	0	0.0%	100.0%
13,00 - 13,49	0	0	0	0	0	0	0	0	0	0	0	0	0	0	0	0	0	0	0	0	0.0%	100.0%
13,50 - 13,99	0	0	0	0	0	0	0	0	0	0	0	0	0	0	0	0	0	0	0	0	0.0%	100.0%
14,00 - 14,49	0	0	0	0	0	0	0	0	0	0	0	0	0	0	0	0	0	0	0	0	0.0%	100.0%
14,50 - 14,99	0	0	0	0	0	0	0	0	0	0	0	0	0	0	0	0	0	0	0	0	0.0%	100.0%
15,00 - 15,49	0	0	0	0	0	0	0	0	0	0	0	0	0	0	0	0	0	0	0	0	0.0%	100.0%
15,50 - 15,99	0	0	0	0	0	0	0	0	0	0	0	0	0	0	0	0	0	0	0	0	0.0%	100.0%
16,00 - 16,49	0	0	0	0	0	0	0	0	0	0	0	0	0	0	0	0	0	0	0	0	0.0%	100.0%
16,50 - 16,99	0	0	0	0	0	0	0	0	0	0	0	0	0	0	0	0	0	0	0	0	0.0%	100.0%
>= 17	0	0	0	0	0	0	0	0	0	0	0	0	0	0	0	0	0	0	0	0	0.0%	100.0%
<b>SAMTALS</b>	0	1	122	1496	3706	4870	3575	1980	737	158	16	1	0	0	0	0	0	0	0	16662	100.0%	<b>Nýting</b>
<b>%</b>	0.0%	0.0%	0.7%	9.0%	22.2%	29.2%	21.5%	11.9%	4.4%	0.9%	0.1%	0.0%	0.0%	0.0%	0.0%	0.0%	0.0%	0.0%	0.0%	100.0%		<b>94.3%</b>

## Jún - Ágú

Kennialda Hrms(m)	Öldustefna								Samtals	%	Σ%
	0° 337.5-22.4	45° 22.5-67.4	90° 67.5-112.4	135° 112.5-157.4	180° 157.5-202.4	225° 202.5-247.4	270° 247.5-292.4	315° 292.5-337.4			
0,00 - 0,49	5	4	8	31	16	31	2	1	98	0.6%	0.6%
0,50 - 0,99	290	813	607	594	1380	820	195	135	4834	27.9%	28.5%
1,00 - 1,49	646	1037	759	922	1957	1079	318	211	6929	40.1%	68.6%
1,50 - 1,99	443	555	361	459	886	400	158	136	3398	19.6%	88.2%
2,00 - 2,49	211	200	159	177	300	120	55	53	1275	7.4%	95.6%
2,50 - 2,99	88	74	48	54	95	43	40	19	461	2.7%	98.3%
3,00 - 3,49	51	20	16	23	36	19	17	13	195	1.1%	99.4%
3,50 - 3,99	21	8	4	3	9	8	8	9	70	0.4%	99.8%
4,00 - 4,49	9	2	1	4	0	4	2	2	24	0.1%	99.9%
4,50 - 4,99	5	0	2	0	0	2	1	0	10	0.1%	100.0%
5,00 - 5,49	0	1	0	0	0	0	1	0	2	0.0%	100.0%
5,50 - 5,99	0	0	0	0	0	0	0	0	0	0.0%	100.0%
6,00 - 6,49	0	0	0	0	0	0	0	0	0	0.0%	100.0%
6,50 - 6,99	0	0	0	0	0	0	0	0	0	0.0%	100.0%
7,00 - 7,49	0	0	0	0	0	0	0	0	0	0.0%	100.0%
7,50 - 7,99	0	0	0	0	0	0	0	0	0	0.0%	100.0%
8,00 - 8,49	0	0	0	0	0	0	0	0	0	0.0%	100.0%
8,50 - 8,99	0	0	0	0	0	0	0	0	0	0.0%	100.0%
9,00 - 9,49	0	0	0	0	0	0	0	0	0	0.0%	100.0%
9,50 - 9,99	0	0	0	0	0	0	0	0	0	0.0%	100.0%
10,00 - 10,49	0	0	0	0	0	0	0	0	0	0.0%	100.0%
10,50 - 10,99	0	0	0	0	0	0	0	0	0	0.0%	100.0%
11,00 - 11,49	0	0	0	0	0	0	0	0	0	0.0%	100.0%
11,50 - 11,99	0	0	0	0	0	0	0	0	0	0.0%	100.0%
12,00 - 12,49	0	0	0	0	0	0	0	0	0	0.0%	100.0%
12,50 - 12,99	0	0	0	0	0	0	0	0	0	0.0%	100.0%
13,00 - 13,49	0	0	0	0	0	0	0	0	0	0.0%	100.0%
13,50 - 13,99	0	0	0	0	0	0	0	0	0	0.0%	100.0%
14,00 - 14,49	0	0	0	0	0	0	0	0	0	0.0%	100.0%
14,50 - 14,99	0	0	0	0	0	0	0	0	0	0.0%	100.0%
15,00 - 15,49	0	0	0	0	0	0	0	0	0	0.0%	100.0%
15,50 - 15,99	0	0	0	0	0	0	0	0	0	0.0%	100.0%
16,00 - 16,49	0	0	0	0	0	0	0	0	0	0.0%	100.0%
16,50 - 16,99	0	0	0	0	0	0	0	0	0	0.0%	100.0%
>= 17	0	0	0	0	0	0	0	0	0	0.0%	100.0%
<b>SAMTALS</b>	1769	2714	1965	2267	4679	2526	797	579	17296	100.0%	<b>Nýting</b>
<b>%</b>	10.2%	15.7%	11.4%	13.1%	27.1%	14.6%	4.6%	3.3%	100.0%		<b>97.9%</b>



## Jún - Ágú

Kennialda Hrms(m)	Öldustefna								Samtals	Σ%
	0° 337.5-22.4	45° 22.5-67.4	90° 67.5-112.4	135° 112.5-157.4	180° 157.5-202.4	225° 202.5-247.4	270° 247.5-292.4	315° 292.5-337.4		
0,00 - 0,49	0.0%	0.0%	0.0%	0.2%	0.1%	0.2%	0.0%	0.0%	0.6%	0.6%
0,50 - 0,99	1.7%	4.7%	3.6%	3.6%	8.1%	4.9%	1.1%	0.8%	27.9%	28.5%
1,00 - 1,49	5.4%	10.7%	7.9%	8.9%	19.4%	11.2%	3.0%	2.0%	40.1%	68.6%
1,50 - 1,99	8.0%	13.9%	10.0%	11.6%	24.5%	13.5%	3.9%	2.8%	19.6%	88.2%
2,00 - 2,49	9.2%	15.1%	11.0%	12.6%	26.2%	14.2%	4.2%	3.1%	7.4%	95.6%
2,50 - 2,99	9.7%	15.5%	11.2%	12.9%	26.8%	14.4%	4.4%	3.2%	2.7%	98.3%
3,00 - 3,49	10.0%	15.6%	11.3%	13.1%	27.0%	14.5%	4.5%	3.3%	1.1%	99.4%
3,50 - 3,99	10.1%	15.7%	11.3%	13.1%	27.1%	14.6%	4.6%	3.3%	0.4%	99.8%
4,00 - 4,49	10.2%	15.7%	11.3%	13.1%	27.1%	14.6%	4.6%	3.3%	0.1%	99.9%
4,50 - 4,99	10.2%	15.7%	11.4%	13.1%	27.1%	14.6%	4.6%	3.3%	0.1%	100.0%
5,00 - 5,49	10.2%	15.7%	11.4%	13.1%	27.1%	14.6%	4.6%	3.3%	0.0%	100.0%
5,50 - 5,99	10.2%	15.7%	11.4%	13.1%	27.1%	14.6%	4.6%	3.3%	0.0%	100.0%
6,00 - 6,49	10.2%	15.7%	11.4%	13.1%	27.1%	14.6%	4.6%	3.3%	0.0%	100.0%
6,50 - 6,99	10.2%	15.7%	11.4%	13.1%	27.1%	14.6%	4.6%	3.3%	0.0%	100.0%
7,00 - 7,49	10.2%	15.7%	11.4%	13.1%	27.1%	14.6%	4.6%	3.3%	0.0%	100.0%
7,50 - 7,99	10.2%	15.7%	11.4%	13.1%	27.1%	14.6%	4.6%	3.3%	0.0%	100.0%
8,00 - 8,49	10.2%	15.7%	11.4%	13.1%	27.1%	14.6%	4.6%	3.3%	0.0%	100.0%
8,50 - 8,99	10.2%	15.7%	11.4%	13.1%	27.1%	14.6%	4.6%	3.3%	0.0%	100.0%
9,00 - 9,49	10.2%	15.7%	11.4%	13.1%	27.1%	14.6%	4.6%	3.3%	0.0%	100.0%
9,50 - 9,99	10.2%	15.7%	11.4%	13.1%	27.1%	14.6%	4.6%	3.3%	0.0%	100.0%
10,00 - 10,49	10.2%	15.7%	11.4%	13.1%	27.1%	14.6%	4.6%	3.3%	0.0%	100.0%
10,50 - 10,99	10.2%	15.7%	11.4%	13.1%	27.1%	14.6%	4.6%	3.3%	0.0%	100.0%
11,00 - 11,49	10.2%	15.7%	11.4%	13.1%	27.1%	14.6%	4.6%	3.3%	0.0%	100.0%
11,50 - 11,99	10.2%	15.7%	11.4%	13.1%	27.1%	14.6%	4.6%	3.3%	0.0%	100.0%
12,00 - 12,49	10.2%	15.7%	11.4%	13.1%	27.1%	14.6%	4.6%	3.3%	0.0%	100.0%
12,50 - 12,99	10.2%	15.7%	11.4%	13.1%	27.1%	14.6%	4.6%	3.3%	0.0%	100.0%
13,00 - 13,49	10.2%	15.7%	11.4%	13.1%	27.1%	14.6%	4.6%	3.3%	0.0%	100.0%
13,50 - 13,99	10.2%	15.7%	11.4%	13.1%	27.1%	14.6%	4.6%	3.3%	0.0%	100.0%
14,00 - 14,49	10.2%	15.7%	11.4%	13.1%	27.1%	14.6%	4.6%	3.3%	0.0%	100.0%
14,50 - 14,99	10.2%	15.7%	11.4%	13.1%	27.1%	14.6%	4.6%	3.3%	0.0%	100.0%
15,00 - 15,49	10.2%	15.7%	11.4%	13.1%	27.1%	14.6%	4.6%	3.3%	0.0%	100.0%
15,50 - 15,99	10.2%	15.7%	11.4%	13.1%	27.1%	14.6%	4.6%	3.3%	0.0%	100.0%
16,00 - 16,49	10.2%	15.7%	11.4%	13.1%	27.1%	14.6%	4.6%	3.3%	0.0%	100.0%
16,50 - 16,99	10.2%	15.7%	11.4%	13.1%	27.1%	14.6%	4.6%	3.3%	0.0%	100.0%
>= 17	10.2%	15.7%	11.4%	13.1%	27.1%	14.6%	4.6%	3.3%	0.0%	100.0%

## Jún - Ágú

Kennialda Hrms(m)	Sveiflutími Tp[s]																			Samtals	%	Σ%
	0	3	4	5	6	7	8	9	10	11	12	13	14	15	16	17	18	19	>20			
0,00 - 0,49	0	0	3	18	52	18	6	1	0	0	0	0	0	0	0	0	0	0	0	98	0.6%	0.6%
0,50 - 0,99	0	0	196	1096	2063	1099	286	74	17	3	0	0	0	0	0	0	0	0	0	4834	27.9%	28.5%
1,00 - 1,49	0	0	152	1786	2403	1945	511	101	25	6	0	0	0	0	0	0	0	0	0	6929	40.1%	68.6%
1,50 - 1,99	0	0	4	668	1467	843	347	64	5	0	0	0	0	0	0	0	0	0	0	3398	19.6%	88.2%
2,00 - 2,49	0	0	0	31	663	376	176	28	1	0	0	0	0	0	0	0	0	0	0	1275	7.4%	95.6%
2,50 - 2,99	0	0	0	0	123	253	67	16	2	0	0	0	0	0	0	0	0	0	0	461	2.7%	98.3%
3,00 - 3,49	0	0	0	0	8	125	49	12	1	0	0	0	0	0	0	0	0	0	0	195	1.1%	99.4%
3,50 - 3,99	0	0	0	0	0	20	43	6	1	0	0	0	0	0	0	0	0	0	0	70	0.4%	99.8%
4,00 - 4,49	0	0	0	0	0	3	13	6	2	0	0	0	0	0	0	0	0	0	0	24	0.1%	99.9%
4,50 - 4,99	0	0	0	0	0	0	5	5	0	0	0	0	0	0	0	0	0	0	0	10	0.1%	100.0%
5,00 - 5,49	0	0	0	0	0	0	0	1	1	0	0	0	0	0	0	0	0	0	0	2	0.0%	100.0%
5,50 - 5,99	0	0	0	0	0	0	0	0	0	0	0	0	0	0	0	0	0	0	0	0	0.0%	100.0%
6,00 - 6,49	0	0	0	0	0	0	0	0	0	0	0	0	0	0	0	0	0	0	0	0	0.0%	100.0%
6,50 - 6,99	0	0	0	0	0	0	0	0	0	0	0	0	0	0	0	0	0	0	0	0	0.0%	100.0%
7,00 - 7,49	0	0	0	0	0	0	0	0	0	0	0	0	0	0	0	0	0	0	0	0	0.0%	100.0%
7,50 - 7,99	0	0	0	0	0	0	0	0	0	0	0	0	0	0	0	0	0	0	0	0	0.0%	100.0%
8,00 - 8,49	0	0	0	0	0	0	0	0	0	0	0	0	0	0	0	0	0	0	0	0	0.0%	100.0%
8,50 - 8,99	0	0	0	0	0	0	0	0	0	0	0	0	0	0	0	0	0	0	0	0	0.0%	100.0%
9,00 - 9,49	0	0	0	0	0	0	0	0	0	0	0	0	0	0	0	0	0	0	0	0	0.0%	100.0%
9,50 - 9,99	0	0	0	0	0	0	0	0	0	0	0	0	0	0	0	0	0	0	0	0	0.0%	100.0%
10,00 - 10,49	0	0	0	0	0	0	0	0	0	0	0	0	0	0	0	0	0	0	0	0	0.0%	100.0%
10,50 - 10,99	0	0	0	0	0	0	0	0	0	0	0	0	0	0	0	0	0	0	0	0	0.0%	100.0%
11,00 - 11,49	0	0	0	0	0	0	0	0	0	0	0	0	0	0	0	0	0	0	0	0	0.0%	100.0%
11,50 - 11,99	0	0	0	0	0	0	0	0	0	0	0	0	0	0	0	0	0	0	0	0	0.0%	100.0%
12,00 - 12,49	0	0	0	0	0	0	0	0	0	0	0	0	0	0	0	0	0	0	0	0	0.0%	100.0%
12,50 - 12,99	0	0	0	0	0	0	0	0	0	0	0	0	0	0	0	0	0	0	0	0	0.0%	100.0%
13,00 - 13,49	0	0	0	0	0	0	0	0	0	0	0	0	0	0	0	0	0	0	0	0	0.0%	100.0%
13,50 - 13,99	0	0	0	0	0	0	0	0	0	0	0	0	0	0	0	0	0	0	0	0	0.0%	100.0%
14,00 - 14,49	0	0	0	0	0	0	0	0	0	0	0	0	0	0	0	0	0	0	0	0	0.0%	100.0%
14,50 - 14,99	0	0	0	0	0	0	0	0	0	0	0	0	0	0	0	0	0	0	0	0	0.0%	100.0%
15,00 - 15,49	0	0	0	0	0	0	0	0	0	0	0	0	0	0	0	0	0	0	0	0	0.0%	100.0%
15,50 - 15,99	0	0	0	0	0	0	0	0	0	0	0	0	0	0	0	0	0	0	0	0	0.0%	100.0%
16,00 - 16,49	0	0	0	0	0	0	0	0	0	0	0	0	0	0	0	0	0	0	0	0	0.0%	100.0%
16,50 - 16,99	0	0	0	0	0	0	0	0	0	0	0	0	0	0	0	0	0	0	0	0	0.0%	100.0%
>= 17	0	0	0	0	0	0	0	0	0	0	0	0	0	0	0	0	0	0	0	0	0.0%	100.0%
<b>SAMTALS</b>	0	0	355	3599	6779	4682	1504	314	54	9	0	0	0	0	0	0	0	0	0	17296	100.0%	<b>Nýting</b>
<b>%</b>	0.0%	0.0%	2.1%	####	39.2%	27.1%	8.7%	1.8%	0.3%	0.1%	0.0%	0.0%	0.0%	0.0%	0.0%	0.0%	0.0%	0.0%	0.0%	100.0%		<b>97.9%</b>

Sep - Nóv

Kennialda Hrms(m)	Öldustefna								Samtals	%	Σ%
	0° 337.5-22.4	45° 22.5-67.4	90° 67.5-112.4	135° 112.5-157.4	180° 157.5-202.4	225° 202.5-247.4	270° 247.5-292.4	315° 292.5-337.4			
0,00 - 0,49	0	0	3	5	6	0	0	0	14	0.1%	0.1%
0,50 - 0,99	86	132	101	76	146	65	23	21	650	3.8%	3.9%
1,00 - 1,49	412	526	295	369	599	360	139	103	2803	16.4%	20.3%
1,50 - 1,99	586	684	408	521	820	434	228	181	3862	22.6%	42.8%
2,00 - 2,49	660	604	335	424	663	337	160	138	3321	19.4%	62.3%
2,50 - 2,99	534	418	301	354	429	184	103	134	2457	14.4%	76.6%
3,00 - 3,49	435	294	149	190	256	106	62	102	1594	9.3%	85.9%
3,50 - 3,99	360	156	81	101	134	40	46	61	979	5.7%	91.7%
4,00 - 4,49	201	87	53	43	77	20	19	38	538	3.1%	94.8%
4,50 - 4,99	136	56	35	25	52	12	13	10	339	2.0%	96.8%
5,00 - 5,49	86	40	19	17	32	10	7	11	222	1.3%	98.1%
5,50 - 5,99	56	23	11	9	13	2	6	8	128	0.7%	98.8%
6,00 - 6,49	36	9	6	1	7	0	1	5	65	0.4%	99.2%
6,50 - 6,99	24	7	8	3	4	0	2	2	50	0.3%	99.5%
7,00 - 7,49	14	6	8	1	1	0	2	3	35	0.2%	99.7%
7,50 - 7,99	13	4	3	2	2	0	0	2	26	0.2%	99.9%
8,00 - 8,49	7	0	1	1	1	0	0	1	11	0.1%	99.9%
8,50 - 8,99	4	1	0	0	0	0	0	0	5	0.0%	99.9%
9,00 - 9,49	4	1	0	0	1	0	0	2	8	0.0%	100.0%
9,50 - 9,99	1	0	0	0	0	0	0	0	1	0.0%	100.0%
10,00 - 10,49	0	0	0	0	0	0	0	0	0	0.0%	100.0%
10,50 - 10,99	0	0	0	0	0	0	0	0	0	0.0%	100.0%
11,00 - 11,49	0	0	0	0	0	0	0	0	0	0.0%	100.0%
11,50 - 11,99	0	0	0	0	0	0	0	0	0	0.0%	100.0%
12,00 - 12,49	0	0	0	0	0	0	0	0	0	0.0%	100.0%
12,50 - 12,99	0	0	0	0	0	0	0	0	0	0.0%	100.0%
13,00 - 13,49	0	0	0	0	0	0	0	0	0	0.0%	100.0%
13,50 - 13,99	0	0	0	0	0	0	0	0	0	0.0%	100.0%
14,00 - 14,49	0	0	0	0	0	0	0	0	0	0.0%	100.0%
14,50 - 14,99	0	0	0	0	0	0	0	0	0	0.0%	100.0%
15,00 - 15,49	0	0	0	0	0	0	0	0	0	0.0%	100.0%
15,50 - 15,99	0	0	0	0	0	0	0	0	0	0.0%	100.0%
16,00 - 16,49	0	0	0	0	0	0	0	0	0	0.0%	100.0%
16,50 - 16,99	0	0	0	0	0	0	0	0	0	0.0%	100.0%
>= 17	0	0	0	0	0	0	0	0	0	0.0%	100.0%
<b>SAMTALS</b>	3655	3048	1817	2142	3243	1570	811	822	17108	100.0%	<b>Nýting</b>
<b>%</b>	21.4%	17.8%	10.6%	12.5%	19.0%	9.2%	4.7%	4.8%	100.0%		<b>97.9%</b>

Sep - Nóv

Kennialda Hrms(m)	Öldustefna								Samtals	Σ%
	0° 337.5-22.4	45° 22.5-67.4	90° 67.5-112.4	135° 112.5-157.4	180° 157.5-202.4	225° 202.5-247.4	270° 247.5-292.4	315° 292.5-337.4		
0,00 - 0,49	0.0%	0.0%	0.0%	0.0%	0.0%	0.0%	0.0%	0.0%	0.1%	0.1%
0,50 - 0,99	0.5%	0.8%	0.6%	0.5%	0.9%	0.4%	0.1%	0.1%	3.8%	3.9%
1,00 - 1,49	2.9%	3.8%	2.3%	2.6%	4.4%	2.5%	0.9%	0.7%	16.4%	20.3%
1,50 - 1,99	6.3%	7.8%	4.7%	5.7%	9.2%	5.0%	2.3%	1.8%	22.6%	42.8%
2,00 - 2,49	10.2%	11.4%	6.7%	8.2%	13.1%	7.0%	3.2%	2.6%	19.4%	62.3%
2,50 - 2,99	13.3%	13.8%	8.4%	10.2%	15.6%	8.1%	3.8%	3.4%	14.4%	76.6%
3,00 - 3,49	15.9%	15.5%	9.3%	11.3%	17.1%	8.7%	4.2%	4.0%	9.3%	85.9%
3,50 - 3,99	18.0%	16.4%	9.8%	11.9%	17.8%	8.9%	4.4%	4.3%	5.7%	91.7%
4,00 - 4,49	19.1%	17.0%	10.1%	12.2%	18.3%	9.0%	4.6%	4.5%	3.1%	94.8%
4,50 - 4,99	19.9%	17.3%	10.3%	12.3%	18.6%	9.1%	4.6%	4.6%	2.0%	96.8%
5,00 - 5,49	20.4%	17.5%	10.4%	12.4%	18.8%	9.2%	4.7%	4.7%	1.3%	98.1%
5,50 - 5,99	20.8%	17.7%	10.5%	12.5%	18.9%	9.2%	4.7%	4.7%	0.7%	98.8%
6,00 - 6,49	21.0%	17.7%	10.5%	12.5%	18.9%	9.2%	4.7%	4.7%	0.4%	99.2%
6,50 - 6,99	21.1%	17.7%	10.6%	12.5%	18.9%	9.2%	4.7%	4.8%	0.3%	99.5%
7,00 - 7,49	21.2%	17.8%	10.6%	12.5%	18.9%	9.2%	4.7%	4.8%	0.2%	99.7%
7,50 - 7,99	21.3%	17.8%	10.6%	12.5%	18.9%	9.2%	4.7%	4.8%	0.2%	99.9%
8,00 - 8,49	21.3%	17.8%	10.6%	12.5%	19.0%	9.2%	4.7%	4.8%	0.1%	99.9%
8,50 - 8,99	21.3%	17.8%	10.6%	12.5%	19.0%	9.2%	4.7%	4.8%	0.0%	99.9%
9,00 - 9,49	21.4%	17.8%	10.6%	12.5%	19.0%	9.2%	4.7%	4.8%	0.0%	100.0%
9,50 - 9,99	21.4%	17.8%	10.6%	12.5%	19.0%	9.2%	4.7%	4.8%	0.0%	100.0%
10,00 - 10,49	21.4%	17.8%	10.6%	12.5%	19.0%	9.2%	4.7%	4.8%	0.0%	100.0%
10,50 - 10,99	21.4%	17.8%	10.6%	12.5%	19.0%	9.2%	4.7%	4.8%	0.0%	100.0%
11,00 - 11,49	21.4%	17.8%	10.6%	12.5%	19.0%	9.2%	4.7%	4.8%	0.0%	100.0%
11,50 - 11,99	21.4%	17.8%	10.6%	12.5%	19.0%	9.2%	4.7%	4.8%	0.0%	100.0%
12,00 - 12,49	21.4%	17.8%	10.6%	12.5%	19.0%	9.2%	4.7%	4.8%	0.0%	100.0%
12,50 - 12,99	21.4%	17.8%	10.6%	12.5%	19.0%	9.2%	4.7%	4.8%	0.0%	100.0%
13,00 - 13,49	21.4%	17.8%	10.6%	12.5%	19.0%	9.2%	4.7%	4.8%	0.0%	100.0%
13,50 - 13,99	21.4%	17.8%	10.6%	12.5%	19.0%	9.2%	4.7%	4.8%	0.0%	100.0%
14,00 - 14,49	21.4%	17.8%	10.6%	12.5%	19.0%	9.2%	4.7%	4.8%	0.0%	100.0%
14,50 - 14,99	21.4%	17.8%	10.6%	12.5%	19.0%	9.2%	4.7%	4.8%	0.0%	100.0%
15,00 - 15,49	21.4%	17.8%	10.6%	12.5%	19.0%	9.2%	4.7%	4.8%	0.0%	100.0%
15,50 - 15,99	21.4%	17.8%	10.6%	12.5%	19.0%	9.2%	4.7%	4.8%	0.0%	100.0%
16,00 - 16,49	21.4%	17.8%	10.6%	12.5%	19.0%	9.2%	4.7%	4.8%	0.0%	100.0%
16,50 - 16,99	21.4%	17.8%	10.6%	12.5%	19.0%	9.2%	4.7%	4.8%	0.0%	100.0%
>= 17	21.4%	17.8%	10.6%	12.5%	19.0%	9.2%	4.7%	4.8%	0.0%	100.0%

## Sep - Nóv

Kennialda Hrms(m)	Sveiflutími Tp[s]																			Samtals	%	Σ%
	0	3	4	5	6	7	8	9	10	11	12	13	14	15	16	17	18	19	>20			
0,00 - 0,49	0	0	0	4	5	5	0	0	0	0	0	0	0	0	0	0	0	0	0	14	0.1%	0.1%
0,50 - 0,99	0	0	11	103	328	176	32	0	0	0	0	0	0	0	0	0	0	0	0	650	3.8%	3.9%
1,00 - 1,49	0	0	29	429	834	1033	411	53	14	0	0	0	0	0	0	0	0	0	0	2803	16.4%	20.3%
1,50 - 1,99	0	0	2	306	951	1258	1010	305	24	5	1	0	0	0	0	0	0	0	0	3862	22.6%	42.8%
2,00 - 2,49	0	0	0	38	699	1069	903	544	62	6	0	0	0	0	0	0	0	0	0	3321	19.4%	62.3%
2,50 - 2,99	0	0	0	0	248	875	716	471	135	10	2	0	0	0	0	0	0	0	0	2457	14.4%	76.6%
3,00 - 3,49	0	0	0	0	27	509	578	337	126	16	1	0	0	0	0	0	0	0	0	1594	9.3%	85.9%
3,50 - 3,99	0	0	0	0	0	148	457	238	107	26	3	0	0	0	0	0	0	0	0	979	5.7%	91.7%
4,00 - 4,49	0	0	0	0	0	31	250	175	59	23	0	0	0	0	0	0	0	0	0	538	3.1%	94.8%
4,50 - 4,99	0	0	0	0	0	6	73	187	48	22	3	0	0	0	0	0	0	0	0	339	2.0%	96.8%
5,00 - 5,49	0	0	0	0	0	1	21	123	47	25	5	0	0	0	0	0	0	0	0	222	1.3%	98.1%
5,50 - 5,99	0	0	0	0	0	0	5	61	42	17	3	0	0	0	0	0	0	0	0	128	0.7%	98.8%
6,00 - 6,49	0	0	0	0	0	0	0	12	29	21	3	0	0	0	0	0	0	0	0	65	0.4%	99.2%
6,50 - 6,99	0	0	0	0	0	0	0	4	34	10	2	0	0	0	0	0	0	0	0	50	0.3%	99.5%
7,00 - 7,49	0	0	0	0	0	0	0	0	24	9	2	0	0	0	0	0	0	0	0	35	0.2%	99.7%
7,50 - 7,99	0	0	0	0	0	0	0	0	7	17	2	0	0	0	0	0	0	0	0	26	0.2%	99.9%
8,00 - 8,49	0	0	0	0	0	0	0	0	3	7	1	0	0	0	0	0	0	0	0	11	0.1%	99.9%
8,50 - 8,99	0	0	0	0	0	0	0	0	1	3	0	1	0	0	0	0	0	0	0	5	0.0%	99.9%
9,00 - 9,49	0	0	0	0	0	0	0	0	0	4	2	2	0	0	0	0	0	0	0	8	0.0%	100.0%
9,50 - 9,99	0	0	0	0	0	0	0	0	0	0	0	1	0	0	0	0	0	0	0	1	0.0%	100.0%
10,00 - 10,49	0	0	0	0	0	0	0	0	0	0	0	0	0	0	0	0	0	0	0	0	0.0%	100.0%
10,50 - 10,99	0	0	0	0	0	0	0	0	0	0	0	0	0	0	0	0	0	0	0	0	0.0%	100.0%
11,00 - 11,49	0	0	0	0	0	0	0	0	0	0	0	0	0	0	0	0	0	0	0	0	0.0%	100.0%
11,50 - 11,99	0	0	0	0	0	0	0	0	0	0	0	0	0	0	0	0	0	0	0	0	0.0%	100.0%
12,00 - 12,49	0	0	0	0	0	0	0	0	0	0	0	0	0	0	0	0	0	0	0	0	0.0%	100.0%
12,50 - 12,99	0	0	0	0	0	0	0	0	0	0	0	0	0	0	0	0	0	0	0	0	0.0%	100.0%
13,00 - 13,49	0	0	0	0	0	0	0	0	0	0	0	0	0	0	0	0	0	0	0	0	0.0%	100.0%
13,50 - 13,99	0	0	0	0	0	0	0	0	0	0	0	0	0	0	0	0	0	0	0	0	0.0%	100.0%
14,00 - 14,49	0	0	0	0	0	0	0	0	0	0	0	0	0	0	0	0	0	0	0	0	0.0%	100.0%
14,50 - 14,99	0	0	0	0	0	0	0	0	0	0	0	0	0	0	0	0	0	0	0	0	0.0%	100.0%
15,00 - 15,49	0	0	0	0	0	0	0	0	0	0	0	0	0	0	0	0	0	0	0	0	0.0%	100.0%
15,50 - 15,99	0	0	0	0	0	0	0	0	0	0	0	0	0	0	0	0	0	0	0	0	0.0%	100.0%
16,00 - 16,49	0	0	0	0	0	0	0	0	0	0	0	0	0	0	0	0	0	0	0	0	0.0%	100.0%
16,50 - 16,99	0	0	0	0	0	0	0	0	0	0	0	0	0	0	0	0	0	0	0	0	0.0%	100.0%
>= 17	0	0	0	0	0	0	0	0	0	0	0	0	0	0	0	0	0	0	0	0	0.0%	100.0%
<b>SAMTALS</b>	0	0	42	880	3092	5111	4456	2510	762	221	30	4	0	0	0	0	0	0	0	17108	100.0%	<b>Nýting</b>
<b>%</b>	0.0%	0.0%	0.2%	5.1%	18.1%	29.9%	26.0%	14.7%	4.5%	1.3%	0.2%	0.0%	0.0%	0.0%	0.0%	0.0%	0.0%	0.0%	0.0%	100.0%		<b>97.9%</b>

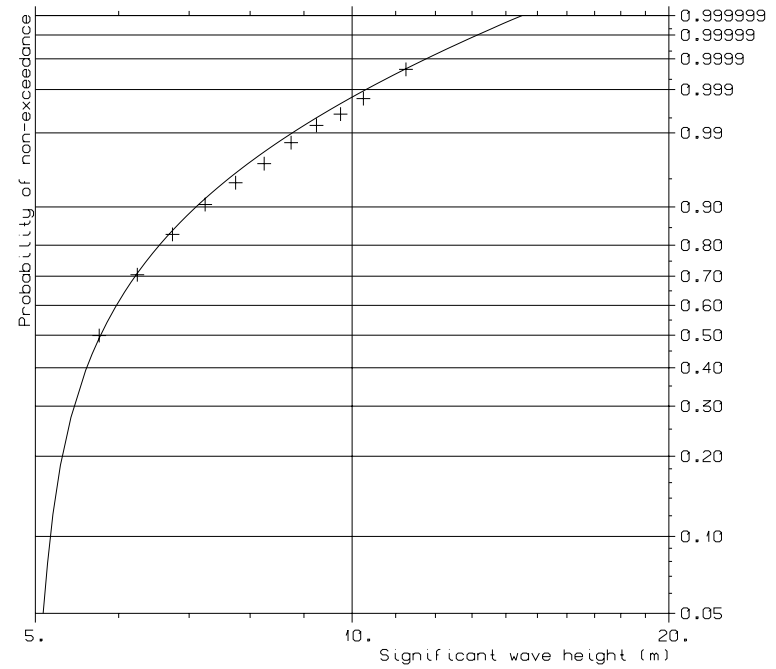
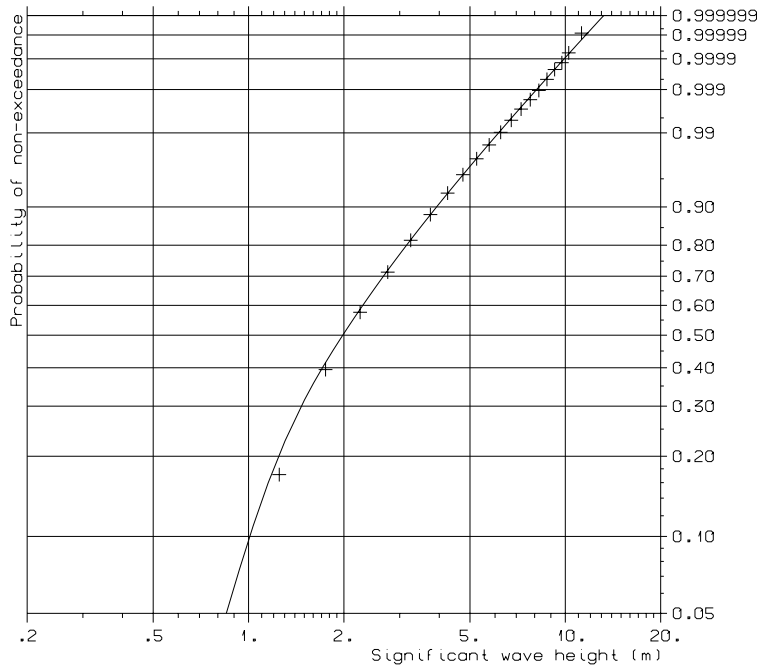
## Viðauki III e

Staðsetning: 69,0°N, 9,0°V

- *Líkindadreifing öldu*
  - *Tíðni / endurkomutími eftir árstíðum*
  
- *Talningar*
  - *Talning eftir mánuðum og árstíðum fyrir*
    - *Öldustefnur*
    - *Sveiflutíma*

69,0°N 9,0°V

Tíðni (% af tíma)	Endur- komutími (ár)	Jan	Feb	Mar	Apr	Maí	Jún	Júl	Ágú	Sep	Okt	Nóv	Des	Des-Feb	Mar-Maí	Jún-Ágú	Sep-Nóv	Jan-Des
Weibull 3 par																		
60%	1 ár	3.2	3.1	2.8	2.1	1.6	1.5	1.3	1.5	2.0	2.5	2.9	3.2	3.2	2.2	1.4	2.5	2.3
70%		3.6	3.5	3.2	2.4	1.9	1.6	1.5	1.7	2.3	2.9	3.2	3.6	3.6	2.5	1.6	2.8	2.7
80%		4.1	4.1	3.7	2.8	2.2	1.9	1.7	1.9	2.6	3.3	3.7	4.0	4.1	3.0	1.8	3.3	3.2
90%		4.9	4.9	4.4	3.4	2.7	2.3	2.0	2.3	3.2	4.0	4.5	4.8	4.8	3.7	2.2	4.0	3.9
95%		5.6	5.6	5.0	4.0	3.1	2.6	2.3	2.6	3.8	4.7	5.1	5.5	5.5	4.3	2.5	4.6	4.6
98%		6.4	6.4	5.8	4.8	3.7	3.0	2.6	3.0	4.5	5.5	6.0	6.3	6.4	5.1	2.9	5.5	5.5
99%		7.0	7.0	6.4	5.3	4.2	3.3	2.9	3.3	5.0	6.1	6.6	6.8	6.9	5.7	3.2	6.1	6.2
Weibull 5m þröskuldsgildi																		
	1 ár	9.4	9.7	8.5	7.6	6.8	-	-	-	7.8	9.3	9.0	9.2	9.5	8.0	-	8.9	8.8
	5 ár	10.4	10.9	9.4	8.4	7.5	-	-	-	9.1	10.7	10.0	10.3	10.5	8.9	-	10.1	9.8
	10 ár	10.8	11.4	9.7	8.8	7.7	-	-	-	9.6	11.3	10.4	10.7	11.0	9.2	-	10.5	10.3
	25 ár	11.4	12.1	10.2	9.2	8.0	-	-	-	10.3	12.0	11.0	11.3	11.6	9.7	-	11.2	10.9
	50 ár	11.8	12.6	10.5	9.5	8.2	-	-	-	10.9	12.6	11.4	11.8	12.0	10.0	-	11.7	11.3
	100 ár	12.2	13.1	10.8	9.8	8.4	-	-	-	11.5	13.1	11.8	12.2	12.5	10.3	-	12.1	11.8



MODEL DISTRIBUTION:	
WEIBULL parameters:	
Shape	1.329
Scale	1.739
Location	0.665
Estimated using:	
Method of Moments	

ESTIMATED EXTREMES:		
"RETURN" PERIOD	VALUE	
- years -	- m -	
0.0	3.2	
0.0	3.9	
0.0	5.5	
1.0	9.0	
Duration of exceedance:		
3.0 hours		

OBSERVED DISTRIBUTION:	
Mean value	2.26
Std. deviation	1.22
Skewness	1.30

GENERAL INFORMATION:	
No. of data	: 68932
No. of indep. data	: 11489

MODEL DISTRIBUTION:	
WEIBULL parameters:	
Shape	1.189
Scale	1.045
Location	5.000
Limit at	5.000
Estimated using:	
Max. Likelihood Method	

ESTIMATED EXTREMES:		
"RETURN" PERIOD	VALUE	
- years -	- m -	
1.0	8.8	
5.0	9.8	
25.	10.9	
100.	11.7	
Duration of exceedance:		
3.0 hours		

OBSERVED DISTRIBUTION:	
Mean value	5.98
Std. deviation	0.89
Skewness	1.66

GENERAL INFORMATION:	
No. of data	: 2311
No. of indep. data	: 385
Distrib. weight	: 3.35 %

Pkt no. 4, 69 N 9 V Spagogn fra ECMWF ERA 40 1958-2005 Samtals	FIGURE 104.17
--	------------------

Pkt no. 4, 69 N 9 V Spagogn fra ECMWF ERA 40 1958-2005 Samtals	FIGURE 104.17
--	------------------





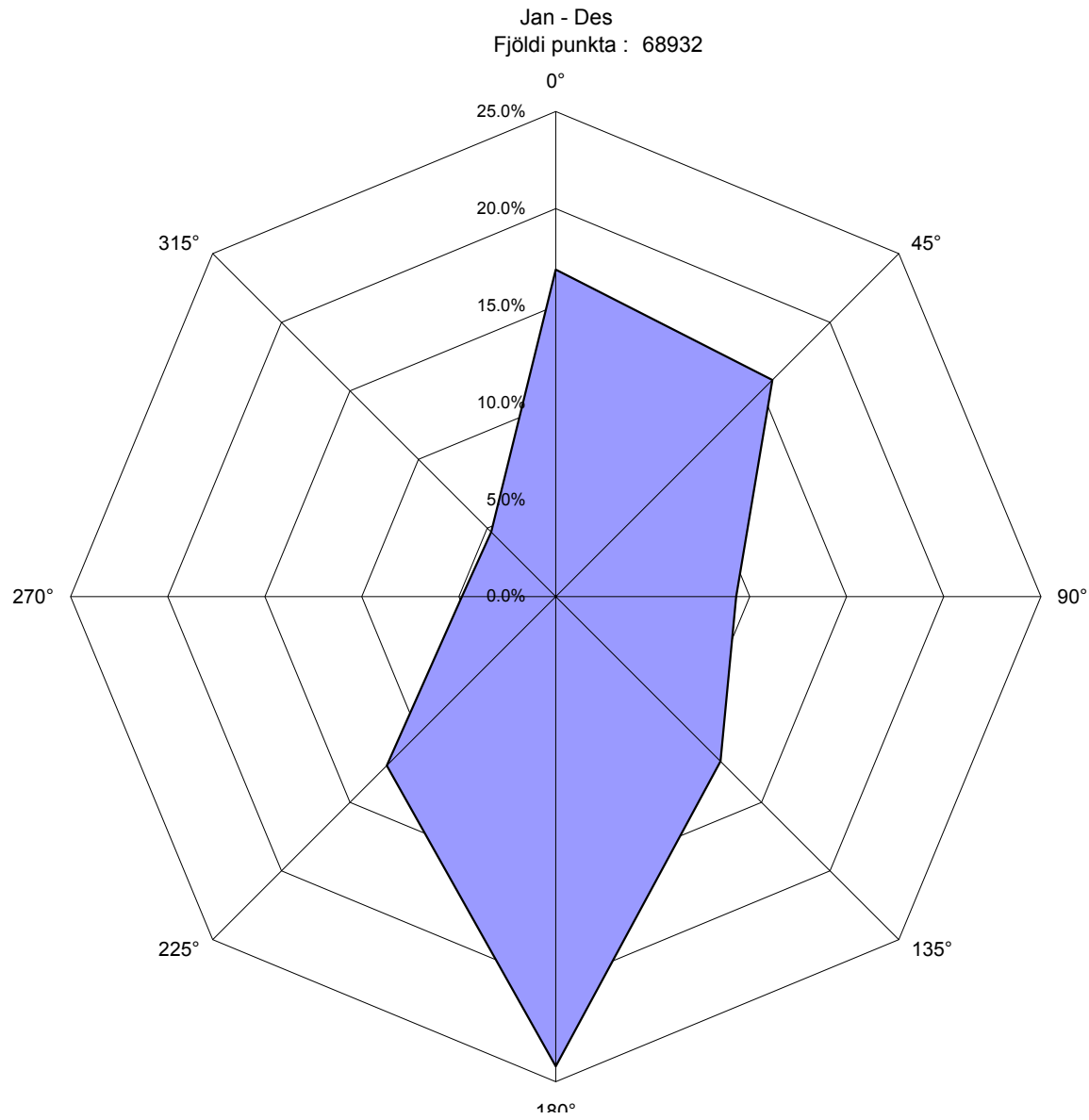


Jan - Des

Kennialda Hrms(m)	Öldustefna								Samtals	%	Σ%
	0° 337.5-22.4	45° 22.5-67.4	90° 67.5-112.4	135° 112.5-157.4	180° 157.5-202.4	225° 202.5-247.4	270° 247.5-292.4	315° 292.5-337.4			
0,00 - 0,49	0	6	4	24	43	20	1	4	102	0.1%	0.1%
0,50 - 0,99	425	1034	794	719	1925	1074	283	200	6454	9.4%	9.5%
1,00 - 1,49	1592	2389	1471	1737	3967	2275	743	542	14716	21.3%	30.9%
1,50 - 1,99	1888	2358	1299	1655	3415	1623	719	600	13557	19.7%	50.5%
2,00 - 2,49	1961	1685	934	1293	2457	1162	505	490	10487	15.2%	65.7%
2,50 - 2,99	1598	1216	740	1124	1756	876	388	396	8094	11.7%	77.5%
3,00 - 3,49	1292	852	451	688	1164	594	239	335	5615	8.1%	85.6%
3,50 - 3,99	979	529	276	408	721	348	186	259	3706	5.4%	91.0%
4,00 - 4,49	694	336	190	228	487	201	110	147	2393	3.5%	94.5%
4,50 - 4,99	482	172	107	165	305	114	63	89	1497	2.2%	96.6%
5,00 - 5,49	240	133	60	93	200	78	35	70	909	1.3%	98.0%
5,50 - 5,99	162	77	29	60	115	44	22	43	552	0.8%	98.8%
6,00 - 6,49	109	52	21	36	56	41	19	21	355	0.5%	99.3%
6,50 - 6,99	83	17	14	16	44	18	9	16	217	0.3%	99.6%
7,00 - 7,49	41	17	8	11	12	11	4	15	119	0.2%	99.8%
7,50 - 7,99	25	4	3	6	12	4	4	3	61	0.1%	99.9%
8,00 - 8,49	22	8	2	5	6	3	2	2	50	0.1%	99.9%
8,50 - 8,99	13	1	1	2	2	2	2	4	27	0.0%	100.0%
9,00 - 9,49	4	1	0	0	0	1	1	2	9	0.0%	100.0%
9,50 - 9,99	3	1	0	0	1	0	0	0	5	0.0%	100.0%
10,00 - 10,49	2	0	0	2	1	0	1	0	6	0.0%	100.0%
10,50 - 10,99	0	0	0	0	0	0	0	0	0	0.0%	100.0%
11,00 - 11,49	0	1	0	0	0	0	0	0	1	0.0%	100.0%
11,50 - 11,99	0	0	0	0	0	0	0	0	0	0.0%	100.0%
12,00 - 12,49	0	0	0	0	0	0	0	0	0	0.0%	100.0%
12,50 - 12,99	0	0	0	0	0	0	0	0	0	0.0%	100.0%
13,00 - 13,49	0	0	0	0	0	0	0	0	0	0.0%	100.0%
13,50 - 13,99	0	0	0	0	0	0	0	0	0	0.0%	100.0%
14,00 - 14,49	0	0	0	0	0	0	0	0	0	0.0%	100.0%
14,50 - 14,99	0	0	0	0	0	0	0	0	0	0.0%	100.0%
15,00 - 15,49	0	0	0	0	0	0	0	0	0	0.0%	100.0%
15,50 - 15,99	0	0	0	0	0	0	0	0	0	0.0%	100.0%
16,00 - 16,49	0	0	0	0	0	0	0	0	0	0.0%	100.0%
16,50 - 16,99	0	0	0	0	0	0	0	0	0	0.0%	100.0%
>= 17	0	0	0	0	0	0	0	0	0	0.0%	100.0%
<b>SAMTALS</b>	11615	10889	6404	8272	16689	8489	3336	3238	68932	100.0%	<b>Nýting</b>
<b>%</b>	16.8%	15.8%	9.3%	12.0%	24.2%	12.3%	4.8%	4.7%	100.0%		<b>98.3%</b>

Jan - Des

Kennialda Hrms(m)	Öldustefna								Samtals	Σ%
	0° 337.5-22.4	45° 22.5-67.4	90° 67.5-112.4	135° 112.5-157.4	180° 157.5-202.4	225° 202.5-247.4	270° 247.5-292.4	315° 292.5-337.4		
0,00 - 0,49	0.0%	0.0%	0.0%	0.0%	0.1%	0.0%	0.0%	0.0%	0.1%	0.1%
0,50 - 0,99	0.6%	1.5%	1.2%	1.1%	2.9%	1.6%	0.4%	0.3%	9.4%	9.5%
1,00 - 1,49	2.9%	5.0%	3.3%	3.6%	8.6%	4.9%	1.5%	1.1%	21.3%	30.9%
1,50 - 1,99	5.7%	8.4%	5.2%	6.0%	13.6%	7.2%	2.5%	2.0%	19.7%	50.5%
2,00 - 2,49	8.5%	10.8%	6.5%	7.9%	17.1%	8.9%	3.3%	2.7%	15.2%	65.7%
2,50 - 2,99	10.8%	12.6%	7.6%	9.5%	19.7%	10.2%	3.8%	3.2%	11.7%	77.5%
3,00 - 3,49	12.7%	13.8%	8.3%	10.5%	21.4%	11.1%	4.2%	3.7%	8.1%	85.6%
3,50 - 3,99	14.1%	14.6%	8.7%	11.1%	22.4%	11.6%	4.4%	4.1%	5.4%	91.0%
4,00 - 4,49	15.1%	15.1%	8.9%	11.4%	23.1%	11.9%	4.6%	4.3%	3.5%	94.5%
4,50 - 4,99	15.8%	15.3%	9.1%	11.7%	23.6%	12.0%	4.7%	4.4%	2.2%	96.6%
5,00 - 5,49	16.2%	15.5%	9.2%	11.8%	23.8%	12.1%	4.7%	4.5%	1.3%	98.0%
5,50 - 5,99	16.4%	15.6%	9.2%	11.9%	24.0%	12.2%	4.8%	4.6%	0.8%	98.8%
6,00 - 6,49	16.6%	15.7%	9.2%	11.9%	24.1%	12.3%	4.8%	4.6%	0.5%	99.3%
6,50 - 6,99	16.7%	15.7%	9.3%	12.0%	24.2%	12.3%	4.8%	4.7%	0.3%	99.6%
7,00 - 7,49	16.7%	15.8%	9.3%	12.0%	24.2%	12.3%	4.8%	4.7%	0.2%	99.8%
7,50 - 7,99	16.8%	15.8%	9.3%	12.0%	24.2%	12.3%	4.8%	4.7%	0.1%	99.9%
8,00 - 8,49	16.8%	15.8%	9.3%	12.0%	24.2%	12.3%	4.8%	4.7%	0.1%	99.9%
8,50 - 8,99	16.8%	15.8%	9.3%	12.0%	24.2%	12.3%	4.8%	4.7%	0.0%	100.0%
9,00 - 9,49	16.8%	15.8%	9.3%	12.0%	24.2%	12.3%	4.8%	4.7%	0.0%	100.0%
9,50 - 9,99	16.8%	15.8%	9.3%	12.0%	24.2%	12.3%	4.8%	4.7%	0.0%	100.0%
10,00 - 10,49	16.8%	15.8%	9.3%	12.0%	24.2%	12.3%	4.8%	4.7%	0.0%	100.0%
10,50 - 10,99	16.8%	15.8%	9.3%	12.0%	24.2%	12.3%	4.8%	4.7%	0.0%	100.0%
11,00 - 11,49	16.8%	15.8%	9.3%	12.0%	24.2%	12.3%	4.8%	4.7%	0.0%	100.0%
11,50 - 11,99	16.8%	15.8%	9.3%	12.0%	24.2%	12.3%	4.8%	4.7%	0.0%	100.0%
12,00 - 12,49	16.8%	15.8%	9.3%	12.0%	24.2%	12.3%	4.8%	4.7%	0.0%	100.0%
12,50 - 12,99	16.8%	15.8%	9.3%	12.0%	24.2%	12.3%	4.8%	4.7%	0.0%	100.0%
13,00 - 13,49	16.8%	15.8%	9.3%	12.0%	24.2%	12.3%	4.8%	4.7%	0.0%	100.0%
13,50 - 13,99	16.8%	15.8%	9.3%	12.0%	24.2%	12.3%	4.8%	4.7%	0.0%	100.0%
14,00 - 14,49	16.8%	15.8%	9.3%	12.0%	24.2%	12.3%	4.8%	4.7%	0.0%	100.0%
14,50 - 14,99	16.8%	15.8%	9.3%	12.0%	24.2%	12.3%	4.8%	4.7%	0.0%	100.0%
15,00 - 15,49	16.8%	15.8%	9.3%	12.0%	24.2%	12.3%	4.8%	4.7%	0.0%	100.0%
15,50 - 15,99	16.8%	15.8%	9.3%	12.0%	24.2%	12.3%	4.8%	4.7%	0.0%	100.0%
16,00 - 16,49	16.8%	15.8%	9.3%	12.0%	24.2%	12.3%	4.8%	4.7%	0.0%	100.0%
16,50 - 16,99	16.8%	15.8%	9.3%	12.0%	24.2%	12.3%	4.8%	4.7%	0.0%	100.0%
>= 17	16.8%	15.8%	9.3%	12.0%	24.2%	12.3%	4.8%	4.7%	0.0%	100.0%



Jan - Des

Kennialda Hrms(m)	Sveiflutími Tp[s]																			Samtals	%	Σ%
	0	3	4	5	6	7	8	9	10	11	12	13	14	15	16	17	18	19	>20			
0,00 - 0,49	0	0	1	19	21	39	18	2	1	1	0	0	0	0	0	0	0	0	0	102	0.1%	0.1%
0,50 - 0,99	0	0	154	1098	2510	1799	621	183	65	22	2	0	0	0	0	0	0	0	0	6454	9.4%	9.5%
1,00 - 1,49	0	0	181	2531	4441	4760	2155	494	136	17	1	0	0	0	0	0	0	0	0	14716	21.3%	30.9%
1,50 - 1,99	0	0	5	1389	3989	3769	3040	1139	188	31	7	0	0	0	0	0	0	0	0	13557	19.7%	50.5%
2,00 - 2,49	0	0	0	143	2441	3058	2642	1733	400	61	9	0	0	0	0	0	0	0	0	10487	15.2%	65.7%
2,50 - 2,99	0	0	0	5	754	2794	2155	1632	648	97	9	0	0	0	0	0	0	0	0	8094	11.7%	77.5%
3,00 - 3,49	0	0	0	0	87	1587	1842	1261	641	184	13	0	0	0	0	0	0	0	0	5615	8.1%	85.6%
3,50 - 3,99	0	0	0	0	5	504	1517	958	511	183	27	1	0	0	0	0	0	0	0	3706	5.4%	91.0%
4,00 - 4,49	0	0	0	0	0	86	962	801	352	158	30	4	0	0	0	0	0	0	0	2393	3.5%	94.5%
4,50 - 4,99	0	0	0	0	0	7	350	703	291	113	28	5	0	0	0	0	0	0	0	1497	2.2%	96.6%
5,00 - 5,49	0	0	0	0	0	1	81	437	267	96	22	5	0	0	0	0	0	0	0	909	1.3%	98.0%
5,50 - 5,99	0	0	0	0	0	0	16	233	207	77	17	2	0	0	0	0	0	0	0	552	0.8%	98.8%
6,00 - 6,49	0	0	0	0	0	0	2	74	194	67	16	2	0	0	0	0	0	0	0	355	0.5%	99.3%
6,50 - 6,99	0	0	0	0	0	0	0	11	129	61	12	4	0	0	0	0	0	0	0	217	0.3%	99.6%
7,00 - 7,49	0	0	0	0	0	0	0	3	60	51	2	2	1	0	0	0	0	0	0	119	0.2%	99.8%
7,50 - 7,99	0	0	0	0	0	0	0	0	18	31	9	2	1	0	0	0	0	0	0	61	0.1%	99.9%
8,00 - 8,49	0	0	0	0	0	0	0	0	6	25	15	1	3	0	0	0	0	0	0	50	0.1%	99.9%
8,50 - 8,99	0	0	0	0	0	0	0	0	2	13	12	0	0	0	0	0	0	0	0	27	0.0%	100.0%
9,00 - 9,49	0	0	0	0	0	0	0	0	0	4	5	0	0	0	0	0	0	0	0	9	0.0%	100.0%
9,50 - 9,99	0	0	0	0	0	0	0	0	0	1	3	1	0	0	0	0	0	0	0	5	0.0%	100.0%
10,00 - 10,49	0	0	0	0	0	0	0	0	0	0	5	1	0	0	0	0	0	0	0	6	0.0%	100.0%
10,50 - 10,99	0	0	0	0	0	0	0	0	0	0	0	0	0	0	0	0	0	0	0	0	0.0%	100.0%
11,00 - 11,49	0	0	0	0	0	0	0	0	0	0	0	1	0	0	0	0	0	0	0	1	0.0%	100.0%
11,50 - 11,99	0	0	0	0	0	0	0	0	0	0	0	0	0	0	0	0	0	0	0	0	0.0%	100.0%
12,00 - 12,49	0	0	0	0	0	0	0	0	0	0	0	0	0	0	0	0	0	0	0	0	0.0%	100.0%
12,50 - 12,99	0	0	0	0	0	0	0	0	0	0	0	0	0	0	0	0	0	0	0	0	0.0%	100.0%
13,00 - 13,49	0	0	0	0	0	0	0	0	0	0	0	0	0	0	0	0	0	0	0	0	0.0%	100.0%
13,50 - 13,99	0	0	0	0	0	0	0	0	0	0	0	0	0	0	0	0	0	0	0	0	0.0%	100.0%
14,00 - 14,49	0	0	0	0	0	0	0	0	0	0	0	0	0	0	0	0	0	0	0	0	0.0%	100.0%
14,50 - 14,99	0	0	0	0	0	0	0	0	0	0	0	0	0	0	0	0	0	0	0	0	0.0%	100.0%
15,00 - 15,49	0	0	0	0	0	0	0	0	0	0	0	0	0	0	0	0	0	0	0	0	0.0%	100.0%
15,50 - 15,99	0	0	0	0	0	0	0	0	0	0	0	0	0	0	0	0	0	0	0	0	0.0%	100.0%
16,00 - 16,49	0	0	0	0	0	0	0	0	0	0	0	0	0	0	0	0	0	0	0	0	0.0%	100.0%
16,50 - 16,99	0	0	0	0	0	0	0	0	0	0	0	0	0	0	0	0	0	0	0	0	0.0%	100.0%
>= 17	0	0	0	0	0	0	0	0	0	0	0	0	0	0	0	0	0	0	0	0	0.0%	100.0%
<b>SAMTALS</b>	0	0	341	5185	14248	18404	15401	9664	4116	1293	244	31	5	0	0	0	0	0	0	68932	100.0%	<b>Nýting</b>
<b>%</b>	0.0%	0.0%	0.5%	7.5%	20.7%	26.7%	22.3%	14.0%	6.0%	1.9%	0.4%	0.0%	0.0%	0.0%	0.0%	0.0%	0.0%	0.0%	0.0%	100.0%		<b>98.3%</b>

Des - Feb

Kennialda Hrms(m)	Öldustefna								Samtals	%	Σ%
	0° 337.5-22.4	45° 22.5-67.4	90° 67.5-112.4	135° 112.5-157.4	180° 157.5-202.4	225° 202.5-247.4	270° 247.5-292.4	315° 292.5-337.4			
0,00 - 0,49	0	1	0	0	3	1	0	0	5	0.0%	0.0%
0,50 - 0,99	8	32	13	17	39	24	9	8	150	0.9%	0.9%
1,00 - 1,49	141	231	134	146	249	147	65	46	1159	6.7%	7.6%
1,50 - 1,99	372	412	207	273	521	288	125	94	2292	13.3%	21.0%
2,00 - 2,49	544	416	217	351	650	389	136	126	2829	16.4%	37.4%
2,50 - 2,99	566	405	260	406	647	369	125	142	2920	17.0%	54.4%
3,00 - 3,49	503	347	202	320	546	324	92	125	2459	14.3%	68.7%
3,50 - 3,99	428	277	151	217	362	225	96	110	1866	10.8%	79.5%
4,00 - 4,49	333	176	103	138	279	133	62	64	1288	7.5%	87.0%
4,50 - 4,99	252	92	66	102	195	86	31	55	879	5.1%	92.1%
5,00 - 5,49	112	60	38	71	122	56	29	43	531	3.1%	95.2%
5,50 - 5,99	74	40	21	49	60	33	11	28	316	1.8%	97.0%
6,00 - 6,49	54	33	14	21	37	31	16	11	217	1.3%	98.3%
6,50 - 6,99	37	9	6	13	26	16	8	8	123	0.7%	99.0%
7,00 - 7,49	25	8	3	8	12	8	3	5	72	0.4%	99.4%
7,50 - 7,99	15	3	0	3	9	1	3	1	35	0.2%	99.6%
8,00 - 8,49	13	8	0	5	2	2	1	1	32	0.2%	99.8%
8,50 - 8,99	7	1	0	2	1	2	2	2	17	0.1%	99.9%
9,00 - 9,49	1	1	0	0	0	1	1	1	5	0.0%	99.9%
9,50 - 9,99	2	1	0	0	0	0	0	0	3	0.0%	100.0%
10,00 - 10,49	1	0	0	2	1	0	1	0	5	0.0%	100.0%
10,50 - 10,99	0	0	0	0	0	0	0	0	0	0.0%	100.0%
11,00 - 11,49	0	1	0	0	0	0	0	0	1	0.0%	100.0%
11,50 - 11,99	0	0	0	0	0	0	0	0	0	0.0%	100.0%
12,00 - 12,49	0	0	0	0	0	0	0	0	0	0.0%	100.0%
12,50 - 12,99	0	0	0	0	0	0	0	0	0	0.0%	100.0%
13,00 - 13,49	0	0	0	0	0	0	0	0	0	0.0%	100.0%
13,50 - 13,99	0	0	0	0	0	0	0	0	0	0.0%	100.0%
14,00 - 14,49	0	0	0	0	0	0	0	0	0	0.0%	100.0%
14,50 - 14,99	0	0	0	0	0	0	0	0	0	0.0%	100.0%
15,00 - 15,49	0	0	0	0	0	0	0	0	0	0.0%	100.0%
15,50 - 15,99	0	0	0	0	0	0	0	0	0	0.0%	100.0%
16,00 - 16,49	0	0	0	0	0	0	0	0	0	0.0%	100.0%
16,50 - 16,99	0	0	0	0	0	0	0	0	0	0.0%	100.0%
>= 17	0	0	0	0	0	0	0	0	0	0.0%	100.0%
<b>SAMTALS</b>	3488	2554	1435	2144	3761	2136	816	870	17204	100.0%	<b>Nýting</b>
<b>%</b>	20.3%	14.8%	8.3%	12.5%	21.9%	12.4%	4.7%	5.1%	100.0%		<b>99.3%</b>

Des - Feb

Kennialda Hrms(m)	Öldustefna								Samtals	Σ%
	0° 337.5-22.4	45° 22.5-67.4	90° 67.5-112.4	135° 112.5-157.4	180° 157.5-202.4	225° 202.5-247.4	270° 247.5-292.4	315° 292.5-337.4		
0,00 - 0,49	0.0%	0.0%	0.0%	0.0%	0.0%	0.0%	0.0%	0.0%	0.0%	0.0%
0,50 - 0,99	0.0%	0.2%	0.1%	0.1%	0.2%	0.1%	0.1%	0.0%	0.9%	0.9%
1,00 - 1,49	0.9%	1.5%	0.9%	0.9%	1.7%	1.0%	0.4%	0.3%	6.7%	7.6%
1,50 - 1,99	3.0%	3.9%	2.1%	2.5%	4.7%	2.7%	1.2%	0.9%	13.3%	21.0%
2,00 - 2,49	6.2%	6.3%	3.3%	4.6%	8.5%	4.9%	1.9%	1.6%	16.4%	37.4%
2,50 - 2,99	9.5%	8.7%	4.8%	6.9%	12.3%	7.1%	2.7%	2.4%	17.0%	54.4%
3,00 - 3,49	12.4%	10.7%	6.0%	8.8%	15.4%	9.0%	3.2%	3.1%	14.3%	68.7%
3,50 - 3,99	14.9%	12.3%	6.9%	10.1%	17.5%	10.3%	3.8%	3.8%	10.8%	79.5%
4,00 - 4,49	16.8%	13.4%	7.5%	10.9%	19.2%	11.0%	4.1%	4.2%	7.5%	87.0%
4,50 - 4,99	18.3%	13.9%	7.9%	11.5%	20.3%	11.5%	4.3%	4.5%	5.1%	92.1%
5,00 - 5,49	18.9%	14.2%	8.1%	11.9%	21.0%	11.9%	4.5%	4.7%	3.1%	95.2%
5,50 - 5,99	19.4%	14.5%	8.2%	12.1%	21.3%	12.1%	4.5%	4.9%	1.8%	97.0%
6,00 - 6,49	19.7%	14.7%	8.3%	12.3%	21.6%	12.2%	4.6%	5.0%	1.3%	98.3%
6,50 - 6,99	19.9%	14.7%	8.3%	12.3%	21.7%	12.3%	4.7%	5.0%	0.7%	99.0%
7,00 - 7,49	20.0%	14.8%	8.3%	12.4%	21.8%	12.4%	4.7%	5.0%	0.4%	99.4%
7,50 - 7,99	20.1%	14.8%	8.3%	12.4%	21.8%	12.4%	4.7%	5.0%	0.2%	99.6%
8,00 - 8,49	20.2%	14.8%	8.3%	12.4%	21.8%	12.4%	4.7%	5.0%	0.2%	99.8%
8,50 - 8,99	20.3%	14.8%	8.3%	12.5%	21.9%	12.4%	4.7%	5.1%	0.1%	99.9%
9,00 - 9,49	20.3%	14.8%	8.3%	12.5%	21.9%	12.4%	4.7%	5.1%	0.0%	99.9%
9,50 - 9,99	20.3%	14.8%	8.3%	12.5%	21.9%	12.4%	4.7%	5.1%	0.0%	100.0%
10,00 - 10,49	20.3%	14.8%	8.3%	12.5%	21.9%	12.4%	4.7%	5.1%	0.0%	100.0%
10,50 - 10,99	20.3%	14.8%	8.3%	12.5%	21.9%	12.4%	4.7%	5.1%	0.0%	100.0%
11,00 - 11,49	20.3%	14.8%	8.3%	12.5%	21.9%	12.4%	4.7%	5.1%	0.0%	100.0%
11,50 - 11,99	20.3%	14.8%	8.3%	12.5%	21.9%	12.4%	4.7%	5.1%	0.0%	100.0%
12,00 - 12,49	20.3%	14.8%	8.3%	12.5%	21.9%	12.4%	4.7%	5.1%	0.0%	100.0%
12,50 - 12,99	20.3%	14.8%	8.3%	12.5%	21.9%	12.4%	4.7%	5.1%	0.0%	100.0%
13,00 - 13,49	20.3%	14.8%	8.3%	12.5%	21.9%	12.4%	4.7%	5.1%	0.0%	100.0%
13,50 - 13,99	20.3%	14.8%	8.3%	12.5%	21.9%	12.4%	4.7%	5.1%	0.0%	100.0%
14,00 - 14,49	20.3%	14.8%	8.3%	12.5%	21.9%	12.4%	4.7%	5.1%	0.0%	100.0%
14,50 - 14,99	20.3%	14.8%	8.3%	12.5%	21.9%	12.4%	4.7%	5.1%	0.0%	100.0%
15,00 - 15,49	20.3%	14.8%	8.3%	12.5%	21.9%	12.4%	4.7%	5.1%	0.0%	100.0%
15,50 - 15,99	20.3%	14.8%	8.3%	12.5%	21.9%	12.4%	4.7%	5.1%	0.0%	100.0%
16,00 - 16,49	20.3%	14.8%	8.3%	12.5%	21.9%	12.4%	4.7%	5.1%	0.0%	100.0%
16,50 - 16,99	20.3%	14.8%	8.3%	12.5%	21.9%	12.4%	4.7%	5.1%	0.0%	100.0%
>= 17	20.3%	14.8%	8.3%	12.5%	21.9%	12.4%	4.7%	5.1%	0.0%	100.0%



Des - Feb

Kennialda Hrms(m)	Sveiflutími Tp[s]																				Samtals	%	Σ%
	0	3	4	5	6	7	8	9	10	11	12	13	14	15	16	17	18	19	>20				
0,00 - 0,49	0	0	0	1	2	2	0	0	0	0	0	0	0	0	0	0	0	0	0	5	0.0%	0.0%	
0,50 - 0,99	0	0	6	20	43	59	16	5	1	0	0	0	0	0	0	0	0	0	0	150	0.9%	0.9%	
1,00 - 1,49	0	0	4	96	212	336	342	133	34	2	0	0	0	0	0	0	0	0	0	1159	6.7%	7.6%	
1,50 - 1,99	0	0	2	112	381	548	758	387	78	22	4	0	0	0	0	0	0	0	0	2292	13.3%	21.0%	
2,00 - 2,49	0	0	0	28	422	711	771	660	199	31	7	0	0	0	0	0	0	0	0	2829	16.4%	37.4%	
2,50 - 2,99	0	0	0	2	187	806	789	703	358	70	5	0	0	0	0	0	0	0	0	2920	17.0%	54.4%	
3,00 - 3,49	0	0	0	0	27	525	772	633	356	135	11	0	0	0	0	0	0	0	0	2459	14.3%	68.7%	
3,50 - 3,99	0	0	0	0	5	231	698	498	295	116	22	1	0	0	0	0	0	0	0	1866	10.8%	79.5%	
4,00 - 4,49	0	0	0	0	0	33	459	460	202	105	26	3	0	0	0	0	0	0	0	1288	7.5%	87.0%	
4,50 - 4,99	0	0	0	0	0	3	186	394	189	83	20	4	0	0	0	0	0	0	0	879	5.1%	92.1%	
5,00 - 5,49	0	0	0	0	0	1	49	251	157	52	16	5	0	0	0	0	0	0	0	531	3.1%	95.2%	
5,50 - 5,99	0	0	0	0	0	0	8	132	117	46	11	2	0	0	0	0	0	0	0	316	1.8%	97.0%	
6,00 - 6,49	0	0	0	0	0	0	2	50	115	38	10	2	0	0	0	0	0	0	0	217	1.3%	98.3%	
6,50 - 6,99	0	0	0	0	0	0	0	7	67	36	9	4	0	0	0	0	0	0	0	123	0.7%	99.0%	
7,00 - 7,49	0	0	0	0	0	0	0	2	35	31	2	1	1	0	0	0	0	0	0	72	0.4%	99.4%	
7,50 - 7,99	0	0	0	0	0	0	0	0	8	17	7	2	1	0	0	0	0	0	0	35	0.2%	99.6%	
8,00 - 8,49	0	0	0	0	0	0	0	0	5	14	12	0	1	0	0	0	0	0	0	32	0.2%	99.8%	
8,50 - 8,99	0	0	0	0	0	0	0	0	0	8	9	0	0	0	0	0	0	0	0	17	0.1%	99.9%	
9,00 - 9,49	0	0	0	0	0	0	0	0	0	2	3	0	0	0	0	0	0	0	0	5	0.0%	99.9%	
9,50 - 9,99	0	0	0	0	0	0	0	0	0	0	2	1	0	0	0	0	0	0	0	3	0.0%	100.0%	
10,00 - 10,49	0	0	0	0	0	0	0	0	0	0	4	1	0	0	0	0	0	0	0	5	0.0%	100.0%	
10,50 - 10,99	0	0	0	0	0	0	0	0	0	0	0	0	0	0	0	0	0	0	0	0	0.0%	100.0%	
11,00 - 11,49	0	0	0	0	0	0	0	0	0	0	0	1	0	0	0	0	0	0	0	1	0.0%	100.0%	
11,50 - 11,99	0	0	0	0	0	0	0	0	0	0	0	0	0	0	0	0	0	0	0	0	0.0%	100.0%	
12,00 - 12,49	0	0	0	0	0	0	0	0	0	0	0	0	0	0	0	0	0	0	0	0	0.0%	100.0%	
12,50 - 12,99	0	0	0	0	0	0	0	0	0	0	0	0	0	0	0	0	0	0	0	0	0.0%	100.0%	
13,00 - 13,49	0	0	0	0	0	0	0	0	0	0	0	0	0	0	0	0	0	0	0	0	0.0%	100.0%	
13,50 - 13,99	0	0	0	0	0	0	0	0	0	0	0	0	0	0	0	0	0	0	0	0	0.0%	100.0%	
14,00 - 14,49	0	0	0	0	0	0	0	0	0	0	0	0	0	0	0	0	0	0	0	0	0.0%	100.0%	
14,50 - 14,99	0	0	0	0	0	0	0	0	0	0	0	0	0	0	0	0	0	0	0	0	0.0%	100.0%	
15,00 - 15,49	0	0	0	0	0	0	0	0	0	0	0	0	0	0	0	0	0	0	0	0	0.0%	100.0%	
15,50 - 15,99	0	0	0	0	0	0	0	0	0	0	0	0	0	0	0	0	0	0	0	0	0.0%	100.0%	
16,00 - 16,49	0	0	0	0	0	0	0	0	0	0	0	0	0	0	0	0	0	0	0	0	0.0%	100.0%	
16,50 - 16,99	0	0	0	0	0	0	0	0	0	0	0	0	0	0	0	0	0	0	0	0	0.0%	100.0%	
>= 17	0	0	0	0	0	0	0	0	0	0	0	0	0	0	0	0	0	0	0	0	0.0%	100.0%	
<b>SAMTALS</b>	0	0	12	259	1279	3255	4850	4315	2216	808	180	27	3	0	0	0	0	0	0	17204	100.0%	<b>Nýting</b>	
<b>%</b>	0.0%	0.0%	0.1%	1.5%	7.4%	18.9%	28.2%	25.1%	12.9%	4.7%	1.0%	0.2%	0.0%	0.0%	0.0%	0.0%	0.0%	0.0%	0.0%	100.0%		<b>99.3%</b>	

Mar - Maí

Kennialda Hrms(m)	Öldustefna								Samtals	%	Σ%
	0° 337.5-22.4	45° 22.5-67.4	90° 67.5-112.4	135° 112.5-157.4	180° 157.5-202.4	225° 202.5-247.4	270° 247.5-292.4	315° 292.5-337.4			
0,00 - 0,49	0	5	3	9	20	3	0	0	40	0.2%	0.2%
0,50 - 0,99	87	277	202	224	473	138	52	51	1504	8.7%	8.9%
1,00 - 1,49	384	716	465	497	966	523	163	131	3845	22.2%	31.1%
1,50 - 1,99	516	777	368	494	925	398	141	173	3792	21.9%	53.0%
2,00 - 2,49	567	494	238	401	707	258	95	137	2897	16.7%	69.7%
2,50 - 2,99	409	364	164	306	444	196	84	98	2065	11.9%	81.6%
3,00 - 3,49	331	198	84	141	275	121	49	85	1284	7.4%	89.0%
3,50 - 3,99	237	80	43	93	165	58	26	50	752	4.3%	93.4%
4,00 - 4,49	160	61	25	39	100	33	17	39	474	2.7%	96.1%
4,50 - 4,99	98	37	13	28	61	13	8	15	273	1.6%	97.7%
5,00 - 5,49	54	19	4	8	42	9	2	13	151	0.9%	98.6%
5,50 - 5,99	30	16	1	3	32	5	3	6	96	0.6%	99.1%
6,00 - 6,49	30	13	0	11	12	8	1	5	80	0.5%	99.6%
6,50 - 6,99	23	3	0	0	11	1	0	3	41	0.2%	99.8%
7,00 - 7,49	4	2	0	1	0	3	0	4	14	0.1%	99.9%
7,50 - 7,99	5	1	0	0	0	1	0	0	7	0.0%	99.9%
8,00 - 8,49	0	0	0	0	3	1	0	1	5	0.0%	100.0%
8,50 - 8,99	1	0	0	0	1	0	0	1	3	0.0%	100.0%
9,00 - 9,49	0	0	0	0	0	0	0	0	0	0.0%	100.0%
9,50 - 9,99	0	0	0	0	0	0	0	0	0	0.0%	100.0%
10,00 - 10,49	1	0	0	0	0	0	0	0	1	0.0%	100.0%
10,50 - 10,99	0	0	0	0	0	0	0	0	0	0.0%	100.0%
11,00 - 11,49	0	0	0	0	0	0	0	0	0	0.0%	100.0%
11,50 - 11,99	0	0	0	0	0	0	0	0	0	0.0%	100.0%
12,00 - 12,49	0	0	0	0	0	0	0	0	0	0.0%	100.0%
12,50 - 12,99	0	0	0	0	0	0	0	0	0	0.0%	100.0%
13,00 - 13,49	0	0	0	0	0	0	0	0	0	0.0%	100.0%
13,50 - 13,99	0	0	0	0	0	0	0	0	0	0.0%	100.0%
14,00 - 14,49	0	0	0	0	0	0	0	0	0	0.0%	100.0%
14,50 - 14,99	0	0	0	0	0	0	0	0	0	0.0%	100.0%
15,00 - 15,49	0	0	0	0	0	0	0	0	0	0.0%	100.0%
15,50 - 15,99	0	0	0	0	0	0	0	0	0	0.0%	100.0%
16,00 - 16,49	0	0	0	0	0	0	0	0	0	0.0%	100.0%
16,50 - 16,99	0	0	0	0	0	0	0	0	0	0.0%	100.0%
>= 17	0	0	0	0	0	0	0	0	0	0.0%	100.0%
<b>SAMTALS</b>	2937	3063	1610	2255	4237	1769	641	812	17324	100.0%	<b>Nýting</b>
<b>%</b>	17.0%	17.7%	9.3%	13.0%	24.5%	10.2%	3.7%	4.7%	100.0%		<b>98.1%</b>

Mar - Maí

Kennialda Hrms(m)	Öldustefna									Samtals	Σ%
	0° 337.5-22.4	45° 22.5-67.4	90° 67.5-112.4	135° 112.5-157.4	180° 157.5-202.4	225° 202.5-247.4	270° 247.5-292.4	315° 292.5-337.4			
0,00 - 0,49	0.0%	0.0%	0.0%	0.1%	0.1%	0.0%	0.0%	0.0%	0.2%	0.2%	
0,50 - 0,99	0.5%	1.6%	1.2%	1.3%	2.8%	0.8%	0.3%	0.3%	8.7%	8.9%	
1,00 - 1,49	2.7%	5.8%	3.9%	4.2%	8.4%	3.8%	1.2%	1.1%	22.2%	31.1%	
1,50 - 1,99	5.7%	10.2%	6.0%	7.1%	13.8%	6.1%	2.1%	2.0%	21.9%	53.0%	
2,00 - 2,49	9.0%	13.1%	7.4%	9.4%	17.8%	7.6%	2.6%	2.8%	16.7%	69.7%	
2,50 - 2,99	11.3%	15.2%	8.3%	11.1%	20.4%	8.8%	3.1%	3.4%	11.9%	81.6%	
3,00 - 3,49	13.2%	16.3%	8.8%	12.0%	22.0%	9.4%	3.4%	3.9%	7.4%	89.0%	
3,50 - 3,99	14.6%	16.8%	9.0%	12.5%	22.9%	9.8%	3.5%	4.2%	4.3%	93.4%	
4,00 - 4,49	15.5%	17.2%	9.2%	12.7%	23.5%	10.0%	3.6%	4.4%	2.7%	96.1%	
4,50 - 4,99	16.1%	17.4%	9.3%	12.9%	23.9%	10.0%	3.7%	4.5%	1.6%	97.7%	
5,00 - 5,49	16.4%	17.5%	9.3%	12.9%	24.1%	10.1%	3.7%	4.6%	0.9%	98.6%	
5,50 - 5,99	16.6%	17.6%	9.3%	12.9%	24.3%	10.1%	3.7%	4.6%	0.6%	99.1%	
6,00 - 6,49	16.8%	17.6%	9.3%	13.0%	24.4%	10.2%	3.7%	4.6%	0.5%	99.6%	
6,50 - 6,99	16.9%	17.7%	9.3%	13.0%	24.4%	10.2%	3.7%	4.7%	0.2%	99.8%	
7,00 - 7,49	16.9%	17.7%	9.3%	13.0%	24.4%	10.2%	3.7%	4.7%	0.1%	99.9%	
7,50 - 7,99	16.9%	17.7%	9.3%	13.0%	24.4%	10.2%	3.7%	4.7%	0.0%	99.9%	
8,00 - 8,49	16.9%	17.7%	9.3%	13.0%	24.5%	10.2%	3.7%	4.7%	0.0%	100.0%	
8,50 - 8,99	16.9%	17.7%	9.3%	13.0%	24.5%	10.2%	3.7%	4.7%	0.0%	100.0%	
9,00 - 9,49	16.9%	17.7%	9.3%	13.0%	24.5%	10.2%	3.7%	4.7%	0.0%	100.0%	
9,50 - 9,99	16.9%	17.7%	9.3%	13.0%	24.5%	10.2%	3.7%	4.7%	0.0%	100.0%	
10,00 - 10,49	17.0%	17.7%	9.3%	13.0%	24.5%	10.2%	3.7%	4.7%	0.0%	100.0%	
10,50 - 10,99	17.0%	17.7%	9.3%	13.0%	24.5%	10.2%	3.7%	4.7%	0.0%	100.0%	
11,00 - 11,49	17.0%	17.7%	9.3%	13.0%	24.5%	10.2%	3.7%	4.7%	0.0%	100.0%	
11,50 - 11,99	17.0%	17.7%	9.3%	13.0%	24.5%	10.2%	3.7%	4.7%	0.0%	100.0%	
12,00 - 12,49	17.0%	17.7%	9.3%	13.0%	24.5%	10.2%	3.7%	4.7%	0.0%	100.0%	
12,50 - 12,99	17.0%	17.7%	9.3%	13.0%	24.5%	10.2%	3.7%	4.7%	0.0%	100.0%	
13,00 - 13,49	17.0%	17.7%	9.3%	13.0%	24.5%	10.2%	3.7%	4.7%	0.0%	100.0%	
13,50 - 13,99	17.0%	17.7%	9.3%	13.0%	24.5%	10.2%	3.7%	4.7%	0.0%	100.0%	
14,00 - 14,49	17.0%	17.7%	9.3%	13.0%	24.5%	10.2%	3.7%	4.7%	0.0%	100.0%	
14,50 - 14,99	17.0%	17.7%	9.3%	13.0%	24.5%	10.2%	3.7%	4.7%	0.0%	100.0%	
15,00 - 15,49	17.0%	17.7%	9.3%	13.0%	24.5%	10.2%	3.7%	4.7%	0.0%	100.0%	
15,50 - 15,99	17.0%	17.7%	9.3%	13.0%	24.5%	10.2%	3.7%	4.7%	0.0%	100.0%	
16,00 - 16,49	17.0%	17.7%	9.3%	13.0%	24.5%	10.2%	3.7%	4.7%	0.0%	100.0%	
16,50 - 16,99	17.0%	17.7%	9.3%	13.0%	24.5%	10.2%	3.7%	4.7%	0.0%	100.0%	
>= 17	17.0%	17.7%	9.3%	13.0%	24.5%	10.2%	3.7%	4.7%	0.0%	100.0%	

## Mar - Maí

Kennialda Hrms(m)	Sveiflutími Tp[s]																			Samtals	%	Σ%
	0	3	4	5	6	7	8	9	10	11	12	13	14	15	16	17	18	19	>20			
0,00 - 0,49	0	0	0	3	6	20	7	2	1	1	0	0	0	0	0	0	0	0	0	40	0.2%	0.2%
0,50 - 0,99	0	0	31	192	451	505	188	94	29	14	0	0	0	0	0	0	0	0	0	1504	8.7%	8.9%
1,00 - 1,49	0	0	45	567	1056	1298	663	177	35	4	0	0	0	0	0	0	0	0	0	3845	22.2%	31.1%
1,50 - 1,99	0	0	3	446	1112	992	822	347	66	4	0	0	0	0	0	0	0	0	0	3792	21.9%	53.0%
2,00 - 2,49	0	0	0	51	717	821	698	461	129	19	1	0	0	0	0	0	0	0	0	2897	16.7%	69.7%
2,50 - 2,99	0	0	0	2	235	807	508	350	141	18	4	0	0	0	0	0	0	0	0	2065	11.9%	81.6%
3,00 - 3,49	0	0	0	0	25	474	411	236	111	26	1	0	0	0	0	0	0	0	0	1284	7.4%	89.0%
3,50 - 3,99	0	0	0	0	0	115	310	199	93	33	2	0	0	0	0	0	0	0	0	752	4.3%	93.4%
4,00 - 4,49	0	0	0	0	0	22	218	132	76	23	2	1	0	0	0	0	0	0	0	474	2.7%	96.1%
4,50 - 4,99	0	0	0	0	0	0	78	123	55	10	6	1	0	0	0	0	0	0	0	273	1.6%	97.7%
5,00 - 5,49	0	0	0	0	0	0	13	70	50	18	0	0	0	0	0	0	0	0	0	151	0.9%	98.6%
5,50 - 5,99	0	0	0	0	0	0	5	41	42	7	1	0	0	0	0	0	0	0	0	96	0.6%	99.1%
6,00 - 6,49	0	0	0	0	0	0	0	16	44	17	3	0	0	0	0	0	0	0	0	80	0.5%	99.6%
6,50 - 6,99	0	0	0	0	0	0	0	1	30	9	1	0	0	0	0	0	0	0	0	41	0.2%	99.8%
7,00 - 7,49	0	0	0	0	0	0	0	1	5	8	0	0	0	0	0	0	0	0	0	14	0.1%	99.9%
7,50 - 7,99	0	0	0	0	0	0	0	0	2	5	0	0	0	0	0	0	0	0	0	7	0.0%	99.9%
8,00 - 8,49	0	0	0	0	0	0	0	0	0	3	2	0	0	0	0	0	0	0	0	5	0.0%	100.0%
8,50 - 8,99	0	0	0	0	0	0	0	0	1	1	1	0	0	0	0	0	0	0	0	3	0.0%	100.0%
9,00 - 9,49	0	0	0	0	0	0	0	0	0	0	0	0	0	0	0	0	0	0	0	0	0.0%	100.0%
9,50 - 9,99	0	0	0	0	0	0	0	0	0	0	0	0	0	0	0	0	0	0	0	0	0.0%	100.0%
10,00 - 10,49	0	0	0	0	0	0	0	0	0	0	1	0	0	0	0	0	0	0	0	1	0.0%	100.0%
10,50 - 10,99	0	0	0	0	0	0	0	0	0	0	0	0	0	0	0	0	0	0	0	0	0.0%	100.0%
11,00 - 11,49	0	0	0	0	0	0	0	0	0	0	0	0	0	0	0	0	0	0	0	0	0.0%	100.0%
11,50 - 11,99	0	0	0	0	0	0	0	0	0	0	0	0	0	0	0	0	0	0	0	0	0.0%	100.0%
12,00 - 12,49	0	0	0	0	0	0	0	0	0	0	0	0	0	0	0	0	0	0	0	0	0.0%	100.0%
12,50 - 12,99	0	0	0	0	0	0	0	0	0	0	0	0	0	0	0	0	0	0	0	0	0.0%	100.0%
13,00 - 13,49	0	0	0	0	0	0	0	0	0	0	0	0	0	0	0	0	0	0	0	0	0.0%	100.0%
13,50 - 13,99	0	0	0	0	0	0	0	0	0	0	0	0	0	0	0	0	0	0	0	0	0.0%	100.0%
14,00 - 14,49	0	0	0	0	0	0	0	0	0	0	0	0	0	0	0	0	0	0	0	0	0.0%	100.0%
14,50 - 14,99	0	0	0	0	0	0	0	0	0	0	0	0	0	0	0	0	0	0	0	0	0.0%	100.0%
15,00 - 15,49	0	0	0	0	0	0	0	0	0	0	0	0	0	0	0	0	0	0	0	0	0.0%	100.0%
15,50 - 15,99	0	0	0	0	0	0	0	0	0	0	0	0	0	0	0	0	0	0	0	0	0.0%	100.0%
16,00 - 16,49	0	0	0	0	0	0	0	0	0	0	0	0	0	0	0	0	0	0	0	0	0.0%	100.0%
16,50 - 16,99	0	0	0	0	0	0	0	0	0	0	0	0	0	0	0	0	0	0	0	0	0.0%	100.0%
>= 17	0	0	0	0	0	0	0	0	0	0	0	0	0	0	0	0	0	0	0	0	0.0%	100.0%
<b>SAMTALS</b>	0	0	79	1261	3602	5054	3921	2250	910	220	25	2	0	0	0	0	0	0	0	17324	100.0%	<b>Nýting</b>
<b>%</b>	0.0%	0.0%	0.5%	7.3%	20.8%	29.2%	22.6%	13.0%	5.3%	1.3%	0.1%	0.0%	0.0%	0.0%	0.0%	0.0%	0.0%	0.0%	0.0%	100.0%		<b>98.1%</b>

## Jún - Ágú

Kennialda Hrms(m)	Öldustefna								Samtals	%	Σ%
	0° 337.5-22.4	45° 22.5-67.4	90° 67.5-112.4	135° 112.5-157.4	180° 157.5-202.4	225° 202.5-247.4	270° 247.5-292.4	315° 292.5-337.4			
0,00 - 0,49	0	0	1	9	12	16	1	4	43	0.2%	0.2%
0,50 - 0,99	261	626	495	427	1294	845	196	122	4266	24.7%	24.9%
1,00 - 1,49	679	964	640	799	2147	1242	363	243	7077	40.9%	65.8%
1,50 - 1,99	443	577	371	435	1094	478	182	137	3717	21.5%	87.3%
2,00 - 2,49	210	195	166	167	380	141	77	70	1406	8.1%	95.4%
2,50 - 2,99	80	67	44	58	114	57	37	32	489	2.8%	98.3%
3,00 - 3,49	45	26	12	22	48	20	21	11	205	1.2%	99.5%
3,50 - 3,99	13	8	2	1	17	6	8	7	62	0.4%	99.8%
4,00 - 4,49	8	3	1	2	2	4	4	1	25	0.1%	100.0%
4,50 - 4,99	0	1	2	0	0	0	3	0	6	0.0%	100.0%
5,00 - 5,49	0	0	0	0	0	0	0	0	0	0.0%	100.0%
5,50 - 5,99	0	0	0	0	0	0	0	0	0	0.0%	100.0%
6,00 - 6,49	0	0	0	0	0	0	0	0	0	0.0%	100.0%
6,50 - 6,99	0	0	0	0	0	0	0	0	0	0.0%	100.0%
7,00 - 7,49	0	0	0	0	0	0	0	0	0	0.0%	100.0%
7,50 - 7,99	0	0	0	0	0	0	0	0	0	0.0%	100.0%
8,00 - 8,49	0	0	0	0	0	0	0	0	0	0.0%	100.0%
8,50 - 8,99	0	0	0	0	0	0	0	0	0	0.0%	100.0%
9,00 - 9,49	0	0	0	0	0	0	0	0	0	0.0%	100.0%
9,50 - 9,99	0	0	0	0	0	0	0	0	0	0.0%	100.0%
10,00 - 10,49	0	0	0	0	0	0	0	0	0	0.0%	100.0%
10,50 - 10,99	0	0	0	0	0	0	0	0	0	0.0%	100.0%
11,00 - 11,49	0	0	0	0	0	0	0	0	0	0.0%	100.0%
11,50 - 11,99	0	0	0	0	0	0	0	0	0	0.0%	100.0%
12,00 - 12,49	0	0	0	0	0	0	0	0	0	0.0%	100.0%
12,50 - 12,99	0	0	0	0	0	0	0	0	0	0.0%	100.0%
13,00 - 13,49	0	0	0	0	0	0	0	0	0	0.0%	100.0%
13,50 - 13,99	0	0	0	0	0	0	0	0	0	0.0%	100.0%
14,00 - 14,49	0	0	0	0	0	0	0	0	0	0.0%	100.0%
14,50 - 14,99	0	0	0	0	0	0	0	0	0	0.0%	100.0%
15,00 - 15,49	0	0	0	0	0	0	0	0	0	0.0%	100.0%
15,50 - 15,99	0	0	0	0	0	0	0	0	0	0.0%	100.0%
16,00 - 16,49	0	0	0	0	0	0	0	0	0	0.0%	100.0%
16,50 - 16,99	0	0	0	0	0	0	0	0	0	0.0%	100.0%
>= 17	0	0	0	0	0	0	0	0	0	0.0%	100.0%
<b>SAMTALS</b>	1739	2467	1734	1920	5108	2809	892	627	17296	100.0%	<b>Nýting</b>
<b>%</b>	10.1%	14.3%	10.0%	11.1%	29.5%	16.2%	5.2%	3.6%	100.0%		<b>97.9%</b>

## Jún - Ágú

Kennialda Hrms(m)	Öldustefna								Samtals	Σ%
	0° 337.5-22.4	45° 22.5-67.4	90° 67.5-112.4	135° 112.5-157.4	180° 157.5-202.4	225° 202.5-247.4	270° 247.5-292.4	315° 292.5-337.4		
0,00 - 0,49	0.0%	0.0%	0.0%	0.1%	0.1%	0.1%	0.0%	0.0%	0.2%	0.2%
0,50 - 0,99	1.5%	3.6%	2.9%	2.5%	7.6%	5.0%	1.1%	0.7%	24.7%	24.9%
1,00 - 1,49	5.4%	9.2%	6.6%	7.1%	20.0%	12.2%	3.2%	2.1%	40.9%	65.8%
1,50 - 1,99	8.0%	12.5%	8.7%	9.7%	26.3%	14.9%	4.3%	2.9%	21.5%	87.3%
2,00 - 2,49	9.2%	13.7%	9.7%	10.6%	28.5%	15.7%	4.7%	3.3%	8.1%	95.4%
2,50 - 2,99	9.7%	14.0%	9.9%	11.0%	29.1%	16.1%	4.9%	3.5%	2.8%	98.3%
3,00 - 3,49	9.9%	14.2%	10.0%	11.1%	29.4%	16.2%	5.1%	3.6%	1.2%	99.5%
3,50 - 3,99	10.0%	14.2%	10.0%	11.1%	29.5%	16.2%	5.1%	3.6%	0.4%	99.8%
4,00 - 4,49	10.1%	14.3%	10.0%	11.1%	29.5%	16.2%	5.1%	3.6%	0.1%	100.0%
4,50 - 4,99	10.1%	14.3%	10.0%	11.1%	29.5%	16.2%	5.2%	3.6%	0.0%	100.0%
5,00 - 5,49	10.1%	14.3%	10.0%	11.1%	29.5%	16.2%	5.2%	3.6%	0.0%	100.0%
5,50 - 5,99	10.1%	14.3%	10.0%	11.1%	29.5%	16.2%	5.2%	3.6%	0.0%	100.0%
6,00 - 6,49	10.1%	14.3%	10.0%	11.1%	29.5%	16.2%	5.2%	3.6%	0.0%	100.0%
6,50 - 6,99	10.1%	14.3%	10.0%	11.1%	29.5%	16.2%	5.2%	3.6%	0.0%	100.0%
7,00 - 7,49	10.1%	14.3%	10.0%	11.1%	29.5%	16.2%	5.2%	3.6%	0.0%	100.0%
7,50 - 7,99	10.1%	14.3%	10.0%	11.1%	29.5%	16.2%	5.2%	3.6%	0.0%	100.0%
8,00 - 8,49	10.1%	14.3%	10.0%	11.1%	29.5%	16.2%	5.2%	3.6%	0.0%	100.0%
8,50 - 8,99	10.1%	14.3%	10.0%	11.1%	29.5%	16.2%	5.2%	3.6%	0.0%	100.0%
9,00 - 9,49	10.1%	14.3%	10.0%	11.1%	29.5%	16.2%	5.2%	3.6%	0.0%	100.0%
9,50 - 9,99	10.1%	14.3%	10.0%	11.1%	29.5%	16.2%	5.2%	3.6%	0.0%	100.0%
10,00 - 10,49	10.1%	14.3%	10.0%	11.1%	29.5%	16.2%	5.2%	3.6%	0.0%	100.0%
10,50 - 10,99	10.1%	14.3%	10.0%	11.1%	29.5%	16.2%	5.2%	3.6%	0.0%	100.0%
11,00 - 11,49	10.1%	14.3%	10.0%	11.1%	29.5%	16.2%	5.2%	3.6%	0.0%	100.0%
11,50 - 11,99	10.1%	14.3%	10.0%	11.1%	29.5%	16.2%	5.2%	3.6%	0.0%	100.0%
12,00 - 12,49	10.1%	14.3%	10.0%	11.1%	29.5%	16.2%	5.2%	3.6%	0.0%	100.0%
12,50 - 12,99	10.1%	14.3%	10.0%	11.1%	29.5%	16.2%	5.2%	3.6%	0.0%	100.0%
13,00 - 13,49	10.1%	14.3%	10.0%	11.1%	29.5%	16.2%	5.2%	3.6%	0.0%	100.0%
13,50 - 13,99	10.1%	14.3%	10.0%	11.1%	29.5%	16.2%	5.2%	3.6%	0.0%	100.0%
14,00 - 14,49	10.1%	14.3%	10.0%	11.1%	29.5%	16.2%	5.2%	3.6%	0.0%	100.0%
14,50 - 14,99	10.1%	14.3%	10.0%	11.1%	29.5%	16.2%	5.2%	3.6%	0.0%	100.0%
15,00 - 15,49	10.1%	14.3%	10.0%	11.1%	29.5%	16.2%	5.2%	3.6%	0.0%	100.0%
15,50 - 15,99	10.1%	14.3%	10.0%	11.1%	29.5%	16.2%	5.2%	3.6%	0.0%	100.0%
16,00 - 16,49	10.1%	14.3%	10.0%	11.1%	29.5%	16.2%	5.2%	3.6%	0.0%	100.0%
16,50 - 16,99	10.1%	14.3%	10.0%	11.1%	29.5%	16.2%	5.2%	3.6%	0.0%	100.0%
>= 17	10.1%	14.3%	10.0%	11.1%	29.5%	16.2%	5.2%	3.6%	0.0%	100.0%

## Jún - Ágú

Kennialda Hrms(m)	Sveiflutími Tp[s]																			Samtals	%	Σ%
	0	3	4	5	6	7	8	9	10	11	12	13	14	15	16	17	18	19	>20			
0,00 - 0,49	0	0	1	10	12	9	11	0	0	0	0	0	0	0	0	0	0	0	0	43	0.2%	0.2%
0,50 - 0,99	0	0	111	798	1766	1074	389	83	35	8	2	0	0	0	0	0	0	0	4266	24.7%	24.9%	
1,00 - 1,49	0	0	110	1522	2386	2135	737	128	48	11	0	0	0	0	0	0	0	0	7077	40.9%	65.8%	
1,50 - 1,99	0	0	0	573	1598	1027	407	101	7	4	0	0	0	0	0	0	0	0	3717	21.5%	87.3%	
2,00 - 2,49	0	0	0	31	658	448	206	61	2	0	0	0	0	0	0	0	0	0	1406	8.1%	95.4%	
2,50 - 2,99	0	0	0	0	94	276	99	16	4	0	0	0	0	0	0	0	0	0	489	2.8%	98.3%	
3,00 - 3,49	0	0	0	0	4	113	66	13	9	0	0	0	0	0	0	0	0	0	205	1.2%	99.5%	
3,50 - 3,99	0	0	0	0	0	18	38	6	0	0	0	0	0	0	0	0	0	0	62	0.4%	99.8%	
4,00 - 4,49	0	0	0	0	0	2	14	9	0	0	0	0	0	0	0	0	0	0	25	0.1%	100.0%	
4,50 - 4,99	0	0	0	0	0	0	3	3	0	0	0	0	0	0	0	0	0	0	6	0.0%	100.0%	
5,00 - 5,49	0	0	0	0	0	0	0	0	0	0	0	0	0	0	0	0	0	0	0	0	0.0%	100.0%
5,50 - 5,99	0	0	0	0	0	0	0	0	0	0	0	0	0	0	0	0	0	0	0	0	0.0%	100.0%
6,00 - 6,49	0	0	0	0	0	0	0	0	0	0	0	0	0	0	0	0	0	0	0	0	0.0%	100.0%
6,50 - 6,99	0	0	0	0	0	0	0	0	0	0	0	0	0	0	0	0	0	0	0	0	0.0%	100.0%
7,00 - 7,49	0	0	0	0	0	0	0	0	0	0	0	0	0	0	0	0	0	0	0	0	0.0%	100.0%
7,50 - 7,99	0	0	0	0	0	0	0	0	0	0	0	0	0	0	0	0	0	0	0	0	0.0%	100.0%
8,00 - 8,49	0	0	0	0	0	0	0	0	0	0	0	0	0	0	0	0	0	0	0	0	0.0%	100.0%
8,50 - 8,99	0	0	0	0	0	0	0	0	0	0	0	0	0	0	0	0	0	0	0	0	0.0%	100.0%
9,00 - 9,49	0	0	0	0	0	0	0	0	0	0	0	0	0	0	0	0	0	0	0	0	0.0%	100.0%
9,50 - 9,99	0	0	0	0	0	0	0	0	0	0	0	0	0	0	0	0	0	0	0	0	0.0%	100.0%
10,00 - 10,49	0	0	0	0	0	0	0	0	0	0	0	0	0	0	0	0	0	0	0	0	0.0%	100.0%
10,50 - 10,99	0	0	0	0	0	0	0	0	0	0	0	0	0	0	0	0	0	0	0	0	0.0%	100.0%
11,00 - 11,49	0	0	0	0	0	0	0	0	0	0	0	0	0	0	0	0	0	0	0	0	0.0%	100.0%
11,50 - 11,99	0	0	0	0	0	0	0	0	0	0	0	0	0	0	0	0	0	0	0	0	0.0%	100.0%
12,00 - 12,49	0	0	0	0	0	0	0	0	0	0	0	0	0	0	0	0	0	0	0	0	0.0%	100.0%
12,50 - 12,99	0	0	0	0	0	0	0	0	0	0	0	0	0	0	0	0	0	0	0	0	0.0%	100.0%
13,00 - 13,49	0	0	0	0	0	0	0	0	0	0	0	0	0	0	0	0	0	0	0	0	0.0%	100.0%
13,50 - 13,99	0	0	0	0	0	0	0	0	0	0	0	0	0	0	0	0	0	0	0	0	0.0%	100.0%
14,00 - 14,49	0	0	0	0	0	0	0	0	0	0	0	0	0	0	0	0	0	0	0	0	0.0%	100.0%
14,50 - 14,99	0	0	0	0	0	0	0	0	0	0	0	0	0	0	0	0	0	0	0	0	0.0%	100.0%
15,00 - 15,49	0	0	0	0	0	0	0	0	0	0	0	0	0	0	0	0	0	0	0	0	0.0%	100.0%
15,50 - 15,99	0	0	0	0	0	0	0	0	0	0	0	0	0	0	0	0	0	0	0	0	0.0%	100.0%
16,00 - 16,49	0	0	0	0	0	0	0	0	0	0	0	0	0	0	0	0	0	0	0	0	0.0%	100.0%
16,50 - 16,99	0	0	0	0	0	0	0	0	0	0	0	0	0	0	0	0	0	0	0	0	0.0%	100.0%
>= 17	0	0	0	0	0	0	0	0	0	0	0	0	0	0	0	0	0	0	0	0	0.0%	100.0%
<b>SAMTALS</b>	0	0	222	2934	6518	5102	1970	420	105	23	2	0	0	0	0	0	0	0	17296	100.0%	<b>Nýting</b>	
<b>%</b>	0.0%	0.0%	1.3%	####	37.7%	29.5%	11.4%	2.4%	0.6%	0.1%	0.0%	0.0%	0.0%	0.0%	0.0%	0.0%	0.0%	0.0%	100.0%		<b>97.9%</b>	

Sep - Nóv

Kennialda Hrms(m)	Öldustefna								Samtals	%	Σ%
	0° 337.5-22.4	45° 22.5-67.4	90° 67.5-112.4	135° 112.5-157.4	180° 157.5-202.4	225° 202.5-247.4	270° 247.5-292.4	315° 292.5-337.4			
0,00 - 0,49	0	0	0	6	8	0	0	0	14	0.1%	0.1%
0,50 - 0,99	69	99	84	51	119	67	26	19	534	3.1%	3.2%
1,00 - 1,49	388	478	232	295	605	363	152	122	2635	15.4%	18.6%
1,50 - 1,99	557	592	353	453	875	459	271	196	3756	22.0%	40.6%
2,00 - 2,49	640	580	313	374	720	374	197	157	3355	19.6%	60.2%
2,50 - 2,99	543	380	272	354	551	254	142	124	2620	15.3%	75.5%
3,00 - 3,49	413	281	153	205	295	129	77	114	1667	9.7%	85.2%
3,50 - 3,99	301	164	80	97	177	59	56	92	1026	6.0%	91.2%
4,00 - 4,49	193	96	61	49	106	31	27	43	606	3.5%	94.8%
4,50 - 4,99	132	42	26	35	49	15	21	19	339	2.0%	96.8%
5,00 - 5,49	74	54	18	14	36	13	4	14	227	1.3%	98.1%
5,50 - 5,99	58	21	7	8	23	6	8	9	140	0.8%	98.9%
6,00 - 6,49	25	6	7	4	7	2	2	5	58	0.3%	99.2%
6,50 - 6,99	23	5	8	3	7	1	1	5	53	0.3%	99.5%
7,00 - 7,49	12	7	5	2	0	0	1	6	33	0.2%	99.7%
7,50 - 7,99	5	0	3	3	3	2	1	2	19	0.1%	99.8%
8,00 - 8,49	9	0	2	0	1	0	1	0	13	0.1%	99.9%
8,50 - 8,99	5	0	1	0	0	0	0	1	7	0.0%	100.0%
9,00 - 9,49	3	0	0	0	0	0	0	1	4	0.0%	100.0%
9,50 - 9,99	1	0	0	0	1	0	0	0	2	0.0%	100.0%
10,00 - 10,49	0	0	0	0	0	0	0	0	0	0.0%	100.0%
10,50 - 10,99	0	0	0	0	0	0	0	0	0	0.0%	100.0%
11,00 - 11,49	0	0	0	0	0	0	0	0	0	0.0%	100.0%
11,50 - 11,99	0	0	0	0	0	0	0	0	0	0.0%	100.0%
12,00 - 12,49	0	0	0	0	0	0	0	0	0	0.0%	100.0%
12,50 - 12,99	0	0	0	0	0	0	0	0	0	0.0%	100.0%
13,00 - 13,49	0	0	0	0	0	0	0	0	0	0.0%	100.0%
13,50 - 13,99	0	0	0	0	0	0	0	0	0	0.0%	100.0%
14,00 - 14,49	0	0	0	0	0	0	0	0	0	0.0%	100.0%
14,50 - 14,99	0	0	0	0	0	0	0	0	0	0.0%	100.0%
15,00 - 15,49	0	0	0	0	0	0	0	0	0	0.0%	100.0%
15,50 - 15,99	0	0	0	0	0	0	0	0	0	0.0%	100.0%
16,00 - 16,49	0	0	0	0	0	0	0	0	0	0.0%	100.0%
16,50 - 16,99	0	0	0	0	0	0	0	0	0	0.0%	100.0%
>= 17	0	0	0	0	0	0	0	0	0	0.0%	100.0%
<b>SAMTALS</b>	3451	2805	1625	1953	3583	1775	987	929	17108	100.0%	<b>Nýting</b>
<b>%</b>	20.2%	16.4%	9.5%	11.4%	20.9%	10.4%	5.8%	5.4%	100.0%		<b>97.9%</b>



Sep - Nóv

Kennialda Hrms(m)	Öldustefna								Samtals	Σ%
	0° 337.5-22.4	45° 22.5-67.4	90° 67.5-112.4	135° 112.5-157.4	180° 157.5-202.4	225° 202.5-247.4	270° 247.5-292.4	315° 292.5-337.4		
0,00 - 0,49	0.0%	0.0%	0.0%	0.0%	0.0%	0.0%	0.0%	0.0%	0.1%	0.1%
0,50 - 0,99	0.4%	0.6%	0.5%	0.3%	0.7%	0.4%	0.2%	0.1%	3.1%	3.2%
1,00 - 1,49	2.7%	3.4%	1.8%	2.1%	4.3%	2.5%	1.0%	0.8%	15.4%	18.6%
1,50 - 1,99	5.9%	6.8%	3.9%	4.7%	9.4%	5.2%	2.6%	2.0%	22.0%	40.6%
2,00 - 2,49	9.7%	10.2%	5.7%	6.9%	13.6%	7.4%	3.8%	2.9%	19.6%	60.2%
2,50 - 2,99	12.8%	12.4%	7.3%	9.0%	16.8%	8.9%	4.6%	3.6%	15.3%	75.5%
3,00 - 3,49	15.3%	14.1%	8.2%	10.2%	18.5%	9.6%	5.1%	4.3%	9.7%	85.2%
3,50 - 3,99	17.0%	15.0%	8.7%	10.7%	19.6%	10.0%	5.4%	4.8%	6.0%	91.2%
4,00 - 4,49	18.1%	15.6%	9.0%	11.0%	20.2%	10.1%	5.5%	5.1%	3.5%	94.8%
4,50 - 4,99	18.9%	15.9%	9.2%	11.2%	20.5%	10.2%	5.7%	5.2%	2.0%	96.8%
5,00 - 5,49	19.3%	16.2%	9.3%	11.3%	20.7%	10.3%	5.7%	5.3%	1.3%	98.1%
5,50 - 5,99	19.7%	16.3%	9.3%	11.3%	20.8%	10.3%	5.7%	5.3%	0.8%	98.9%
6,00 - 6,49	19.8%	16.3%	9.4%	11.4%	20.9%	10.4%	5.7%	5.3%	0.3%	99.2%
6,50 - 6,99	20.0%	16.4%	9.4%	11.4%	20.9%	10.4%	5.8%	5.4%	0.3%	99.5%
7,00 - 7,49	20.0%	16.4%	9.5%	11.4%	20.9%	10.4%	5.8%	5.4%	0.2%	99.7%
7,50 - 7,99	20.1%	16.4%	9.5%	11.4%	20.9%	10.4%	5.8%	5.4%	0.1%	99.8%
8,00 - 8,49	20.1%	16.4%	9.5%	11.4%	20.9%	10.4%	5.8%	5.4%	0.1%	99.9%
8,50 - 8,99	20.1%	16.4%	9.5%	11.4%	20.9%	10.4%	5.8%	5.4%	0.0%	100.0%
9,00 - 9,49	20.2%	16.4%	9.5%	11.4%	20.9%	10.4%	5.8%	5.4%	0.0%	100.0%
9,50 - 9,99	20.2%	16.4%	9.5%	11.4%	20.9%	10.4%	5.8%	5.4%	0.0%	100.0%
10,00 - 10,49	20.2%	16.4%	9.5%	11.4%	20.9%	10.4%	5.8%	5.4%	0.0%	100.0%
10,50 - 10,99	20.2%	16.4%	9.5%	11.4%	20.9%	10.4%	5.8%	5.4%	0.0%	100.0%
11,00 - 11,49	20.2%	16.4%	9.5%	11.4%	20.9%	10.4%	5.8%	5.4%	0.0%	100.0%
11,50 - 11,99	20.2%	16.4%	9.5%	11.4%	20.9%	10.4%	5.8%	5.4%	0.0%	100.0%
12,00 - 12,49	20.2%	16.4%	9.5%	11.4%	20.9%	10.4%	5.8%	5.4%	0.0%	100.0%
12,50 - 12,99	20.2%	16.4%	9.5%	11.4%	20.9%	10.4%	5.8%	5.4%	0.0%	100.0%
13,00 - 13,49	20.2%	16.4%	9.5%	11.4%	20.9%	10.4%	5.8%	5.4%	0.0%	100.0%
13,50 - 13,99	20.2%	16.4%	9.5%	11.4%	20.9%	10.4%	5.8%	5.4%	0.0%	100.0%
14,00 - 14,49	20.2%	16.4%	9.5%	11.4%	20.9%	10.4%	5.8%	5.4%	0.0%	100.0%
14,50 - 14,99	20.2%	16.4%	9.5%	11.4%	20.9%	10.4%	5.8%	5.4%	0.0%	100.0%
15,00 - 15,49	20.2%	16.4%	9.5%	11.4%	20.9%	10.4%	5.8%	5.4%	0.0%	100.0%
15,50 - 15,99	20.2%	16.4%	9.5%	11.4%	20.9%	10.4%	5.8%	5.4%	0.0%	100.0%
16,00 - 16,49	20.2%	16.4%	9.5%	11.4%	20.9%	10.4%	5.8%	5.4%	0.0%	100.0%
16,50 - 16,99	20.2%	16.4%	9.5%	11.4%	20.9%	10.4%	5.8%	5.4%	0.0%	100.0%
>= 17	20.2%	16.4%	9.5%	11.4%	20.9%	10.4%	5.8%	5.4%	0.0%	100.0%

## Sep - Nóv

Kennialda Hrms(m)	Sveiflutími Tp[s]																			Samtals	%	Σ%
	0	3	4	5	6	7	8	9	10	11	12	13	14	15	16	17	18	19	>20			
0,00 - 0,49	0	0	0	5	1	8	0	0	0	0	0	0	0	0	0	0	0	0	0	14	0.1%	0.1%
0,50 - 0,99	0	0	6	88	250	161	28	1	0	0	0	0	0	0	0	0	0	0	0	534	3.1%	3.2%
1,00 - 1,49	0	0	22	346	787	991	413	56	19	0	1	0	0	0	0	0	0	0	0	2635	15.4%	18.6%
1,50 - 1,99	0	0	0	258	898	1202	1053	304	37	1	3	0	0	0	0	0	0	0	0	3756	22.0%	40.6%
2,00 - 2,49	0	0	0	33	644	1078	967	551	70	11	1	0	0	0	0	0	0	0	0	3355	19.6%	60.2%
2,50 - 2,99	0	0	0	1	238	905	759	563	145	9	0	0	0	0	0	0	0	0	0	2620	15.3%	75.5%
3,00 - 3,49	0	0	0	0	31	475	593	379	165	23	1	0	0	0	0	0	0	0	0	1667	9.7%	85.2%
3,50 - 3,99	0	0	0	0	0	140	471	255	123	34	3	0	0	0	0	0	0	0	0	1026	6.0%	91.2%
4,00 - 4,49	0	0	0	0	0	29	271	200	74	30	2	0	0	0	0	0	0	0	0	606	3.5%	94.8%
4,50 - 4,99	0	0	0	0	0	4	83	183	47	20	2	0	0	0	0	0	0	0	0	339	2.0%	96.8%
5,00 - 5,49	0	0	0	0	0	0	19	116	60	26	6	0	0	0	0	0	0	0	0	227	1.3%	98.1%
5,50 - 5,99	0	0	0	0	0	0	3	60	48	24	5	0	0	0	0	0	0	0	0	140	0.8%	98.9%
6,00 - 6,49	0	0	0	0	0	0	0	8	35	12	3	0	0	0	0	0	0	0	0	58	0.3%	99.2%
6,50 - 6,99	0	0	0	0	0	0	0	3	32	16	2	0	0	0	0	0	0	0	0	53	0.3%	99.5%
7,00 - 7,49	0	0	0	0	0	0	0	0	20	12	0	1	0	0	0	0	0	0	0	33	0.2%	99.7%
7,50 - 7,99	0	0	0	0	0	0	0	0	8	9	2	0	0	0	0	0	0	0	0	19	0.1%	99.8%
8,00 - 8,49	0	0	0	0	0	0	0	0	1	8	1	1	2	0	0	0	0	0	0	13	0.1%	99.9%
8,50 - 8,99	0	0	0	0	0	0	0	0	1	4	2	0	0	0	0	0	0	0	0	7	0.0%	100.0%
9,00 - 9,49	0	0	0	0	0	0	0	0	0	2	2	0	0	0	0	0	0	0	0	4	0.0%	100.0%
9,50 - 9,99	0	0	0	0	0	0	0	0	0	1	1	0	0	0	0	0	0	0	0	2	0.0%	100.0%
10,00 - 10,49	0	0	0	0	0	0	0	0	0	0	0	0	0	0	0	0	0	0	0	0	0.0%	100.0%
10,50 - 10,99	0	0	0	0	0	0	0	0	0	0	0	0	0	0	0	0	0	0	0	0	0.0%	100.0%
11,00 - 11,49	0	0	0	0	0	0	0	0	0	0	0	0	0	0	0	0	0	0	0	0	0.0%	100.0%
11,50 - 11,99	0	0	0	0	0	0	0	0	0	0	0	0	0	0	0	0	0	0	0	0	0.0%	100.0%
12,00 - 12,49	0	0	0	0	0	0	0	0	0	0	0	0	0	0	0	0	0	0	0	0	0.0%	100.0%
12,50 - 12,99	0	0	0	0	0	0	0	0	0	0	0	0	0	0	0	0	0	0	0	0	0.0%	100.0%
13,00 - 13,49	0	0	0	0	0	0	0	0	0	0	0	0	0	0	0	0	0	0	0	0	0.0%	100.0%
13,50 - 13,99	0	0	0	0	0	0	0	0	0	0	0	0	0	0	0	0	0	0	0	0	0.0%	100.0%
14,00 - 14,49	0	0	0	0	0	0	0	0	0	0	0	0	0	0	0	0	0	0	0	0	0.0%	100.0%
14,50 - 14,99	0	0	0	0	0	0	0	0	0	0	0	0	0	0	0	0	0	0	0	0	0.0%	100.0%
15,00 - 15,49	0	0	0	0	0	0	0	0	0	0	0	0	0	0	0	0	0	0	0	0	0.0%	100.0%
15,50 - 15,99	0	0	0	0	0	0	0	0	0	0	0	0	0	0	0	0	0	0	0	0	0.0%	100.0%
16,00 - 16,49	0	0	0	0	0	0	0	0	0	0	0	0	0	0	0	0	0	0	0	0	0.0%	100.0%
16,50 - 16,99	0	0	0	0	0	0	0	0	0	0	0	0	0	0	0	0	0	0	0	0	0.0%	100.0%
>= 17	0	0	0	0	0	0	0	0	0	0	0	0	0	0	0	0	0	0	0	0	0.0%	100.0%
<b>SAMTALS</b>	0	0	28	731	2849	4993	4660	2679	885	242	37	2	2	0	0	0	0	0	0	17108	100.0%	<b>Nýting</b>
<b>%</b>	0.0%	0.0%	0.2%	4.3%	16.7%	29.2%	27.2%	15.7%	5.2%	1.4%	0.2%	0.0%	0.0%	0.0%	0.0%	0.0%	0.0%	0.0%	0.0%	100.0%		<b>97.9%</b>